

**CITY OF GARDNER
CAPITAL IMPROVEMENT COMMITTEE**

Capital Improvement Committee
50 Manca Drive
Gardner, MA 01440
(978) 630-8195
roliva@gardner-ma.gov
www.gardner-ma.gov



Robert Oliva, City Engineer
50 Manca Drive
Gardner, MA 01440
(978) 630-8195

CAPITAL IMPROVEMENT PLAN MEETING
Wednesday January 21, 2026
9:00 am – DPW Conference Room, 50 Manca Drive

ANNOUNCEMENT – Any person may make a video or audio recording of an open session of a meeting, or may transmit the meeting through any medium, subject to reasonable requirements of the chair as to the number, placement and operation of equipment used so as not to interfere with the conduct of the meeting. Any person intending to make such recording shall notify the Chair forthwith. All documents referenced or used during the meeting must be submitted in duplicate to the Clerk of the Board or Committee. All documents shall become part of the official record of the meeting.

AGENDA

- Introduction/discussion of new meeting structure and review process for FY27
- Department Heads presentations of Capital Project/Item List requests to Committee
- Discuss and comment on Departments Capital Project/Item List requests
- Discuss FY27 CIP Report
- Adjournment

NOTICE: The listings of Agenda items are those reasonably anticipated by the Chair which may be discussed at the meeting. Not all items listed may in fact be discussed and other items not listed may also be brought up for discussion to the extent permitted by law.

RECEIVED

2026 JAN 15 A 11:52

CITY CLERK'S OFFICE
GARDNER, MA

Robert Oliva, City Engineer
Chairman, Capital Improvement Committee

TABLE 1

Report contains submissions from City Departments. Since the Capital Improvement Committee has not yet performed ratings on items, this report does not indicate whether the items fall under the definition of a capital improvement. During the ratings process, it may be determined that items do not qualify as capital purchases, but will be considered as recommendations by the Committee under the normal budget procedure.

Department	Project ID	FY26 Priority**	Project Title	5-yr Cost	Fiscal Year				
					FY 2027	FY 2028	FY 2029	FY 2030	FY 2031
Airport									
			No Requests Submitted						
			Department Total	\$ -	\$ -	\$ -	\$ -	\$ -	\$ -
Building									
			No Requests Submitted						
			Department Total	\$ -	\$ -	\$ -	\$ -	\$ -	\$ -
City Hall									
City Hall	27-010		City Hall Electronic Key Fob Access System	\$ 250,000	\$ 250,000				
City Hall	27-011		City Hall Elevator Replacement	\$ 750,000	\$ 750,000				
City Hall	27-012		City Hall Exterior Painting & Building Envelope Preservation	\$ 150,000		\$ 150,000			
City Hall	27-013		City Hall Heating System Modernization & Secondary Heat Source	\$ 1,150,000	\$ 150,000	\$ 600,000	\$ 400,000		
City Hall	27-014		City Hall Rear Exterior Stair Replacement	\$ 175,000	\$ 175,000				
City Hall	27-015		Mini-Split Condenser Replacement & Weather Protection	\$ 125,000	\$ 75,000	\$ 50,000			
City Hall	27-016		Perry Auditorium Bathroom & Interior Rehabilitation	\$ 200,000	\$ 75,000	\$ 125,000			
			Department Total	\$ 2,800,000	\$ 1,475,000	\$ 925,000	\$ 400,000	\$ -	\$ -
Community Dev & Planning									
Comm. Dev & Planning	27-001	H	Central Street Pedestrian Beacon	\$ 40,000	\$ 40,000				
Comm. Dev & Planning	27-002	L	Clark Street to Greenwood Park Shared Use Path Connection	\$ 60,000			\$ 60,000		
Comm. Dev & Planning	27-003	L	Green Street Sidewalk Installation	\$ 200,000		\$ 200,000			
Comm. Dev & Planning	27-004	L	Greenwood Park to Wilder Field Shared Use Path Connection	\$ 30,000		\$ 30,000			
Comm. Dev & Planning	27-005	H	Keyes Road Culvert Replacement	\$ 2,020,000		\$ 2,020,000			
			Department Total	\$ 2,350,000	\$ 40,000	\$ 2,250,000	\$ 60,000	\$ -	\$ -
Council on Aging									
			No Requests Submitted						
			Department Total	\$ -	\$ -	\$ -	\$ -	\$ -	\$ -
Engineering									
Engineering	26-042	L	Dam Repairs	\$ 1,500,000		\$ 1,500,000			
Engineering	26-044	H	MS4 Municipal Property BMP Retrofit	\$ 1,255,000	\$ 200,000	\$ 225,000	\$ 250,000	\$ 275,000	\$ 305,000
Engineering	26-045	L	TIP List Roadway Design	\$ 2,650,000	\$ 400,000	\$ 250,000	\$ 800,000	\$ 1,200,000	
Engineering	26-046	H	Elm/Pearson Traffic Signals	\$ 1,625,000	\$ 125,000	\$ 1,500,000			
			Department Total	\$ 7,030,000	\$ 725,000	\$ 3,475,000	\$ 1,050,000	\$ 1,475,000	\$ 305,000
Fire									
Fire	26-048	H	Fire HQ 3-Bay Garage (stand alone)	\$ 750,000	\$ 750,000				
Fire	26-049	L	Re-Chassis Rescue 2	\$ 250,000			\$ 250,000		
Fire	26-050	H	Replace Car 2	\$ 75,000	\$ 75,000				
Fire	26-051	L	Replace Car 3	\$ 75,000			\$ 75,000		

TABLE 1

Department	Project ID	FY26 Priority**	Project Title	5-yr Cost	Fiscal Year				
					FY 2027	FY 2028	FY 2029	FY 2030	FY 2031
Fire	26-052	H	Replace Car 6	\$ 75,000	\$ 75,000				
Fire	26-053	L	Replace Engine 1	\$ 1,000,000			\$ 1,000,000		
Fire	26-054	L	Replace Rescue 4	\$ 500,000		\$ 500,000			
Fire	26-055	H	Replace Truck 5	\$ 85,000	\$ 85,000				
Fire	26-056	H	Fire HQ Building Addition/Renovation	\$ 10,000,000	\$ 10,000,000				
Fire	27-018	L	Replace Truck 4				\$ 75,000		
Fire	26-103	H	Fire HQ Building Feasibility Study	\$ 250,000	\$ 250,000				
			Department Total	\$ 13,060,000	\$ 11,235,000	\$ 500,000	\$ 1,400,000	\$ -	\$ -
Golf (Enterprise)									
			No Requests Submitted						
			Department Total	\$ -	\$ -	\$ -	\$ -	\$ -	\$ -
Health									
Health	26-058	H	Landill Erosion Control	\$ 229,537	\$ 229,537				
Health	26-059	H	Transfer Station Facilities	\$ 400,000	\$ 200,000	\$ 200,000			
			Department Total	\$ 629,537	\$ 429,537	\$ 200,000	\$ -	\$ -	\$ -
Human Resources									
Human Resources	27-006	H	Greenwood Pool Resurfacing	\$ 150,000	\$ 150,000				
Human Resources	27-007	H	Splash Park Repair	\$ 22,000	\$ 22,000				
			Department Total	\$ 172,000	\$ 172,000	\$ -	\$ -	\$ -	\$ -
IT Dept.									
			No Requests Submitted						
			Department Total	\$ -	\$ -	\$ -	\$ -	\$ -	\$ -
Public Works									
Public Works	26-001	L	1 Ton Dump Truck	\$ 85,000			\$ 85,000		
Public Works	26-002	L	1 Ton Dump Truck	\$ 85,000				\$ 85,000	
Public Works	26-003	H	1 Ton Dump Truck	\$ 85,000	\$ 85,000				
Public Works	26-004	E	6 Wheel Dump/Plow/Spreader	\$ 295,000		\$ 295,000			
Public Works	26-005	H	6 Wheel Dump/Plow/Spreader	\$ 295,000			\$ 295,000		
Public Works	26-006	L	6 Wheel Dump/Plow/Spreader	\$ 295,000				\$ 295,000	
Public Works	26-007	L	6 Wheel Dump/Plow/Spreader	\$ 295,000					\$ 295,000
Public Works	26-008	E	6 Wheel Dump/Plow/Spreader	\$ 295,000	\$ 295,000				
Public Works	26-009	H	10 Wheel Dump/Plow/Spreader	\$ 385,000		\$ 385,000			
Public Works	26-010	E	10 Wheel Dump/Plow/Spreader	\$ 385,000	\$ 385,000				
Public Works	26-011	H	24' Double Garage Door	\$ 25,000	\$ 25,000				
Public Works	26-012	L	Backhoe	\$ 145,000			\$ 145,000		
Public Works	26-013	H	Bucket Truck	\$ 150,000	\$ 150,000				
Public Works	26-014	H	Cab and Chassis for Sander	\$ 35,000		\$ 35,000			
Public Works	26-015	H	Cab and Chassis for Sander	\$ 35,000	\$ 35,000				
Public Works	26-016	L	Cremation Vaults	\$ 200,000		\$ 200,000			
Public Works	26-017	H	Large Mower	\$ 45,000		\$ 45,000			
Public Works	26-018	H	Front End Loader	\$ 252,000		\$ 252,000			
Public Works	26-019	L	Front End Loader	\$ 252,000				\$ 252,000	
Public Works	26-022	L	Repave Municipal Lots	\$ 500,000	\$ 100,000	\$ 100,000	\$ 100,000	\$ 100,000	\$ 100,000
Public Works	26-023	H	Pick-up Truck	\$ 85,000		\$ 85,000			
Public Works	26-024	L	Pick-up Truck	\$ 85,000				\$ 85,000	
Public Works	26-025	H	Sidewalk Tractor	\$ 190,000		\$ 190,000			
Public Works	26-026	L	Sidewalk Tractor	\$ 190,000				\$ 190,000	
Public Works	26-027	L	Sidewalk Tractor	\$ 190,000					\$ 190,000
Public Works	26-028	H	Sign Department Printer	\$ 26,000	\$ 26,000				

TABLE 1

Department	Project ID	FY26 Priority**	Project Title	5-yr Cost	Fiscal Year				
					FY 2027	FY 2028	FY 2029	FY 2030	FY 2031
Public Works	26-029	H	Street Sweeper	\$ 310,000		\$ 310,000			
Public Works	26-030	H	Tractor/Brush Cutter	\$ 125,000		\$ 125,000			
Public Works	26-031	H	Utility Body Truck	\$ 92,000		\$ 92,000			
Public Works	26-032	L	Utility Body Truck	\$ 92,000					\$ 92,000
Public Works	26-033	L	Wilder Field Drainage/Soccer Field	\$ 100,000			\$ 100,000		
Public Works	26-034	L	Bickford Playground Improvements	\$ 150,000		\$ 150,000			
Public Works	26-035	H	DPW Facility Upgrades	\$ 4,000,000	\$ 4,000,000				
Public Works	26-036	L	Jackson Playground Improvements	\$ 150,000		\$ 150,000			
Public Works	26-037	H	OC/Bickford Ball Field Light Replacement	\$ 100,000	\$ 100,000				
Public Works	26-038	H	OC Playground Improvements	\$ 150,000		\$ 150,000			
Public Works	26-039	H	Pond Brook Drainage Repair	\$ 500,000	\$ 500,000				
Public Works	26-040	E	Sign Room Expansion/Building	\$ 275,000	\$ 275,000				
Public Works	26-041	H	Remove Underground Fuel Storage Tanks	\$ 600,000	\$ 600,000				
			Department Total	\$ 11,549,000	\$ 6,576,000	\$ 2,564,000	\$ 725,000	\$ 1,007,000	\$ 677,000
Police									
Police	26-057	L	Computer-Aided Dispatch/Records Management Software	\$ 950,000		\$ 650,000	\$ 100,000	\$ 100,000	\$ 100,000
			Department Total	\$ 950,000	\$ -	\$ 650,000	\$ 100,000	\$ 100,000	\$ 100,000
Sewer (Enterprise)									
Sewer (Enterprise)	26-086	H	Collection System Improvements	\$ 1,250,000	\$ 500,000	\$ 500,000	\$ 250,000		
Sewer (Enterprise)	26-087	H	Pump Station Upgrades	\$ 1,000,000	\$ 1,000,000				
Sewer (Enterprise)	26-088	E	Sludge Landfill Expansion/Hauling	\$ 7,000,000		\$ 7,000,000			
Sewer (Enterprise)	26-089	H	Wastewater Treatment Plant Upgrade	\$ 10,000,000	\$ 5,000,000	\$ 5,000,000			
			Department Total	\$ 19,250,000	\$ 6,500,000	\$12,500,000	\$ 250,000	\$ -	\$ -
Water (Enterprise)									
Water (Enterprise)	26-090	H	1 Ton Pickup Truck	\$ 100,000	\$ 100,000				
Water (Enterprise)	26-091	H	CLWTF PLC Replacement	\$ 250,000	\$ 250,000				
Water (Enterprise)	26-093	H	Dam Repairs	\$ 1,000,000		\$ 1,000,000			
Water (Enterprise)	26-094	H	Elevated Water Tank Interior Repairs	\$ 650,000	\$ 650,000				
Water (Enterprise)	26-095	H	Treatment Facility Upgrades	\$ 500,000	\$ 100,000	\$ 200,000	\$ 200,000		
Water (Enterprise)	26-096	H	Pearly Brook Pump Station Upgrade	\$ 600,000			\$ 600,000		
Water (Enterprise)	26-097	H	Water Main Replacement	\$ 11,000,000		\$ 5,000,000	\$ 6,000,000		
Water (Enterprise)	26-098	H	Water Meter Replacement	\$ 2,000,000	\$ 1,000,000	\$ 1,000,000			
			Department Total	\$ 16,100,000	\$ 2,100,000	\$ 7,200,000	\$ 6,800,000	\$ -	\$ -
School Dept									
School Dept	26-060	H	Central Office Building	\$ 5,000,000		\$ 5,000,000			
School Dept	26-061	L	ESS Auditorium	\$ 150,000					\$ 150,000
School Dept	26-062	L	ESS Replace Bathroom Partitions	\$ 75,000			\$ 75,000		
School Dept	26-063	H	ESS Roof	\$ 250,000		\$ 250,000			
School Dept	26-064	L	ESS Standby Generator	\$ 250,000				\$ 250,000	
School Dept	26-065	H	Facilities Garage Addition	\$ 500,000		\$ 500,000			
School Dept	26-066	E	Facilities Pickup Truck	\$ 65,000	\$ 65,000				
School Dept	26-068	H	GHS C-Wing (locker rooms) renovations	\$ 3,000,000		\$ 3,000,000			
School Dept	26-069	H	GHS Replace Exit / Emergency Lighting	\$ 150,000	\$ 150,000				
School Dept	26-070	L	GHS Interior Painting	\$ 150,000			\$ 150,000		
School Dept	26-071	L	GHS Landscaping	\$ 50,000			\$ 50,000		

TABLE 1

Department	Project ID	FY26 Priority**	Project Title	5-yr Cost	Fiscal Year				
					FY 2027	FY 2028	FY 2029	FY 2030	FY 2031
School Dept	26-074	L	GHS Replace Service Equipment	\$ 800,000			\$ 800,000		
School Dept	26-076	H	GHS Standby Generator	\$ 250,000		\$ 250,000			
School Dept	26-077	L	GHS to GMS Fiber Underground	\$ 40,000			\$ 40,000		
School Dept	26-078	H	GMS Domestic Hot Water Tank	\$ 50,000		\$ 50,000			
School Dept	26-079	L	GMS Electronic Sign	\$ 40,000					\$ 40,000
School Dept	26-080	H	GMS Road Improvements	\$ 500,000		\$ 500,000			
School Dept	26-082	E	GMS Rooftop Condensers	\$ 350,000	\$ 350,000				
School Dept	26-083	H	GMS Unit Ventilator Controller	\$ 500,000		\$ 500,000			
School Dept	26-084	E	GHS Elevator Renovations	\$ 150,000	\$ 150,000				
School Dept	27-008	L	GHS Roof	\$ 2,000,000					\$ 2,000,000
School Dept	27-009	H	GMS PA and Clock System	\$ 175,000	\$ 175,000				
			Department Total	\$ 14,495,000	\$ 890,000	\$ 10,050,000	\$ 1,115,000	\$ 250,000	\$ 2,190,000

Grand Total	\$ 88,385,537	\$ 30,142,537	\$ 40,314,000	\$ 11,900,000	\$ 2,832,000	\$ 3,272,000
--------------------	----------------------	----------------------	----------------------	----------------------	---------------------	---------------------

** E = Emergency (Immediate Need) High = High (Needed in Next 2 Years) L = Low (Needed in 2-5 Years)

CITY OF GARDNER CAPITAL IMPROVEMENT PROJECT REQUEST FORM

PROJECT TITLE: City Hall Electronic Key Fob Access System

DEPARTMENT: Building Department

SUBMITTED BY: Melissa MacDonald

DATE SUBMITTED: December 5, 2025

PROJECT DESCRIPTION

City Hall requires a comprehensive electronic key fob access system for all exterior and interior doors. This improves security, standardizes access control, and eliminates manual locking/unlocking.

ESTIMATED COST BY FISCAL YEAR

FY27: \$250,000

CITY OF GARDNER CAPITAL IMPROVEMENT PROJECT REQUEST FORM

PROJECT TITLE: City Hall Elevator Replacement

DEPARTMENT: Building Department

SUBMITTED BY: Melissa MacDonald

DATE SUBMITTED: December 5, 2025

PROJECT DESCRIPTION

The existing elevator in City Hall is approaching the end of its useful life and continues to be increasingly unreliable. Breakdowns are frequent, and parts availability is diminishing. A full replacement is necessary to ensure uninterrupted ADA access to all floors and avoid accessibility compliance issues.

ESTIMATED COST BY FISCAL YEAR

FY27: \$750,000

CITY OF GARDNER CAPITAL IMPROVEMENT PROJECT REQUEST FORM

PROJECT TITLE: City Hall Exterior Painting & Building Envelope Preservation

DEPARTMENT: Building Department

SUBMITTED BY: Melissa MacDonald

DATE SUBMITTED: December 5, 2025

PROJECT DESCRIPTION

City Hall's façade and trim require full repainting and preservation to prevent deterioration. Work includes scraping, priming, painting, and preservation treatment.

ESTIMATED COST BY FISCAL YEAR

FY28: \$150,000

CITY OF GARDNER CAPITAL IMPROVEMENT PROJECT REQUEST FORM

PROJECT TITLE: City Hall Heating System Modernization & Secondary Heat Source

DEPARTMENT: Building Department

SUBMITTED BY: Melissa MacDonald

DATE SUBMITTED: December 5, 2025

PROJECT DESCRIPTION

City Hall's existing heating system is outdated and not resilient. Although the boiler is relatively new, the hydronic piping and distribution system are deteriorated. This project funds engineering and phased replacement of critical piping and installation of a reliable secondary heat source.

ESTIMATED COST BY FISCAL YEAR

FY27: \$150,000

FY28: \$600,000

FY29: \$400,000

CITY OF GARDNER CAPITAL IMPROVEMENT PROJECT REQUEST FORM

PROJECT TITLE: City Hall Rear Exterior Stair Replacement

DEPARTMENT: Building Department

SUBMITTED BY: Melissa MacDonald

DATE SUBMITTED: December 5, 2025

PROJECT DESCRIPTION

The rear exterior stairs are deteriorating and require replacement to maintain safe egress and prevent liability issues.

ESTIMATED COST BY FISCAL YEAR

FY27: \$175,000

CITY OF GARDNER CAPITAL IMPROVEMENT PROJECT REQUEST FORM

PROJECT TITLE: Mini-Split Condenser Replacement & Weather Protection

DEPARTMENT: Building Department

SUBMITTED BY: Melissa MacDonald

DATE SUBMITTED: December 5, 2025

PROJECT DESCRIPTION

Multiple mini-split condensers need replacement and protection from falling snow/ice. This project replaces units and installs permanent protection systems.

ESTIMATED COST BY FISCAL YEAR

FY28: \$75,000

FY29: \$50,000

CITY OF GARDNER CAPITAL IMPROVEMENT PROJECT REQUEST FORM

PROJECT TITLE: Perry Auditorium Bathroom & Interior Rehabilitation

DEPARTMENT: Building Department

SUBMITTED BY: Melissa MacDonald

DATE SUBMITTED: December 5, 2025

PROJECT DESCRIPTION

The Perry Auditorium bathrooms are currently unusable. Restoring these facilities and addressing related interior needs will allow full use of the auditorium for meetings, events, and rentals.

ESTIMATED COST BY FISCAL YEAR

FY28: \$75,000

FY29: \$125,000

CITY OF GARDNER CAPITAL IMPROVEMENT PROJECT REQUEST FORM
FY2027 – FY2031

PROJECT ID (by Committee)	27-001
PROJECT TITLE	
Central Street Pedestrian Beacon	
DEPARTMENT	
Community Development & Planning	
SUBMITTED BY	DATE SUBMITTED
Jason Stevens	11/6/2025



Insert Picture if available/applicable

CATEGORY	<input type="checkbox"/> Facilities	<input checked="" type="checkbox"/> Infrastructure	<input type="checkbox"/> Study/Design	<input type="checkbox"/> Vehicle/Equipment	<input type="checkbox"/> Other
PRIORITY	<input type="checkbox"/> Emergency <i>Immediate Need</i>	<input checked="" type="checkbox"/> High <i>Needed in next 2 years</i>	<input type="checkbox"/> Low <i>Needed in 2-5 years</i>	USEFUL LIFE (YRS)	30+

PROJECT DESCRIPTION
Please describe the project. Explain priority and justification for the project.
<p>The project includes the installation of a new Pedestrian Operated Button crossing signal beacon and replacement/installation of ADA accessible ramps for the crosswalk between 100 and 105 Central Street. This project will directly improve safety and accessibility for pedestrians while also improving safety and traffic behavior by providing a more visible, compliant, well-marked, activated, and ultimately safer crossing on a well-travelled roadway adjacent to residences, businesses and near recreation areas.</p>
Provide additional sheets as necessary

Category*	Five Year Total	Estimated Cost by Fiscal Year				
		FY 2027	FY 2028	FY 2029	FY 2030	FY 2031
Facilities						
Infrastructure		\$30,000				
Study/Design		\$10,000				
Vehicle/Equipment						
Other						
TOTAL		\$40,000				

* If multiple categories for single project, include cost for each and for each FY as needed

**CITY OF GARDNER CAPITAL IMPROVEMENT PROJECT REQUEST FORM
FY2027 – FY2031**



Insert Picture if available/applicable

PROJECT ID (by Committee)	27-002
PROJECT TITLE	
Clark Street to Greenwood Park Shared Use Path Connection	
DEPARTMENT	
Community Development & Planning	
SUBMITTED BY	DATE SUBMITTED
Jason Stevens	11/7/2025

CATEGORY	<input type="checkbox"/> Facilities	<input checked="" type="checkbox"/> Infrastructure	<input type="checkbox"/> Study/Design	<input type="checkbox"/> Vehicle/Equipment	<input type="checkbox"/> Other
PRIORITY	<input type="checkbox"/> Emergency <i>Immediate Need</i>	<input type="checkbox"/> High <i>Needed in next 2 years</i>	<input checked="" type="checkbox"/> Low <i>Needed in 2-5 years</i>	USEFUL LIFE (YRS)	30+

PROJECT DESCRIPTION	
Please describe the project. Explain priority and justification for the project.	
<p>This project includes connecting Beagle Club Road at Clark Street to the Ovila Case Playground and Greenwood Park via Racette Avenue, Norman Street, Sand Street and West Street, including construction of a new pedestrian crosswalk at intersection of Clark Street and Racette Avenue, installation of new "sharrow" pavement markings and signage along Clark Street, Racette Avenue, Norman Street and Sand Street, reconfiguration of the intersection of Sand Street and West Street to include new ADA compliant ramps and crosswalk to south side of West Street, and upgrading the existing path adjacent to property now or formerly of the Veterans of Foreign Wars (VFW - Post 905) to hot mix asphalt pavement to connect into Greenwood Park.</p>	
Provide additional sheets as necessary	

Category*	Five Year Total	Estimated Cost by Fiscal Year				
		FY 2027	FY 2028	FY 2029	FY 2030	FY 2031
Facilities						
Infrastructure				\$40,000		
Study/Design				\$20,000		
Vehicle/Equipment						
Other						
TOTAL				\$60,000		

* If multiple categories for single project, include cost for each and for each FY as needed

**CITY OF GARDNER CAPITAL IMPROVEMENT PROJECT REQUEST FORM
FY2027 – FY2031**

PROJECT ID (by Committee)	27-003
PROJECT TITLE	
Green Street Sidewalk Installation	
DEPARTMENT	
Community Development & Planning	
SUBMITTED BY	DATE SUBMITTED
Jason Stevens	11/7/2025



Insert Picture if available/applicable

CATEGORY	<input type="checkbox"/> Facilities	<input checked="" type="checkbox"/> Infrastructure	<input type="checkbox"/> Study/Design	<input type="checkbox"/> Vehicle/Equipment	<input type="checkbox"/> Other
PRIORITY	<input type="checkbox"/> Emergency <i>Immediate Need</i>	<input type="checkbox"/> High <i>Needed in next 2 years</i>	<input checked="" type="checkbox"/> Low <i>Needed in 2-5 years</i>	USEFUL LIFE (YRS)	30+

PROJECT DESCRIPTION
Please describe the project. Explain priority and justification for the project.
The project includes design and construction of a new hot mix asphalt sidewalk along the west side of Green Street from the North Central Pathway to the Heywood Hospital. The project will improve pedestrian access to the pathway and increase safety, encouraging pedestrians to utilize the nearby crosswalk at Haywood Hospital across Green Street near the intersection of Matthews and Woodland Avenue to cross the street and access the pathway via the new sidewalk.
Provide additional sheets as necessary

Category*	Five Year Total	Estimated Cost by Fiscal Year				
		FY 2027	FY 2028	FY 2029	FY 2030	FY 2031
Facilities						
Infrastructure			\$150,000			
Study/Design			\$50,000			
Vehicle/Equipment						
Other						
TOTAL	\$200,000		\$200,000			

* If multiple categories for single project, include cost for each and for each FY as needed

**CITY OF GARDNER CAPITAL IMPROVEMENT PROJECT REQUEST FORM
FY2027 – FY2031**

PROJECT ID (by Committee)	27-004
PROJECT TITLE	
Greenwood Park to Wilder Field Shared Use Path Connection	
DEPARTMENT	
Community Development & Planning	
SUBMITTED BY	DATE SUBMITTED
Jason Stevens	11/7/2025



Insert Picture if available/applicable

CATEGORY	<input type="checkbox"/> Facilities	<input checked="" type="checkbox"/> Infrastructure	<input type="checkbox"/> Study/Design	<input type="checkbox"/> Vehicle/Equipment	<input type="checkbox"/> Other
PRIORITY	<input type="checkbox"/> Emergency <i>Immediate Need</i>	<input type="checkbox"/> High <i>Needed in next 2 years</i>	<input checked="" type="checkbox"/> Low <i>Needed in 2-5 years</i>	USEFUL LIFE (YRS)	30+

PROJECT DESCRIPTION
Please describe the project. Explain priority and justification for the project.
The project includes design and construction of new ADA compliant ramp on south side of Parker Street across from the Greenwood Park entrance, installation of new "sharrow" pavement markings and signage along Marquette Street to Moran Street, and the installation of a new ADA compliant ramp at intersection of Marquette and Moran Street. Installation of ADA compliant ramps will increase accessibility to Greenwood Park and in the surrounding residential neighborhood.
Provide additional sheets as necessary

Category*	Five Year Total	Estimated Cost by Fiscal Year				
		FY 2027	FY 2028	FY 2029	FY 2030	FY 2031
Facilities						
Infrastructure			\$20,000			
Study/Design			\$10,000			
Vehicle/Equipment						
Other						
TOTAL	\$30,000		\$30,000			

* If multiple categories for single project, include cost for each and for each FY as needed

**CITY OF GARDNER CAPITAL IMPROVEMENT PROJECT REQUEST FORM
FY2027 – FY2031**



Insert Picture if available/applicable

PROJECT ID (by Committee)	27-005
PROJECT TITLE	
Keyes Road Culvert	
DEPARTMENT	
Community Development & Planning	
SUBMITTED BY	DATE SUBMITTED
Jason Stevens	11/7/2025

CATEGORY	<input type="checkbox"/> Facilities	<input checked="" type="checkbox"/> Infrastructure	<input type="checkbox"/> Study/Design	<input type="checkbox"/> Vehicle/Equipment	<input type="checkbox"/> Other
PRIORITY	<input type="checkbox"/> Emergency <i>Immediate Need</i>	<input checked="" type="checkbox"/> High <i>Needed in next 2 years</i>	<input type="checkbox"/> Low <i>Needed in 2-5 years</i>	USEFUL LIFE (YRS)	Approx. 75 years

PROJECT DESCRIPTION	
Please describe the project. Explain priority and justification for the project.	
<p>The Stream Crossing/Culvert which is located on Keyes road over Wilder Brook is in disrepair (Poor Condition) and is in need of replacement. Permitting and design phases have been completed as of 2022 to replace the culvert with a small bridge structure. As this is the only point of entry/exit for residents, a failure would result in isolation, halted access to resources, and disruption of emergency services for those who would live in the affected area. Some of the project goals are to maintain access, reduce flow constriction, improve on stream continuity, wildlife passage, and climate adaptation, as well as longevity of important infrastructure.</p>	
Provide additional sheets as necessary	

Category*	Five Year Total	Estimated Cost by Fiscal Year				
		FY 2027	FY 2028	FY 2029	FY 2030	FY 2031
Facilities						
Infrastructure	\$2,020,000.00		2025 Approx. \$2,020,000.00			
Study/Design						
Vehicle/Equipment						
Other						
TOTAL	\$2,020,000.00		\$2,020,000.00			

**Conceptual Opinion of Probable Construction Cost
Keyes Road over Wilder Brook Culvert Replacement
City of Gardner, MA
Precast Concrete Rigid Frame - 24 FT Span**

ITEM	DESCRIPTION	QTY	UNITS	UNIT PRICE	AMOUNT
101.	Clearing and Grubbing	0.30	A	\$ 40,000.00	\$ 12,000.00
113.1	Demolition of Existing Bridge	1	LS	\$ 90,000.00	\$ 90,000.00
120.	Earth Excavation	300	CY	\$ 75.00	\$ 22,500.00
140	Bridge Excavation	900	CY	\$ 175.00	\$ 157,500.00
144	Class B Rock Excavation	25	CY	\$ 300.00	\$ 7,500.00
150.	Ordinary Borrow	210	CY	\$ 50.00	\$ 10,500.00
151.	Gravel Borrow	290	CY	\$ 70.00	\$ 20,300.00
151.2	Gravel Borrow for Backfilling Structures and Pipes	440	CY	\$ 70.00	\$ 30,800.00
170.	Fine Grading and Compacting	680	SY	\$ 15.00	\$ 10,200.00
303.12	12 Inch Ductile Iron Water Pipe (Mechanical Joint)	110	FT	\$ 250.00	\$ 27,500.00
373.12	12 Inch Water Pipe Insulation	65	FT	\$ 150.00	\$ 9,750.00
415.2	Pavement Fine Milling	70	SY	\$ 25.00	\$ 1,750.00
460.	Hot Mix Asphalt (Top and Binder)	230	TON	\$ 160.00	\$ 36,800.00
482.3	Sawcutting Asphalt Pavement	90	FT	\$ 6.00	\$ 540.00
504.	Granite Curb Type VA4 - Straight	130	FT	\$ 75.00	\$ 9,750.00
509.	Granite Curb Type VA4 - Transition	40	FT	\$ 80.00	\$ 3,200.00
627.82	Guardrail Tangent End Treatment, TL-2	4	EA	\$ 5,400.00	\$ 21,600.00
628.24	Transition to Bridge Rail	4	EA	\$ 6,000.00	\$ 24,000.00
701.	Cement Concrete Sidewalk	90	SY	\$ 100.00	\$ 9,000.00
748.	Mobilization	1	LS	\$ 45,000.00	\$ 45,000.00
751.	Loam Borrow	140	CY	\$ 60.00	\$ 8,400.00
765.	Seeding	1000	SY	\$ 5.00	\$ 5,000.00
767.12	Compost Filter Tubes	280	FT	\$ 18.00	\$ 5,040.00
850.	Operations for Temporary Traffic Control	1	LS	\$ 30,000.00	\$ 30,000.00
816.01	Temporary Traffic Control Signal	1	LS	\$ 45,000.00	\$ 45,000.00
860.104	4 Inch Reflectorized White Line (Painted)	300	FT	\$ 5.00	\$ 1,500.00
861.104	4 Inch Reflectorized Yellow Line (Painted)	300	FT	\$ 5.00	\$ 1,500.00
983.1	Riprap	200	CY	\$ 90.00	\$ 18,000.00
983.2	Streambed Material	90	CY	\$ 70.00	\$ 6,300.00
991.1	Control of Water - Structure No. 1	1	LS	\$ 90,000.00	\$ 90,000.00
995.01	Bridge Structure, Bridge No. 1	1	LS	\$ 750,000.00	\$ 750,000.00
999.5	Monthly Price Adjustment for HMA Mixtures	1	ALL	\$ 1,000.00	\$ 1,000.00
999.6	Monthly Price Adjustment for Diesel Fuel	1	ALL	\$ 2,000.00	\$ 2,000.00
999.7	Monthly Price Adjustment for Gasoline	1	ALL	\$ 1,000.00	\$ 1,000.00
999.8	Monthly Price Adjustment for Reinforcing Steel	1	ALL	\$ 2,000.00	\$ 2,000.00
999.9	Monthly Price Adjustment for Portland Cement Concrete	1	ALL	\$ 2,000.00	\$ 2,000.00
	Utility Pole Relocation Allowance	1	ALL	\$ 25,000.00	\$ 25,000.00
				SUBTOTAL	\$ 1,543,930
	Construction Contingency		10%		\$ 154,400
	Escalation and Pricing Contingency (Bid Fall 2025, Construction 2026)		9%		\$ 139,000
	Engineering Bidding Phase Services				\$ 8,400
	Engineering Bidding and Construction Phase Services				\$ 168,500
				TOTAL	\$ 2,014,230
				USE	\$ 2,020,000

This is an engineer's Opinion of probable Construction Cost (OPCC). Tighe & Bond has no control over the cost or availability of labor, equipment or materials, market conditions or the Contractor's method of pricing, and that the estimates of probable construction costs are made on the basis of the Tighe & Bond's professional judgment and experience. Tighe & Bond makes no guarantee nor warranty, expressed or implied, that the bids or the negotiated cost of the Work will not vary from this estimate of the Probable Construction Cost.

CITY OF GARDNER, MASSACHUSETTS

KEYES ROAD OVER WILDER BROOK

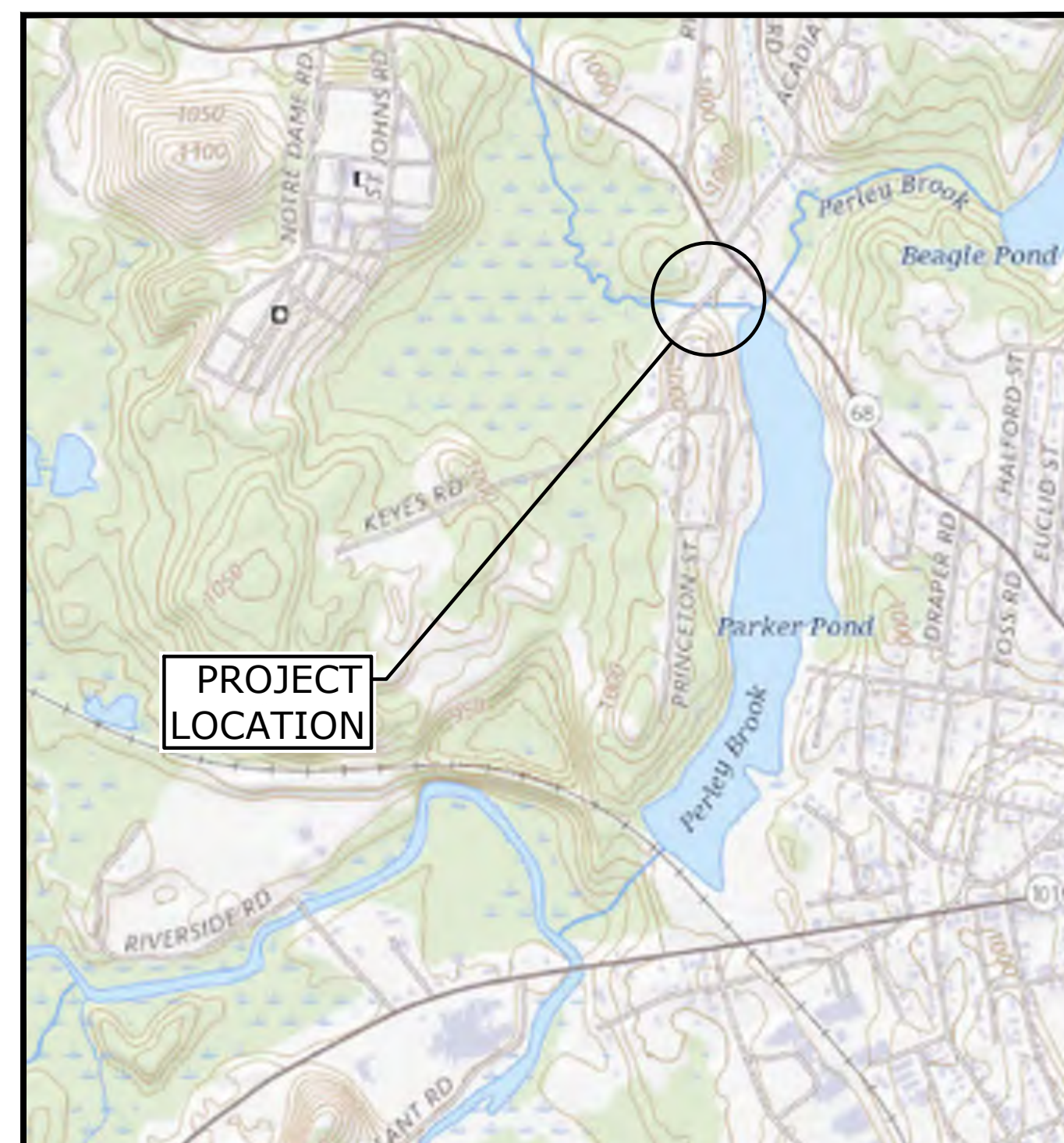
CULVERT REPLACEMENT

PROJECT NO: G0384-T060

MASSDOT BRIDGE NO. G-01-025, BIN NO. CD5

FEBRUARY 2023


LIST OF DRAWINGS	
SHEET NO.	SHEET TITLE
1	COVER
2	BRIDGE KEY PLAN, PROFILES, LOCUS, & INDEX
3	GENERAL NOTES, LEGEND, AND ABBREVIATIONS (SHEET 1 OF 2)
4	GENERAL NOTES, LEGEND, AND ABBREVIATIONS (SHEET 2 OF 2)
5	EXISTING CONDITIONS AND DEMOLITION PLAN
6	SITE PLAN
7	CONSTRUCTION DETAILS (SHEET 1 OF 3)
8	CONSTRUCTION DETAILS (SHEET 2 OF 3)
9	CONSTRUCTION DETAILS (SHEET 3 OF 3)
10	TEMPORARY TRAFFIC CONTROL PLAN
11	BORING LOGS & BORING NOTES
12	GENERAL BRIDGE PLAN AND ELEVATION
13	POTENTIAL CONSTRUCTION STAGE 1 PLAN & SECTION
14	POTENTIAL CONSTRUCTION STAGE 2 PLAN & SECTION
15	BRIDGE SECTIONS AND DETAILS
16	FOUNDATION PLAN AND DETAILS
17	WINGWALL PLAN AND ELEVATIONS
18	HIGHWAY GUARDRAIL DETAILS (SHEET 1 OF 2)
19	HIGHWAY GUARDRAIL DETAILS (SHEET 2 OF 2)
20	CT-TL2 BRIDGE RAILING
21	TOP OF PRECAST HIGHWAY GUARDRAIL TRANSITION FOR CT-TL2 RAILING
22	PRECAST GUARDRAIL TRANSITION AND CT-TL2 BRIDGE RAILING DETAILS
23	GUARDRAIL TRANSITION TO BRIDGE RAIL (FACE OF CURB)
24	GUARDRAIL APPROACH GEOMETRY




LOCATION MAP
SCALE: 1" = 1000'

PREPARED BY:

Tighe & Bond



DANIEL S. HOLMES, PE



MATT P. WZOREK, PE

PREPARED FOR:

CITY OF GARDNER
MICHAEL J. NICHOLSON, MAYOR

DEPARTMENT OF COMMUNITY
DEVELOPMENT AND PLANNING
TREVOR BEAUREGARD, DIRECTOR

FINAL DESIGN
COMPLETE SET 24 SHEETS

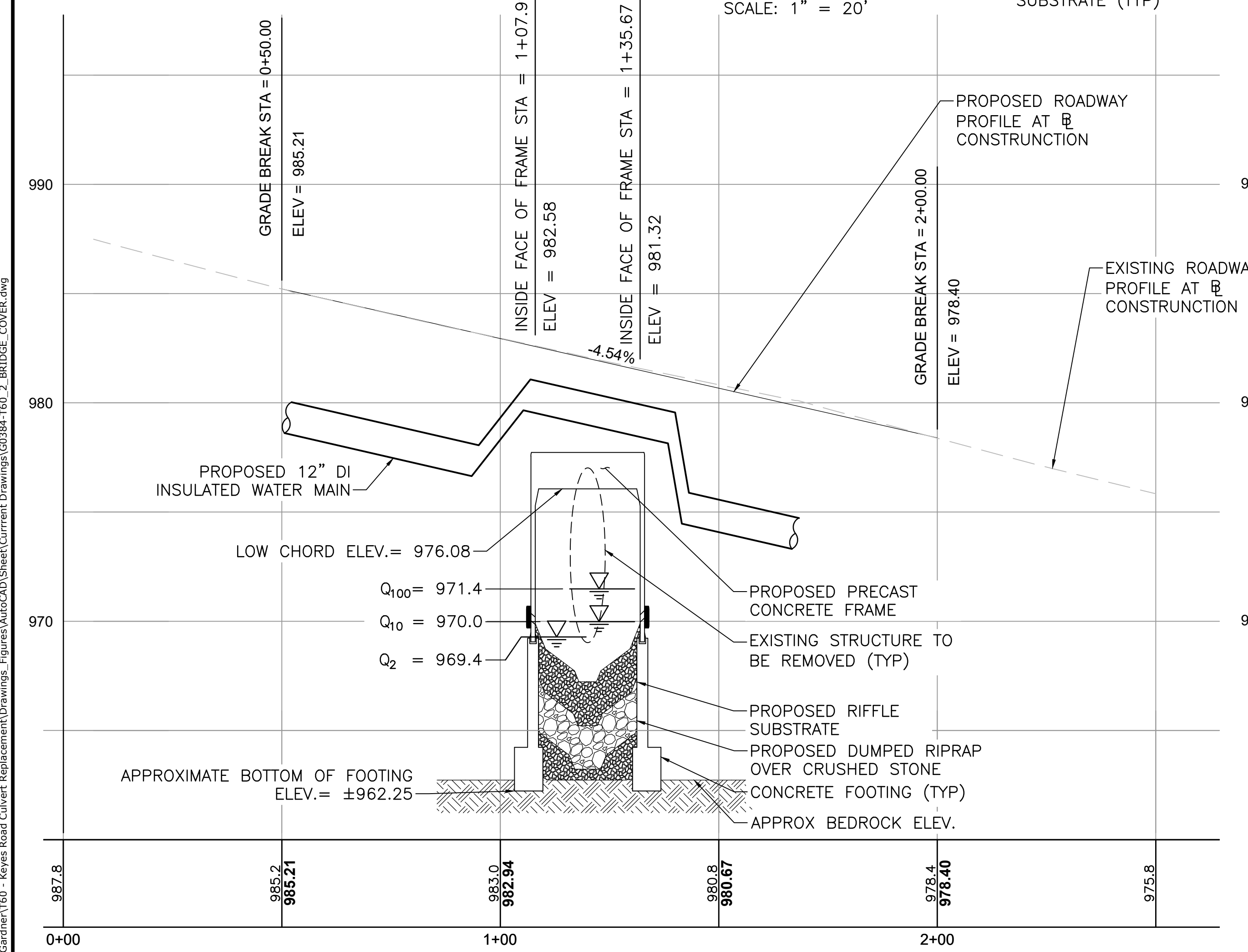
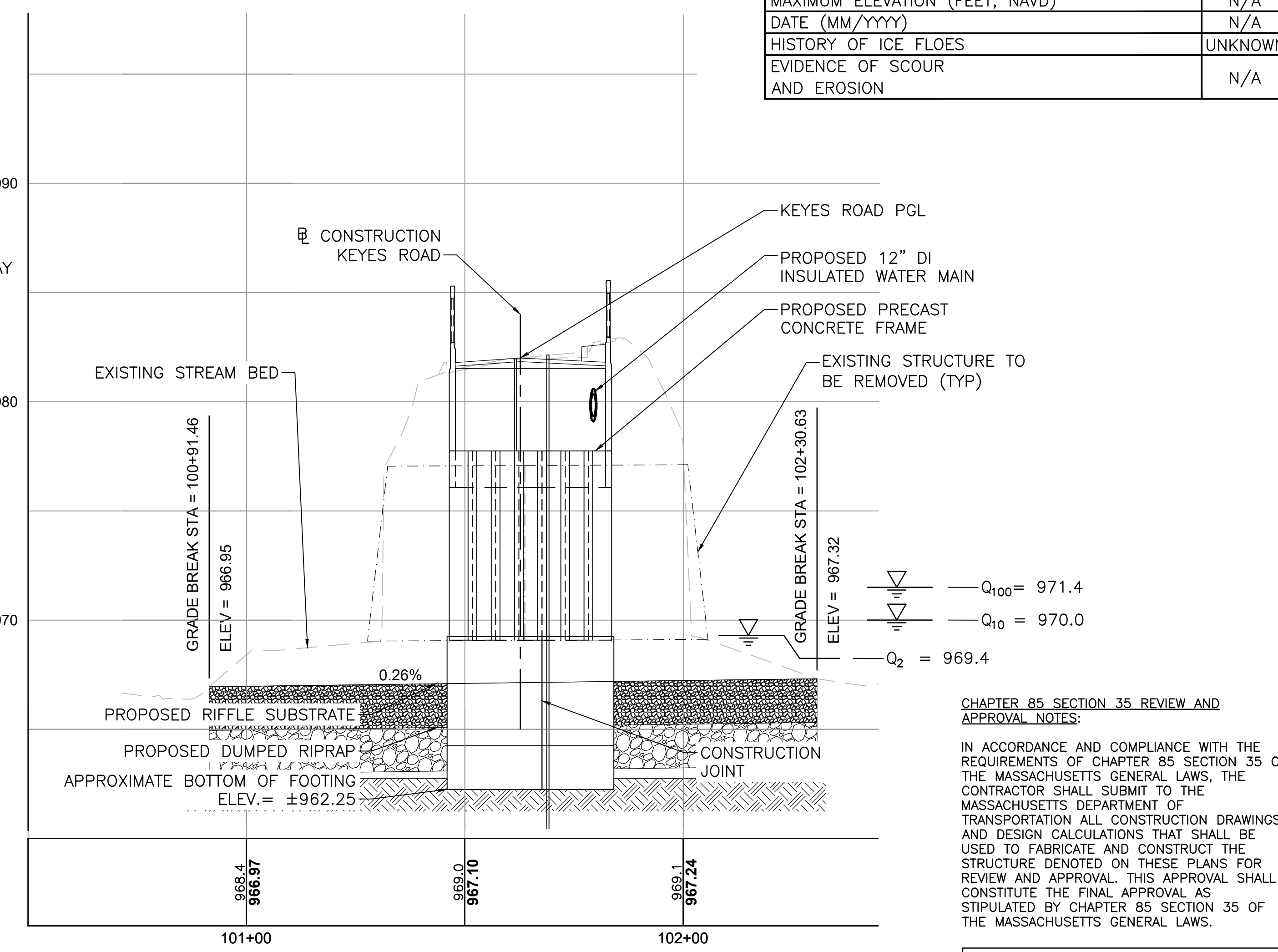
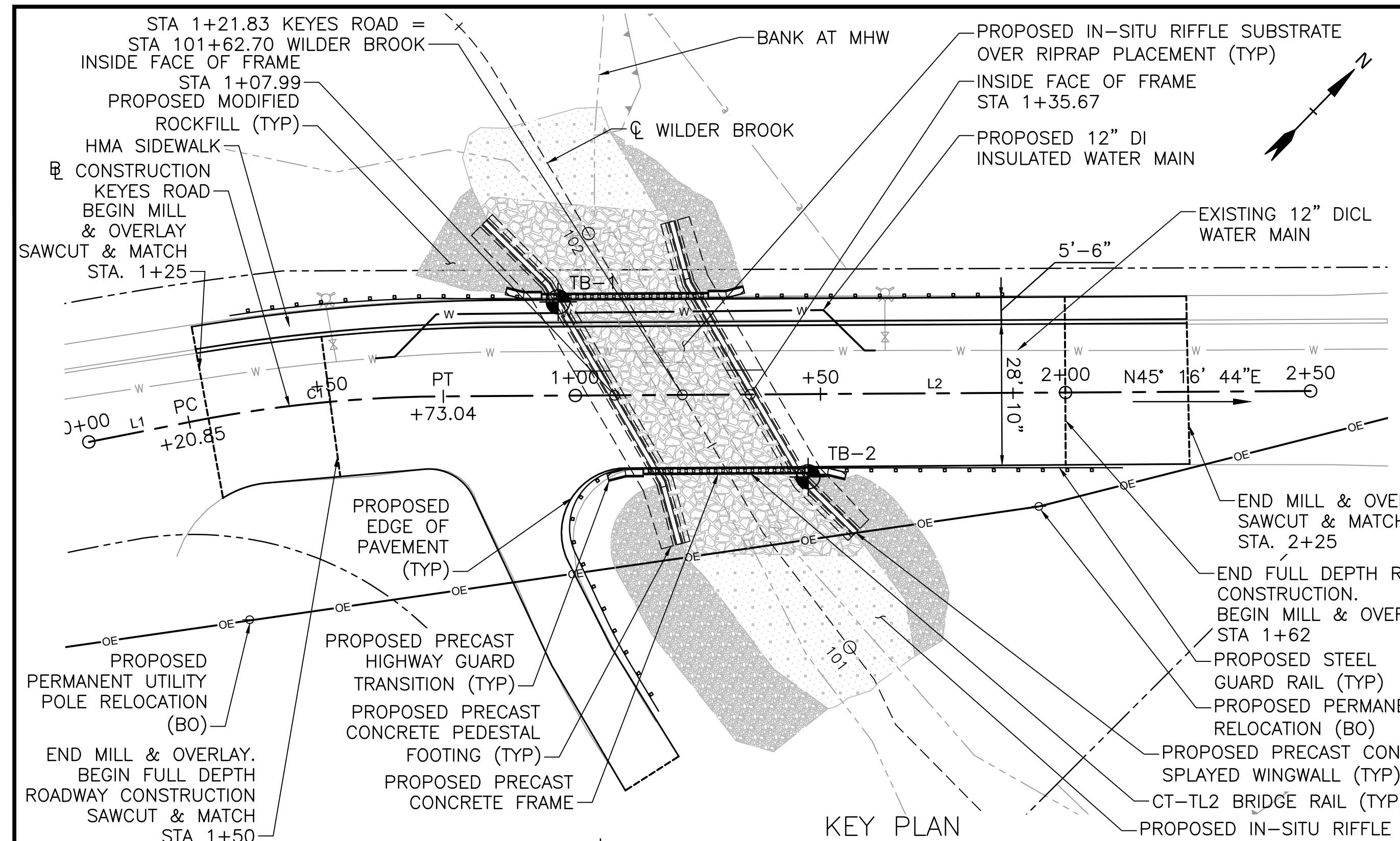
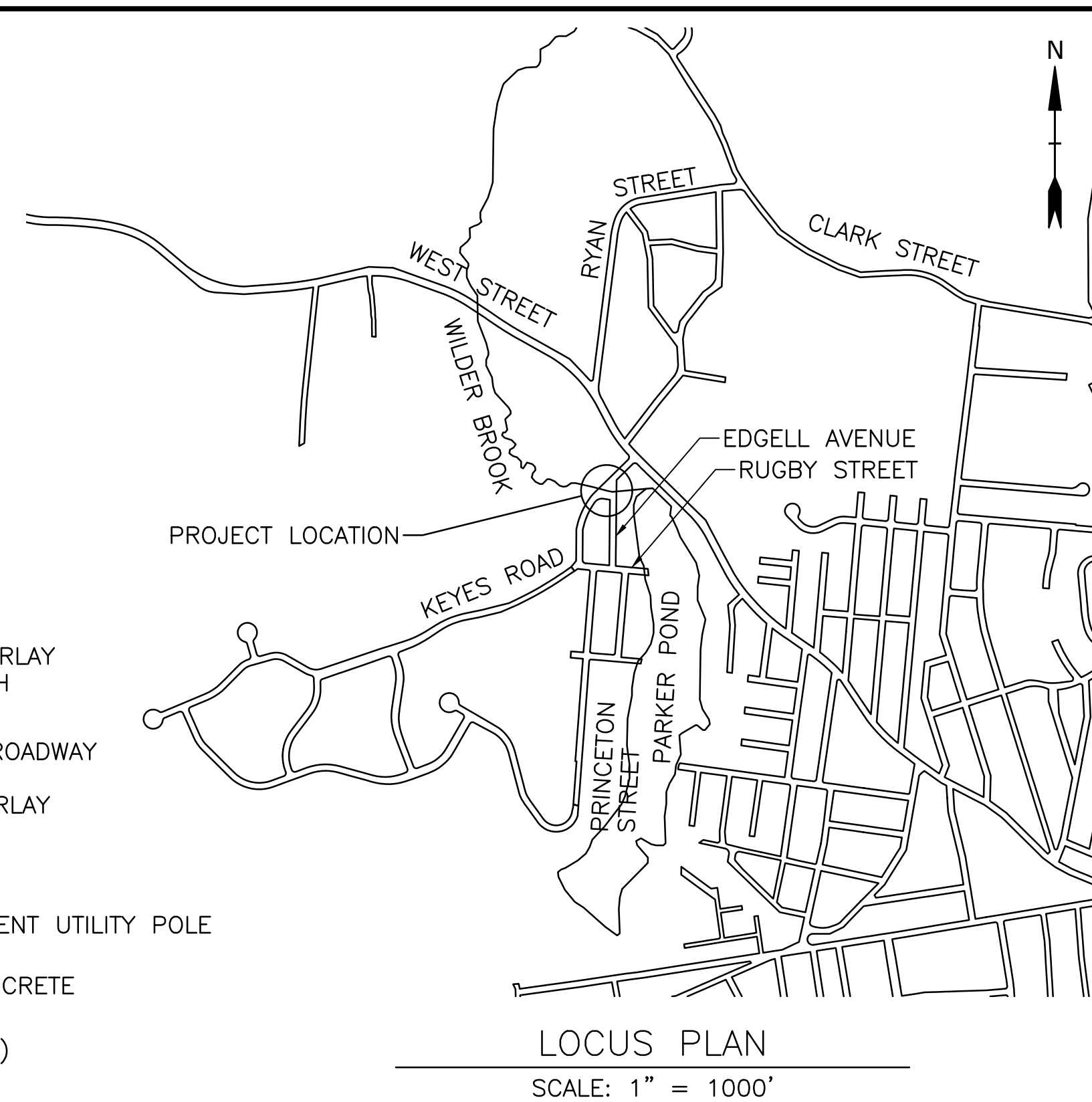


SEISMIC DESIGN CRITERIA	
DESIGN RETURN PERIOD:	1,000
DESIGN SPECTRA	
As	0.106
SDs	0.229
SD1	0.096
SITE CLASS	D
SEISMIC DESIGN CATEGORY (SDC)	A

HYDRAULIC DESIGN DATA	
DRAINAGE AREA (SQ. MILES)	3.0
DESIGN FLOOD DISCHARGE (C.F.S.)	100
DESIGN FLOOD FREQUENCY (YEARS)	10
DESIGN FLOOD VELOCITY (F.P.S.)	2.5
DESIGN FLOOD ELEVATION (FEET, NAVD)	970.0

BASE (100-YEAR) FLOOD DATA	
BASE FLOOD DISCHARGE (C.F.S.)	200
BASE FLOOD ELEVATION (FEET, NAVD)	975.3

DESIGN AND CHECK SCOUR DATA	
DESIGN SCOUR FLOOD EVENT RETURN FREQUENCY (YEARS)	25
DESIGN FLOOD ABUTMENT SCOUR DEPTH (FEET)	0.0
DESIGN FLOOD PIER SCOUR DEPTH (FEET)	N/A
CHECK SCOUR FLOOD EVENT RETURN FREQUENCY (YEARS)	50
CHECK FLOOD ABUTMENT SCOUR DEPTH (FEET)	0.0
CHECK FLOOD PIER SCOUR DEPTH (FEET)	N/A

FLOOD OF RECORD	
DISCHARGE (C.F.S.)	UNKNOWN
FREQUENCY (IF KNOWN, YEARS)	N/A
MAXIMUM ELEVATION (FEET, NAVD)	N/A
DATE (MM/YYYY)	N/A
HISTORY OF ICE FLOES	UNKNOWN
EVIDENCE OF SCOUR AND EROSION	N/A



CHAPTER 85 SECTION 35 REVIEW AND APPROVAL NOTES:
 IN ACCORDANCE AND COMPLIANCE WITH THE REQUIREMENTS OF CHAPTER 85 SECTION 35 OF THE MASSACHUSETTS GENERAL LAWS, THE CONTRACTOR SHALL SUBMIT TO THE MASSACHUSETTS DEPARTMENT OF TRANSPORTATION ALL CONSTRUCTION DRAWINGS AND DESIGN CALCULATIONS THAT SHALL BE USED TO FABRICATE AND CONSTRUCT THE STRUCTURE DENOTED ON THESE PLANS FOR REVIEW AND APPROVAL. THIS APPROVAL SHALL CONSTITUTE THE FINAL APPROVAL AS STIPULATED BY CHAPTER 85 SECTION 35 OF THE MASSACHUSETTS GENERAL LAWS.

COMMONWEALTH OF MASSACHUSETTS
 MassDOT, Highway Division
CONCEPTUAL DESIGN IS ACCEPTABLE TO MASSDOT FOR CONTRACTING
 DATE: 3/17/2023

Keyes Road Over Wilder Brook Culvert Replacement
 City of Gardner
 Gardner, Massachusetts
 MassDOT Bridge No. G-01-025, BIN CD5

MARK	DATE	DESCRIPTION
PROJECT NO:	G0384-060	
DATE:	FEBRUARY 2023	
FILE:	G0384-T60_2_BRIDGE_COVER.dwg	
DRAWN BY:	SDS, RMC	
DESIGNED/CHECKED BY:	AGB, MPW, AML, JRI	
APPROVED BY:	DSH	

BRIDGE KEY PLAN, PROFILES, LOCUS, & INDEX
 SCALE: AS SHOWN
SHEET 2
 SHEET 2 OF 24

Last Saved: 2/9/2023 1:13pm By: SS-ak
 Printed On: Feb 09, 2023, 1:13pm By: SS-ak
 Tighe & Bond 210 Gardner Street, Gardner, MA 01450

BASE PLAN NOTES

- THE EXISTING CONDITIONS INFORMATION SHOWN ON THE DRAWINGS IS BASED ON SURVEY DRAWINGS PROVIDED BY WSP USA INC. TITLED "EXISTING CONDITIONS PLAN, KEYES ROAD OVER WILDER BROOK, GARDNER, MA" AND DATED NOVEMBER 16, 2021.
- UTILITY LOCATIONS SHOWN WERE PLOTTED FROM INFORMATION SUPPLIED BY RESPECTIVE UTILITY COMPANIES AND DATA OBTAINED FROM FIELD SURVEYS AND AS BUILT DRAWINGS. THE ACCURACY AND COMPLETENESS OF SUBSURFACE INFORMATION SHOWN ON THESE DRAWINGS IS NOT GUARANTEED.
- THE HORIZONTAL COORDINATE SYSTEM IS THE NORTH AMERICAN DATUM OF 1983, MASSACHUSETTS STATE PLANE, MAINLAND ZONE, US FEET. VERTICAL DATUM IS THE NORTH AMERICAN VERTICAL DATUM OF 1988.
- THE EXISTING CONDITIONS SHOWN ARE APPROXIMATE. CONTRACTOR TO FIELD VERIFY EXISTING CONDITIONS.

GENERAL NOTES

- NOTIFY DIGSAFE AT 1-888-344-7233 AND OTHER UTILITY OWNERS IN THE AREA NOT ON THE DIGSAFE LIST AT LEAST 72 HOURS PRIOR TO ANY DIGGING, TRENCHING, ROCK REMOVAL, DEMOLITION, BORING, BACKFILLING, GRADING, LANDSCAPING, OR ANY OTHER EARTH MOVING OPERATIONS.
- LOCATIONS OF EXISTING UTILITIES ARE APPROXIMATE. IN ADDITION, SOME UTILITIES MAY NOT BE SHOWN. DETERMINE THE EXACT LOCATION OF UTILITIES BY TEST PIT OR OTHER METHODS, AS NECESSARY TO PREVENT DAMAGE TO UTILITIES AND/OR INTERRUPTIONS IN UTILITY SERVICE OR CONSTRUCTION OPERATIONS. PERFORM TEST PIT EXCAVATIONS AND OTHER INVESTIGATIONS TO LOCATE UTILITIES, AND PROVIDE THIS INFORMATION TO THE ENGINEER, PRIOR TO CONSTRUCTING THE PROPOSED IMPROVEMENTS. LOCATE ALL EXISTING UTILITIES TO BE CROSSED BY HAND EXCAVATION.
- NOT ALL OF THE UTILITY SERVICES TO BUILDINGS ARE SHOWN. THE CONTRACTOR SHALL ANTICIPATE THAT EACH PROPERTY HAS SERVICE CONNECTIONS FOR THE VARIOUS UTILITIES.
- TIGHE & BOND ASSUMES NO RESPONSIBILITY FOR ANY ISSUES, LEGAL OR OTHERWISE, RESULTING FROM CHANGES MADE TO THESE DRAWINGS WITHOUT WRITTEN AUTHORIZATION FROM TIGHE & BOND.
- NOTIFY THE ENGINEER OF ANY UTILITIES IDENTIFIED DURING CONSTRUCTION THAT ARE NOT SHOWN ON THE DRAWINGS OR THAT DIFFER IN SIZE OR MATERIAL.
- THE CONTRACTOR IS RESPONSIBLE FOR SITE SAFETY; COORDINATION WITH THE OWNER, ALL SUBCONTRACTORS, WITH OTHER CONTRACTORS WORKING WITHIN THE LIMITS OF WORK, AND THE MEANS AND METHODS OF CONSTRUCTING THE PROPOSED WORK.
- OBTAIN, PAY FOR AND COMPLY WITH PERMITS, NOTICES AND FEES NECESSARY TO COMPLETE THE WORK. ARRANGE AND PAY FOR NECESSARY INSPECTIONS AND APPROVALS FROM THE JURISDICTIONAL AUTHORITIES.
- SHORE UTILITY TRENCHES WHERE FIELD CONDITIONS DICTATE AND/OR WHERE REQUIRED BY LOCAL, STATE AND FEDERAL HEALTH AND SAFETY CODES.
- FIELD VERIFY ALL EXISTING CONDITIONS PRIOR TO CONSTRUCTION. IF FIELD CONDITIONS ARE OBSERVED THAT VARY SIGNIFICANTLY FROM THOSE SHOWN ON THE DRAWINGS, IMMEDIATELY NOTIFY THE ENGINEER IN WRITING FOR RESOLUTION OF THE CONFLICTING INFORMATION.
- PROTECT AND MAINTAIN ALL UTILITIES IN THE AREAS UNDER CONSTRUCTION DURING THE WORK. LEAVE ALL PIPES AND STRUCTURES WITHIN THE LIMITS OF THE CONTRACT IN A CLEAN AND OPERABLE CONDITION AT THE COMPLETION OF THE WORK. TAKE ALL NECESSARY PRECAUTIONS TO PREVENT SAND AND SILT FROM DISTURBED AREAS FROM ENTERING THE DRAINAGE SYSTEM.
- NOTIFY THE ENGINEER IN WRITING OF ANY CONFLICT, ERROR, AMBIGUITY, OR DISCREPANCY WITH THE PLANS OR BETWEEN THE PLANS AND ANY APPLICABLE LAW, REGULATION, CODE, STANDARD SPECIFICATION, OR MANUFACTURER'S INSTRUCTIONS.
- THE CONTRACTOR IS RESPONSIBLE FOR SUPPORT OF EXISTING UTILITIES AND REPAIR OR REPLACEMENT COSTS OF UTILITIES DAMAGED DURING CONSTRUCTION, WHETHER ABOVE OR BELOW GRADE. REPLACE DAMAGED UTILITIES IMMEDIATELY AT NO ADDITIONAL COST TO THE OWNER AND AT NO COST TO THE PROPERTY OWNER.
- TAKE NECESSARY MEASURES AND PROVIDE CONTINUOUS BARRIERS OF SUFFICIENT TYPE, SIZE, AND STRENGTH TO PREVENT ACCESS TO ALL WORK AND STAGING AREAS AT THE COMPLETION OF EACH DAYS WORK.
- NO OPEN TRENCHES WILL BE ALLOWED OVER NIGHT. THE USE OF ROAD PLATES TO PROTECT THE EXCAVATION WILL BE CONSIDERED UPON REQUEST, BUT BACKFILLING IS PREFERRED.
- THE CONTRACTOR IS RESPONSIBLE FOR ALL NECESSARY TRAFFIC CONTROL/SAFETY DEVICES TO ENSURE SAFE VEHICULAR AND PEDESTRIAN ACCESS THROUGH THE WORK AREA, OR FOR SAFELY IMPLEMENTING DETOURS AROUND THE WORK AREA. PERFORM TRAFFIC CONTROL IN ACCORDANCE WITH THE CONTRACTOR'S APPROVED TRAFFIC CONTROL PLAN.
- MAINTAIN EMERGENCY ACCESS TO ALL PROPERTIES WITHIN THE PROJECT AREA AT ALL TIMES DURING CONSTRUCTION.

- WHEN WORKING IN THE ROAD, PROVIDE THE OWNER AND LOCAL FIRE/POLICE/SCHOOL AUTHORITIES A DETAILED PLAN OF APPROACH INDICATING METHODS OF PROPOSED TRAFFIC ROUTING ON A DAILY BASIS. PROVIDE COORDINATION TO ENSURE COMMUNICATION AND COORDINATION BETWEEN THE OWNER, CONTRACTOR AND LOCAL FIRE/POLICE/SCHOOL AUTHORITIES THROUGHOUT THE CONSTRUCTION PERIOD.
- REMOVE AND DISPOSE OF ALL CONSTRUCTION-RELATED WASTE MATERIALS AND DEBRIS IN STRICT ACCORDANCE WITH ALL APPLICABLE LOCAL, STATE, AND FEDERAL LAWS.
- THE TERM "DEMOLISH" USED ON THE DRAWINGS MEANS TO REMOVE AND DISPOSE OF IN ACCORDANCE WITH LOCAL, STATE, AND FEDERAL REQUIREMENTS.
- THE TERM "ABANDON" USED ON THE DRAWINGS MEANS TO LEAVE IN PLACE AND TAKE APPROPRIATE MEASURES TO DECOMMISSION AS SPECIFIED OR NOTED ON THE DRAWINGS.
- ALL PROPOSED WORK MAY BE ADJUSTED IN THE FIELD BY THE ENGINEER TO MEET EXISTING CONDITIONS.

DESIGN LOADS AND SPECIFICATIONS:

- DESIGN LOADING: HL-93
- DESIGN METHOD: LOAD AND RESISTANCE FACTOR DESIGN (LRFD)
- SPECIFICATIONS: AASHTO LRFD BRIDGE DESIGN SPECIFICATIONS, 9TH ED., 2020 AS AMENDED MASSDOT LRFD BRIDGE MANUAL, 2013, AS AMENDED BY SUPPLEMENTS THE MASSACHUSETTS HIGHWAY DEPARTMENT STANDARD SPECIFICATIONS FOR HIGHWAYS AND BRIDGES DATED 2022
- FOUNDATION DATA: PRECAST GUARD TRANSITION: TRANSITION BASE ON CONTROLLED DENSITY FILL (NON EXCAVATABLE) ON COMPACTED GRAVEL BORROW OR UNDISTURBED SOIL.
- REINFORCING STEEL: AASHTO M31 (ASTM A 615) GRADE 60 EPOXY COATED BARS: RIGID FRAME, WINGWALLS, HEADWALLS, AND PRECAST GUARD TRANSITIONS.
- CONCRETE: PRECAST RIGID FRAME, HEADWALLS, WINGWALLS, AND GUARD TRANSITIONS:
5000 PSI, 3/4", 685 HP CEMENT CONCRETE
CAST-IN-PLACE PEDESTAL FOOTINGS:
4000 PSI, 3/4", 585 HP CEMENT CONCRETE
CT-TL2 BARRIER:
5000 PSI, 3/8", 710 HP CEMENT CONCRETE

CULVERT REMOVAL NOTES:

- THE CONTRACTOR'S METHOD FOR REMOVAL OF THE EXISTING CULVERT SHALL BE SUBMITTED TO THE ENGINEER FOR REVIEW AND ACCEPTANCE PRIOR TO THE COMMENCEMENT OF ANY REMOVAL OPERATIONS.
- REMOVAL OF EXISTING CULVERT STRUCTURE SHALL INCLUDE THE COMPLETE REMOVAL OF THE PIPE AND STONE HEADWALLS. REFER TO SHEET 5 FOR DEMOLITION PLAN.
- PRIOR TO REMOVAL OF EXISTING CULVERT, THE CONTRACTOR SHALL VERIFY THAT EXISTING UTILITIES HAVE BEEN RELOCATED OR A TEMPORARY BYPASS HAS BEEN INSTALLED.

FOUNDATION NOTES:

- FOUNDATION MAY BE ALTERED, IF NECESSARY, TO SUIT CONDITIONS ENCOUNTERED DURING CONSTRUCTION, WITH THE APPROVAL OF THE ENGINEER.
- CONCRETE SHALL NOT BE PLACED IN WATER OR ON FROZEN GROUND.
- BOTTOM OF FOUNDATION ELEVATIONS PROVIDED ON DRAWINGS SHALL BE CONSIDERED MINIMUM DEPTHS. CONTRACTOR SHALL REMOVE UNSUITABLE MATERIAL AS REQUIRED.
- ALL FINISHED EXCAVATIONS SHALL BE VERIFIED AND APPROVED BY THE ENGINEER PRIOR TO PRECAST SECTION DELIVERY.
- ALL EXCAVATIONS FOR FOOTINGS FOUNDED ON SOIL SHALL BE FINISHED BY HAND FOR THE LAST 6". ALL FINISHED EXCAVATIONS SHALL BE INSPECTED BY THE ENGINEER PRIOR TO ANY CONCRETE PLACEMENT.
- ALL BACKFILL UNDER OR ADJACENT TO ANY PORTION OF THE STRUCTURE SHALL BE PLACED IN ACCORDANCE WITH MASSDOT STANDARD SPECIFICATIONS, SUPPLEMENTAL SPECIFICATIONS, AND SPECIAL PROVISIONS.
- REVIEW BEDROCK CONDITIONS BELOW BRIDGE FOOTINGS WITH ENGINEER PRIOR TO INSTALLATION.
- ANY UNSUITABLE MATERIALS SUCH AS BOULDERS, ROOTS, ORGANIC SOILS, OR SILT/CLAY ENCOUNTERED WITHIN THE FOUNDATION BEARING ZONE, DEFINED BY A 1H:1V PLAN EXTENDING DOWNWARD AND OUTWARD FROM 1 FOOT BEYOND THE EDGE OF FOOTING, SHALL BE REMOVED AND REPLACED WITH CRUSHED STONE, AS DIRECTED BY THE ENGINEER.

GEOTECHNICAL DESIGN PARAMETERS:

- MINIMUM EMBEDMENT FOR FROST PROTECTION FOR FOOTINGS FOUNDED ON SOIL = 4 FEET BELOW ADJACENT GROUND SURFACE.
- MAXIMUM ALLOWABLE SETTLEMENT = 0.75 INCHES TOTAL, 0.5 INCH DIFFERENTIAL
- FOOTING UNDER PRECAST RIGID FRAME:
 - THE FACTORED BEARING PRESSURE = 17.42 KSF PER AASHTO LRFD BRIDGE DESIGN SPECIFICATIONS STRENGTH I LOAD COMBINATIONS.
 - FACTORED BEARING RESISTANCE = 19.80 KSF. FACTORED BEARING RESISTANCE IS THE PRODUCT OF THE NOMINAL BEARING RESISTANCE AND A RESISTANCE FACTOR OF 0.45.
- FOOTING UNDER PRECAST WINGWALLS:
 - THE FACTORED BEARING PRESSURE = 8.93 KSF PER AASHTO LRFD BRIDGE DESIGN SPECIFICATIONS STRENGTH I LOAD COMBINATIONS.
 - FACTORED BEARING RESISTANCE = 19.80 KSF. FACTORED BEARING RESISTANCE IS THE PRODUCT OF THE NOMINAL BEARING RESISTANCE AND A RESISTANCE FACTOR OF 0.45.
- MINIMUM LATERAL EARTH PRESSURES FOR RESTRAINED RIGID FRAME WALLS:
 - STATIC =
 - 48 POUNDS PER SQUARE FOOT PER FOOT (PSF/FT) AS AN EQUIVALENT FLUID PRESSURE (ABOVE GROUNDWATER)
 - 23 POUNDS PER SQUARE FOOT PER FOOT (PSF/FT) AS AN EQUIVALENT FLUID PRESSURE (BELOW GROUNDWATER)
 - SURCHARGE = 0.5 TIMES THE VERTICAL SURCHARGE LOAD UNIFORMLY DISTRIBUTED OVER THE HEIGHT OF THE WALL. THE MINIMUM VERTICAL SURCHARGE SHALL BE AN AASHTO HL-93 VEHICULAR LOAD.
 - SEISMIC =
 - 35 POUNDS PER SQUARE FOOT PER FOOT (PSF/FT) AS AN EQUIVALENT FLUID PRESSURE (ABOVE GROUNDWATER)
 - 79 POUNDS PER SQUARE FOOT PER FOOT (PSF/FT) AS AN EQUIVALENT FLUID PRESSURE (BELOW GROUNDWATER)
- MINIMUM LATERAL EARTH PRESSURES FOR UNRESTRAINED WING WALLS:
 - STATIC =
 - 48 PSF/FT AS AN EQUIVALENT FLUID PRESSURE, 200 PSF/FT MINIMUM (ABOVE GROUNDWATER)
 - 23 PSF/FT AS AN EQUIVALENT FLUID PRESSURE, 200 PSF/FT MINIMUM (BELOW GROUNDWATER)
 - SURCHARGE = 0.31 TIMES THE VERTICAL SURCHARGE LOAD UNIFORMLY DISTRIBUTED OVER THE HEIGHT OF THE WALL. THE MINIMUM VERTICAL SURCHARGE SHALL BE AN AASHTO HL-93 VEHICULAR LOAD. THE DESIGN SHALL ACCOUNT FOR SLOPING GROUND SURFACE ABOVE THE WALLS.
 - SEISMIC =
 - 35 POUNDS PER SQUARE FOOT PER FOOT (PSF/FT) AS AN EQUIVALENT FLUID PRESSURE (ABOVE GROUNDWATER)
 - 79 POUNDS PER SQUARE FOOT PER FOOT (PSF/FT) AS AN EQUIVALENT FLUID PRESSURE (BELOW GROUNDWATER)
- MINIMUM BACKFILL UNIT WEIGHT = 120 POUNDS PER CUBIC FOOT (PCF)
- MAXIMUM BACKFILL ANGLE OF INTERNAL FRICTION = 37 DEGREES
- MAXIMUM COEFFICIENT OF FRICTION FOR CAST-IN-PLACE CONCRETE ON CLEAN, SOUND BEDROCK = 0.70 (DELTA = 35 DEGREES)

COMMONWEALTH OF MASSACHUSETTS
MassDOT, Highway Division
**CONCEPTUAL DESIGN IS ACCEPTABLE
TO MASSDOT FOR CONTRACTING**
[Signature] 3/17/2023
STATE BRIDGE ENGINEER DATE



**Keyes Road
Over Wilder
Brook
Culvert
Replacement**

City of Gardner

Gardner,
Massachusetts

MassDOT Bridge No.
G-01-025, BIN CD5



MARK	DATE	DESCRIPTION
PROJECT NO:	G0384-060	
DATE:	FEBRUARY 2023	
FILE:	G0384-T60-3-4_GEN_NOTES.dwg	
DRAWN BY:	SDS, RMC	
DESIGNED/CHECKED BY:	AGB, MPW, AML, JRI	
APPROVED BY:	DSH	

GENERAL NOTES, LEGEND,
AND ABBREVIATIONS
(SHEET 1 OF 2)

SCALE: NO SCALE

SHEET 3
SHEET 3 OF 24

Last Saved: 8/17/2023 1:18pm By: SS&K
Plotted On: Feb 09, 2023, 1:18pm By: SS&K
Tighe & Bond 210 Gardner
Figures\AutoCAD\Sheet\Current Drawings\G0384-T60-3-4_GEN_NOTES.dwg



Keyes Road Over Wilder Brook Culvert Replacement

City of Gardner

Gardner, Massachusetts

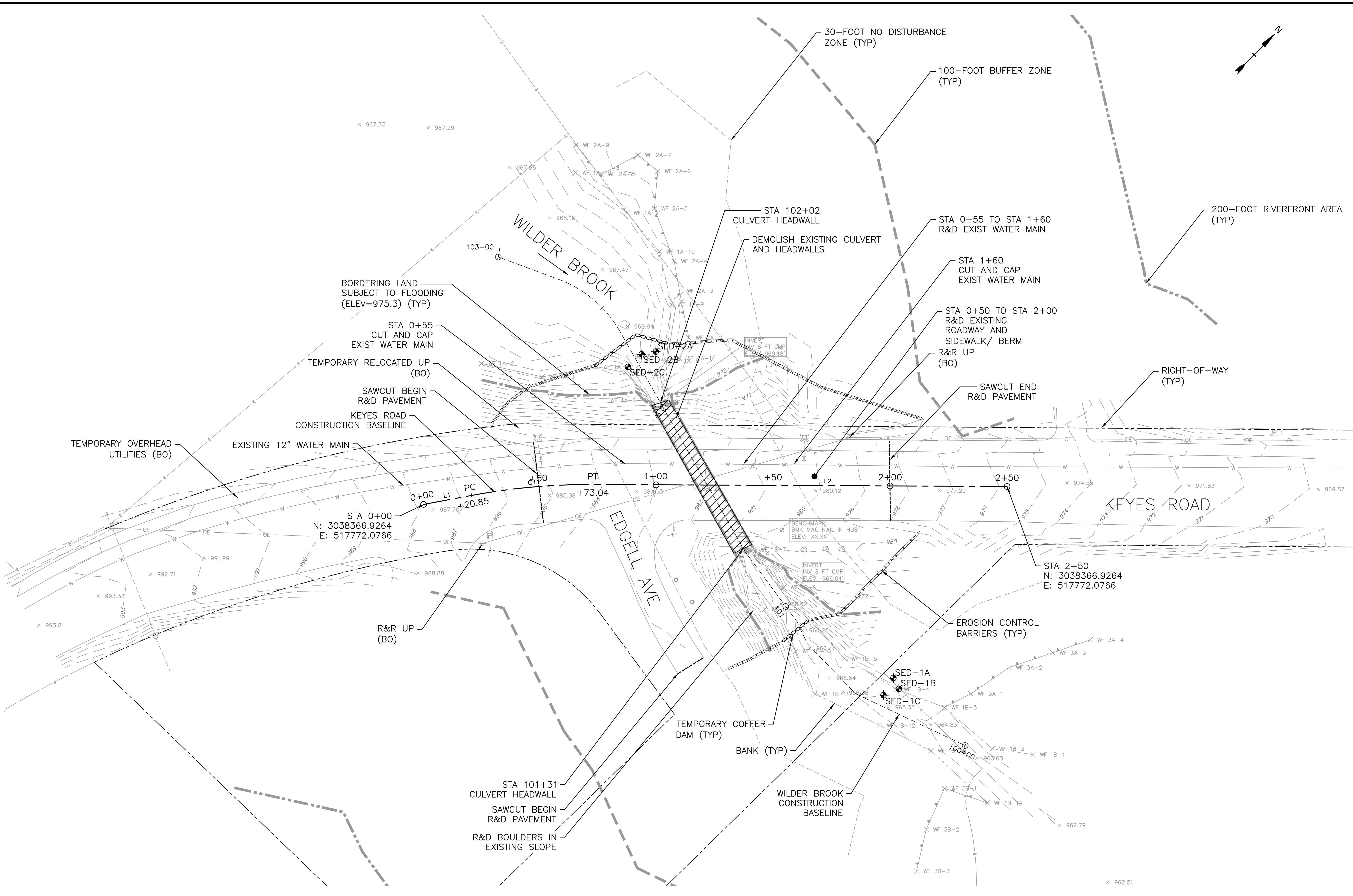
MassDOT Bridge No. G-01-025, BIN CD5

MARK	DATE	DESCRIPTION
PROJECT NO:	G0384-060	
DATE:	FEBRUARY 2023	
FILE:	G0384-T60_5-9_SITE PLAN DETAILS.dwg	
DRAWN BY:	SDS, RMC	
DESIGNED/CHECKED BY:	AGB, MPW, AML, JRI	
APPROVED BY:	DSH	

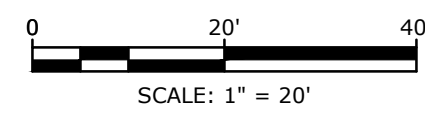
EXISTING CONDITIONS AND DEMOLITION PLAN

SCALE: 1" = 20'

SHEET 5
SHEET 5 OF 24



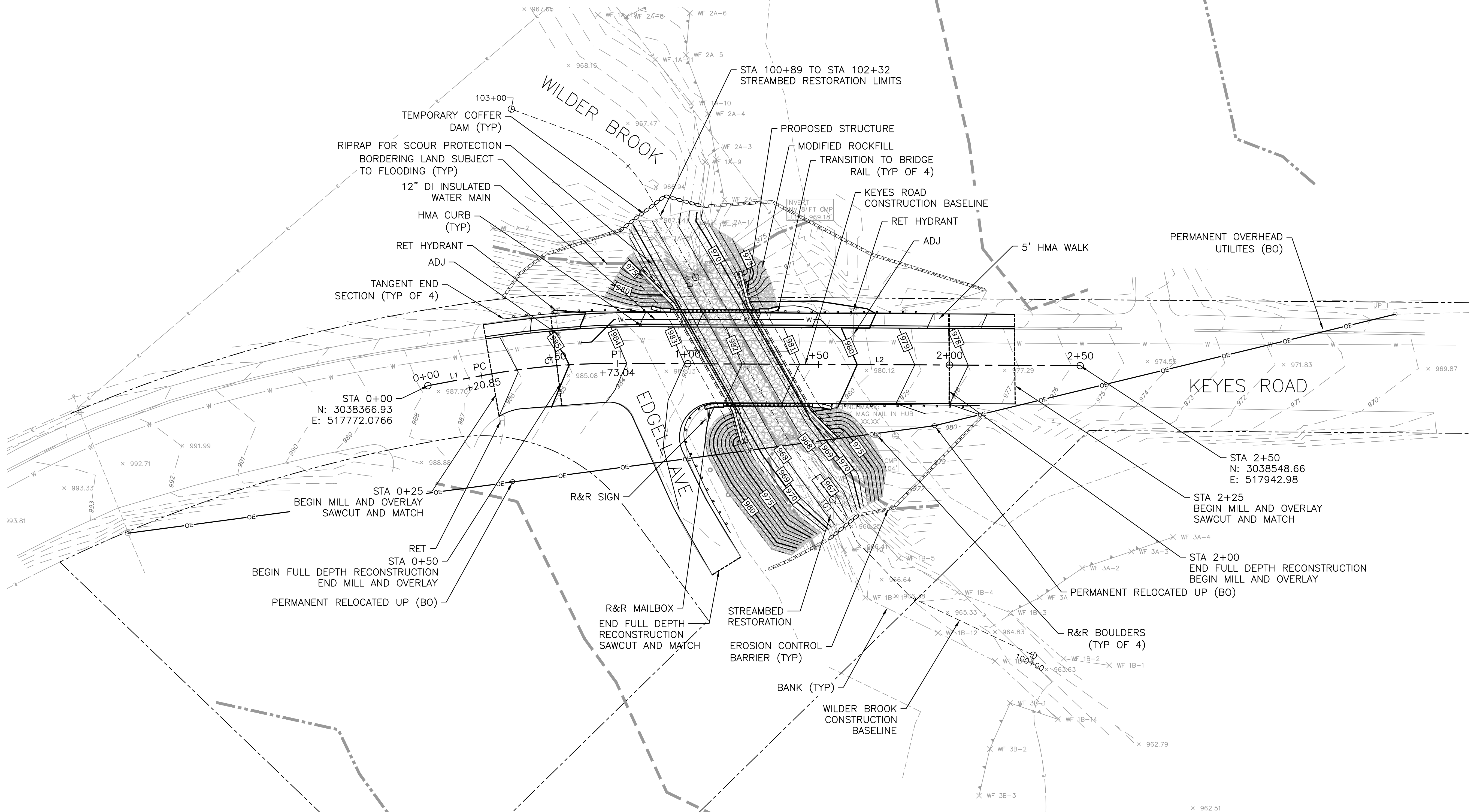
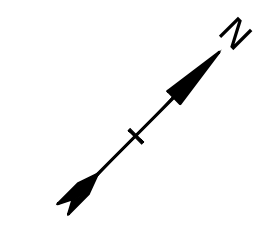
- NOTES:**
- ALL OF THE PROPOSED WORK IN UPLANDS IS LOCATED WITHIN THE 100-FOOT BUFFER ZONE AND THE 200-FOOT RIVERFRONT AREA.
 - REFER TO SHEETS 13 AND 14 FOR CONSTRUCTION STAGING.



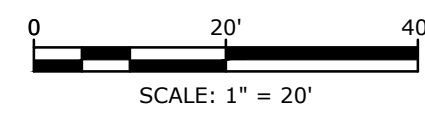
COMMONWEALTH OF MASSACHUSETTS
MassDOT, Highway Division
**CONCEPTUAL DESIGN IS ACCEPTABLE
TO MASSDOT FOR CONTRACTING**
[Signature] 3/17/2023
STATE BRIDGE ENGINEER DATE

Last Saved: 2/3/2023 11:59:00 AM By: SDS
Project: G0384-060, 2023, 1:1 Spm By: SDS
Tighe & Bond 210 Gardner St Gardner MA 01905
Keyes Road Culvert Replacement Drawings (G0384-T60_5-9_SITE PLAN DETAILS.dwg)



KEYES ROAD CONSTRUCTION BASELINE DATA								
NUMBER	STARTING STATION	NORTHING	EASTING	CURVE DATA	LINE DATA	ENDING STATION	NORTHING	EASTING
L1	0+00.00	3038366.926	517772.077		N34°24'20"E 20.85'	0+20.85	3038384.130	517783.859
C1	0+20.85	3038384.130	517783.859	R=275.00' Δ=10°52'24" L=52.19' T=26.17'		0+73.04	3038424.141	517817.244
L2	0+73.04	3038424.141	517817.244		N45°16'44"E 176.96'	2+50.00	3038548.660	517942.982



- NOTES:**
- ALL OF THE PROPOSED WORK IN UPLANDS IS LOCATED WITHIN THE 100-FOOT BUFFER ZONE AND THE 200-FOOT RIVERFRONT AREA.
 - REFER TO SHEETS 13 AND 14 FOR POTENTIAL CONSTRUCTION PHASING.



COMMONWEALTH OF MASSACHUSETTS
MassDOT, Highway Division
**CONCEPTUAL DESIGN IS ACCEPTABLE
TO MASSDOT FOR CONTRACTING**
3/17/2023
DATE



**Keyes Road
Over Wilder
Brook
Culvert
Replacement**

City of Gardner

Gardner,
Massachusetts

MassDOT Bridge No.
G-01-025, BIN CD5

MARK	DATE	DESCRIPTION
PROJECT NO:	G0384-060	
DATE:	FEBRUARY 2023	
FILE:	G0384-T60_5-9_SITE PLAN DETAILS.dwg	
DRAWN BY:	SDS, RMC	
DESIGNED/CHECKED BY:	AGB, MPW, AML, JRI	
APPROVED BY:	DSH	

SITE PLAN

SCALE: 1" = 20'

SHEET 6
SHEET 6 OF 24

Last Saved: 2/3/2023 1:19pm By: SSK
 Project: On Feb 09, 2023, 1:19pm By: SSK
 Tighe & Bond 210 Gardner St Gardner MA 01905
 Keyes Road Culvert Replacement Drawings - Figures AutoCAD Sheet Current Drawings G0384-T60_5-9_SITE PLAN DETAILS.dwg

EROSION CONTROL NOTES:

1. ALL EROSION CONTROL MEASURES SHOWN, SPECIFIED AND REQUIRED BY THE ENGINEER SHALL BE INSTALLED PRIOR TO ANY CONSTRUCTION OR IMMEDIATELY UPON REQUEST. MAINTAIN ALL SUCH CONTROL MEASURES UNTIL FINAL SURFACE TREATMENTS ARE IN PLACE AND/OR UNTIL PERMANENT VEGETATION IS ESTABLISHED.
2. MAINTAIN AN ADDITIONAL SUPPLY OF EROSION CONTROL MEASURES THROUGHOUT THE CONSTRUCTION PERIOD.
3. PRIOR TO STARTING WORK, CLEARLY STAKE WORK LIMIT LINE(S). DO NOT DISTURB VEGETATION AND TOPSOIL BEYOND THE NEW LIMIT LINE. COORDINATE WITH THE ENGINEER THE LOCATIONS FOR THE TEMPORARY STOCKPILING OF TOPSOIL DURING CONSTRUCTION.
4. SIDE SLOPES, AND DISTURBED VEGETATED AREAS, SHALL BE A MAXIMUM GRADE OF 2:1 COMPACTED, STABILIZED, LOAMED AND SEEDED AS SHOWN ON DRAWINGS. SIDE SLOPES SHALL BE IMMEDIATELY FINE GRADED AND SEEDED IN ACCORDANCE WITH THE PROJECT SPECIFICATIONS.
5. SILT TRAPPED AT BARRIERS SHALL BE REMOVED AND DISPOSED OF IN UPLAND AREAS OUTSIDE BUFFER ZONES. MATERIALS DEPOSITED IN ANY TEMPORARY SETTLING BASIN SHALL BE REMOVED AT THE COMPLETION OF THE PROJECT. ALL DISTURBED AREAS SHALL BE RESTORED.
6. INSTALL EROSION CONTROLS AT THE EDGE OF NEW WORK. EROSION CONTROLS SHALL ACT AS LIMIT OF WORK LINE TO HELP ENSURE THAT EQUIPMENT DOES NOT DISTURB ADJACENT PROPERTIES.
7. ADDITIONAL EROSION CONTROLS MAY BE REQUIRED TO LIMIT SEDIMENTS FROM DISCHARGING TO ADJACENT PROPERTIES OR WATERWAYS.
8. PROPERLY STABILIZE AND PROTECT TEMPORARY STOCKPILES OF MATERIALS RELATED TO THE CONSTRUCTION ACTIVITIES TO LIMIT MOVEMENT OF MATERIAL ONTO ADJACENT PARCELS, OR INTO THE STREAM.
9. STABILIZE THE AREAS OF CONSTRUCTION ACTIVITIES AT THE CLOSE OF EACH CONSTRUCTION DAY. CHECK EROSION CONTROLS AT THIS TIME AND MAINTAIN OR REINFORCE IF NECESSARY
10. PROTECT NEW WORK FROM FLOODING. PROPERLY SLOPE GRADING IN THE AREAS SURROUNDING ALL EXCAVATIONS TO LIMIT WATER FROM RUNNING INTO THE EXCAVATED AREA OR TO ADJACENT PROPERTIES. UPON COMPLETION OF THE WORK, RESTORE ALL AREAS IN A SATISFACTORY MANNER.
11. ALL SILT-LADEN WATER MUST BE SETTLED OR FILTERED TO REMOVE ALL SEDIMENTS PRIOR TO RELEASE TO AN UPLAND AREA, IN A SEDIMENTATION OR FILTER BAG LOCATED DOWN GRADIENT.
12. DEWATER AS NECESSARY TO KEEP CONSTRUCTION AREAS FREE OF WATER, DISCHARGE WATER FROM DEWATERING TO APPROPRIATE UPLAND LOCATION AND WITHOUT SEDIMENT (SEE DEWATERING REQUIREMENTS).
13. AT THE END OF EACH WORK DAY, ANY SEDIMENTS TRACKED ONTO PUBLIC RIGHTS-OF-WAY BEYOND THE PROJECT LIMITS SHALL BE SWEEPED.

IN-SITU WETLAND RESTORATION NOTES:

1. STABILIZATION OF DISTURBED AREAS OR NEW SOIL SHALL BE IMPLEMENTED WITHIN 14 DAYS AFTER GRADING OR CONSTRUCTION ACTIVITIES HAVE TEMPORARILY OR PERMANENTLY CEASED. APPROPRIATE VEGETATIVE SOIL STABILIZATION IS TO BE USED TO MINIMIZE EROSION. TEMPORARY OR PERMANENT VEGETATIVE COVER IS TO BE ESTABLISHED IN ACCORDANCE WITH THE PROJECT PLANS AND SPECIFICATIONS, USING HYDRO-SEEDING, BROADCASTING, OR OTHER APPROVED TECHNIQUES.
2. TREES AND SHRUBS SHOULD BE PLANTED FIRST AND THEN SEEDING WITH THE SPECIFIED SEED MIX (TABLE 2-3).
3. TREES AND SHRUB SPECIES PLANTING SUBSTITUTIONS MAY BE REQUIRED BASED ON THE AVAILABILITY OF NATIVE MATERIAL. SUBSTITUTIONS SHALL BE APPROVED BY A WETLAND SCIENTIST OR ENGINEER OVERSEEING THE RESTORATION.
4. MAINTAIN VEGETATED SURFACES, INCLUDING WATER, AND RE-SEEDING UNTIL ESTABLISHED CONDITIONS ARE MET AND UNTIL THE END OF THE CONTRACTUAL MAINTENANCE PERIOD.
5. SEED MIX SPECIFIED IN TABLE 2-3 SHALL BE APPLIED BASED ON THE APPLICATION RATE SPECIFIED BY THE SUPPLIER.
6. THE IN-SITU WETLAND RESTORATION AREAS SHALL BE MULCHED WITH STRAW FOLLOWING SEEDING.
7. AREAS WHERE WETLAND TOPSOIL IS SIGNIFICANTLY DISTURBED OR REMOVED ENTIRELY, REPLACE WITH WETLAND SOIL AS SPECIFIED IN INLAND WETLAND REPLACEMENT PLAN NOTE 2 TO MATCH EXISTING GRADE

TABLE 2-3
Seed Mix¹ for Application to Bank and Wetland Restoration Areas and for Wetland Replacement

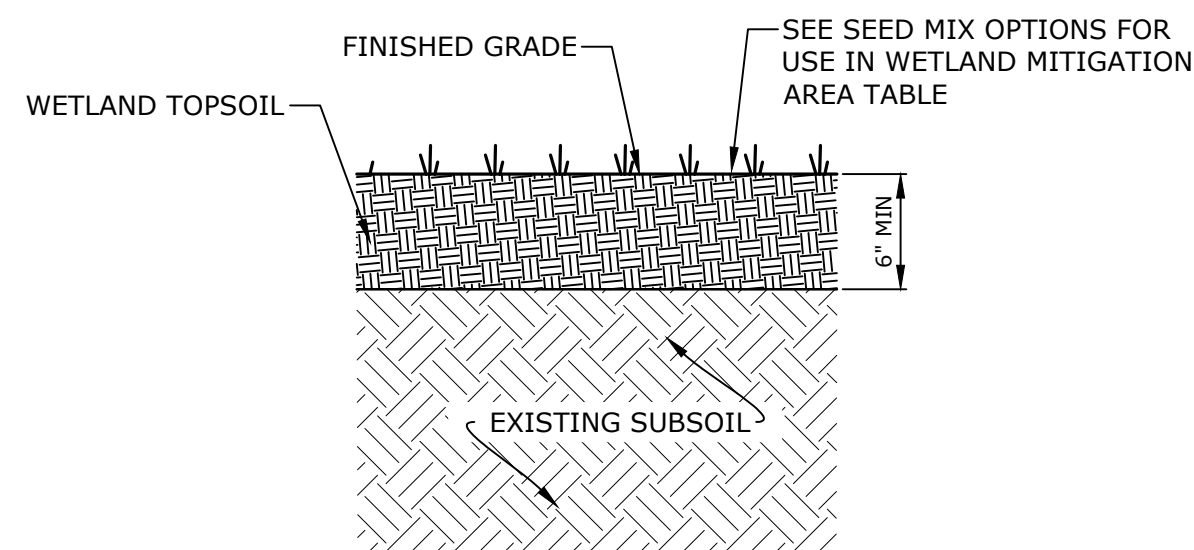
Common Name	Botanical Name ²	Indicator Status ¹
Fox Sedge	<i>Carex vulpinoidea</i>	OBL
Blunt Broom Sedge	<i>Carex scoparia</i>	FACW
Lurid Sedge	<i>Carex lurida</i>	OBL
Hop Sedge	<i>Carex lupulina</i>	OBL
Fowl Bluegrass	<i>Poa palustris</i>	FACW
Beggar Ticks	<i>Bidens frondosa</i>	FACW
Green Bulrush	<i>Scirpus atrovirens</i>	OBL
Swamp Milkweed	<i>Asclepias incarnata</i>	OBL
Fringed Sedge	<i>Carex crinita</i>	OBL
New York Ironweed	<i>Vernonia noveboracensis</i>	FACW
Soft Rush	<i>Juncus effusus</i>	OBL
Starved/Calico Aster	<i>Aster lateriflorus</i> (<i>Symphotrichum lateriflorum</i>)	FAC
Blue Flag	<i>Iris versicolor</i>	OBL
American Mannagrass	<i>Glyceria grandis</i>	OBL
Square Stemmed Monkey Flower	<i>Mimulus ringens</i>	OBL
Spotted Joe Pye Weed	<i>Eupatorium maculatum</i> (<i>Eutrochium maculatum</i>)	OBL

¹ New England Wetmix (Wetland Seed Mix) Species Composition (New England Wetland Plants, Inc.)
² This list was adapted from the New England Wetland Plants, Inc. information sheet as of October 10, 2020.
³ Indicator status is based on the USDA NRCS Plants Database.

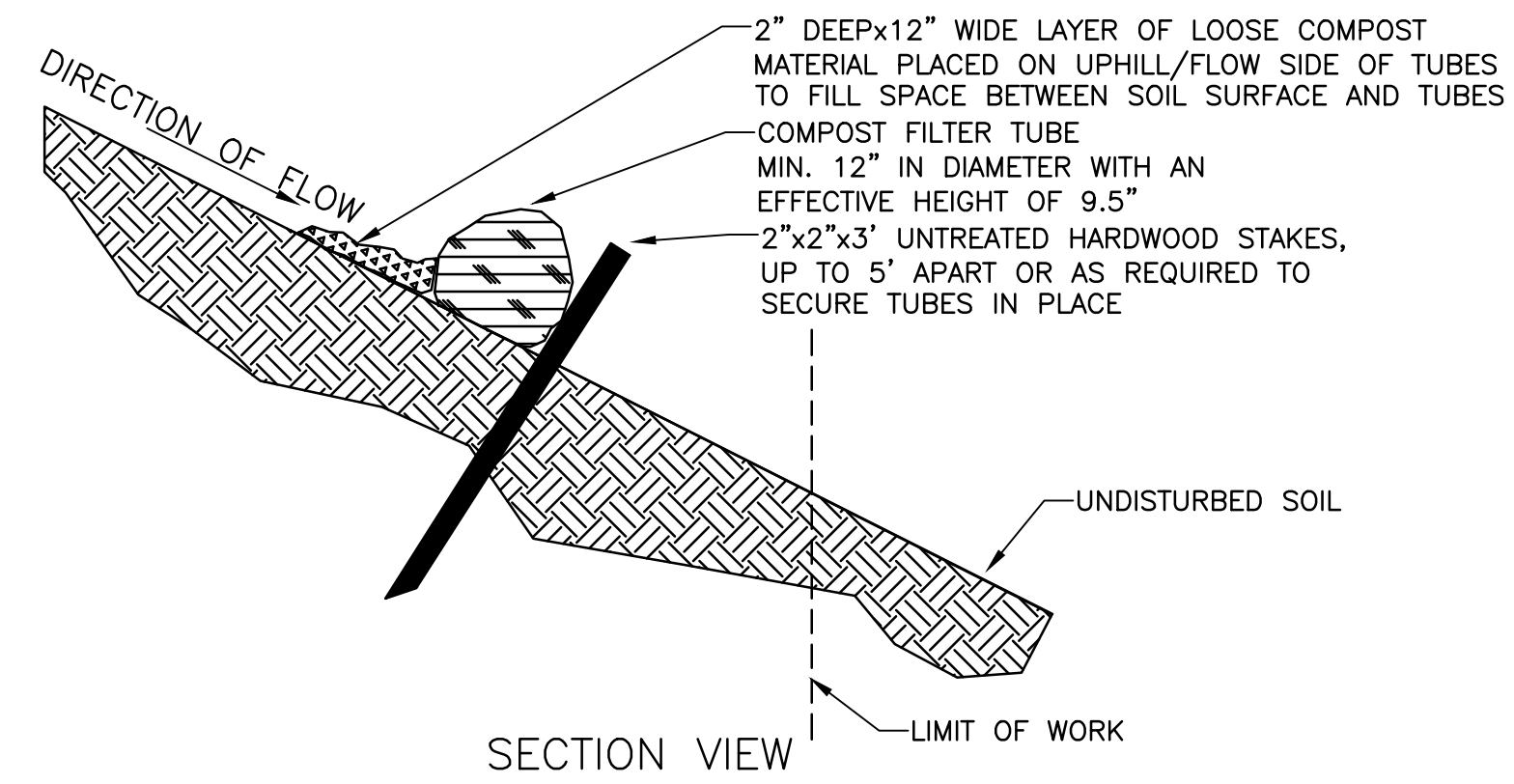
TABLE 2-4
Native Shrubs (tubelings or live stakes) for Bank Restoration¹

Common Name	Botanical Name	Indicator Status ²	On center Spacing
Silky Dogwood	<i>Cornus amomum</i>	FACW	1-2'
Winterberry	<i>Ilex verticillata</i>	FACW	1-2'
Pussy Willow	<i>Salix discolor</i>	FACW	1-2'
Bebb Willow	<i>Salix bebbiana</i>	FACW	1-2'
Black Willow	<i>Salix nigra</i>	OBL	1-2'

¹ Shrubs to be selected from the species listed in this table based on the availability of native nursery stock at the time of installation.
² Indicator status is based on the USDA NRCS Plants Database.



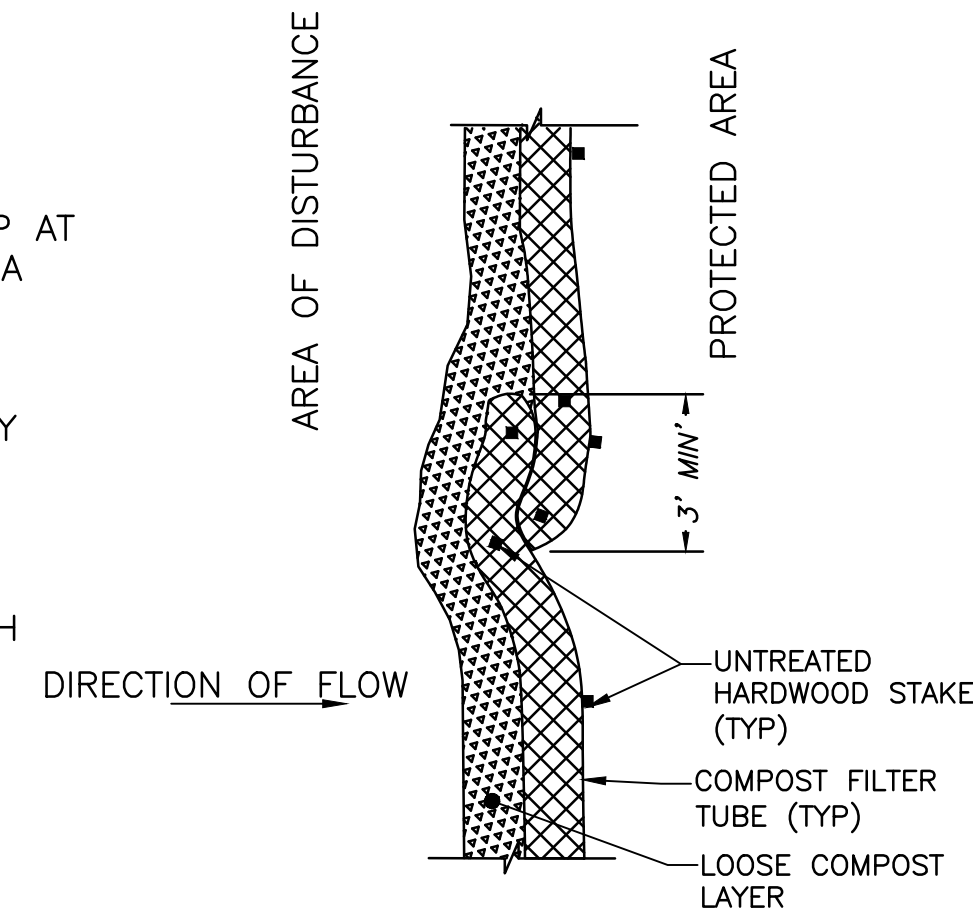
WETLAND TOPSOIL FOR INLAND WETLAND REPLACEMENT AREA
NO SCALE



SECTION VIEW

NOTES:

1. PROVIDE 3' MINIMUM OVERLAP AT ENDS OF TUBES TO JOIN IN A CONTINUOUS BARRIER AND MINIMIZE UNIMPEDED FLOW.
2. STAKE JOINING TUBES SNUGLY AGAINST EACH OTHER TO PREVENT UNFILTERED FLOW BETWEEN THEM.
3. SECURE ENDS OF TUBES WITH STAKES SPACED 18" APART THROUGH TOPS OF TUBES.

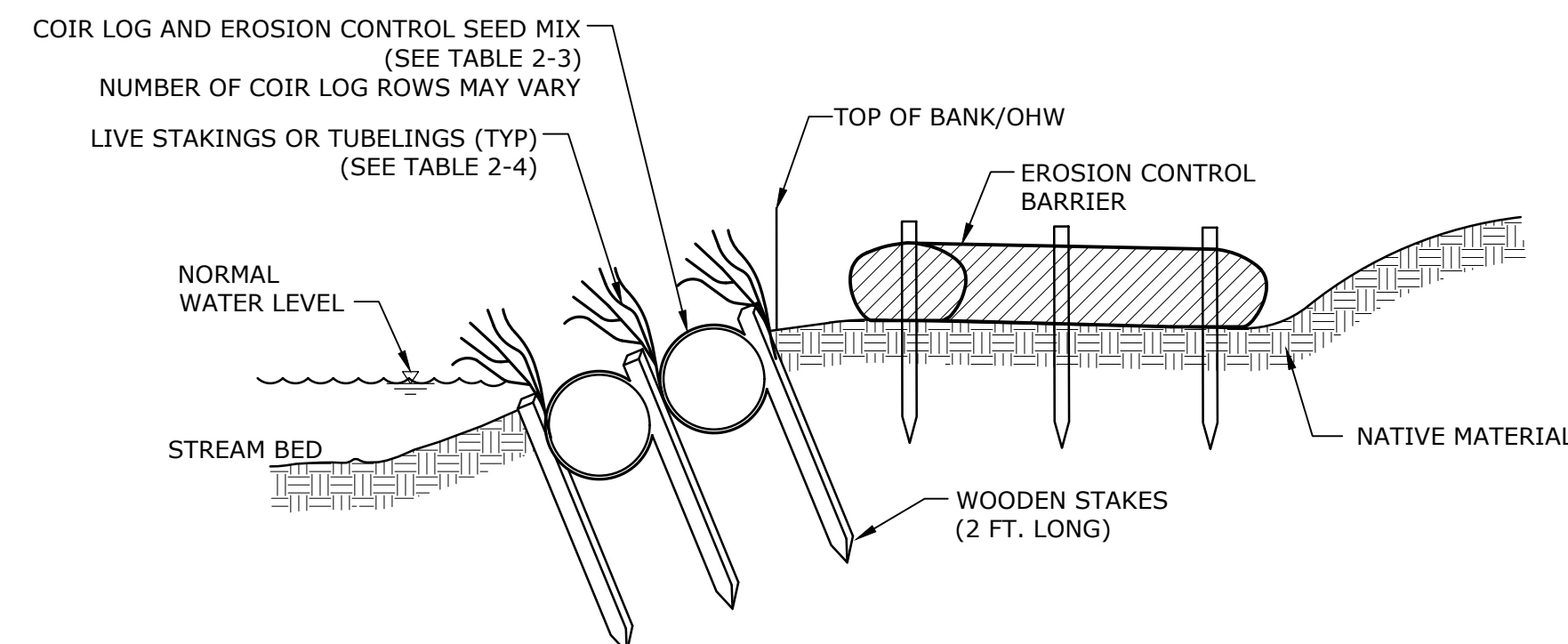


PLAN VIEW - JOINT DETAIL

COMPOST FILTER TUBE NOTES:

1. PROVIDE A MINIMUM TUBE DIAMETER OF 12" FOR SLOPES UP TO 50' IN LENGTH WITH A SLOPE RATIO OF 3H:1V OR STEEPER. LONGER SLOPES OF 3H:1V MAY REQUIRE LARGER TUBE DIAMETER OR ADDITIONAL COURSING OF FILTER TUBES TO CREATE A FILTER BERM. REFER TO MANUFACTURER'S RECOMMENDATIONS FOR SITUATION WITH LONGER SLOPES OR STEEPER SLOPES.
2. INSTALL TUBES ALONG CONTOURS AND PERPENDICULAR TO SHEET OR CONCENTRATED FLOW.
3. DO NOT INSTALL IN PERENNIAL, EPHEMERAL OR INTERMITTENT STREAMS.
4. CONFIGURE TUBES AROUND EXISTING SITE FEATURES TO MINIMIZE SITE DISTURBANCE AND MAXIMIZE CAPTURE AREA OF STORMWATER RUN-OFF.
5. TUBES FOR COMPOST FILTERS SHALL BE JUTE MESH OR APPROVED BIODEGRADABLE MATERIAL. ADDITIONAL TUBES SHALL BE USED AT THE DIRECTION OF THE ENGINEER.
6. TAMP TUBES IN PLACE TO ENSURE GOOD CONTACT WITH SOIL SURFACE. IT IS NOT NECESSARY TO TRENCH TUBES INTO EXISTING GRADE.
7. WHEN STAKING IS NOT POSSIBLE, SUCH AS WHEN TUBES MUST BE PLACED ON PAVEMENT, HEAVY CONCRETE OR CINDER BLOCKS CAN BE USED BEHIND TUBES UP TO 5' APART OR AS REQUIRED TO SECURE TUBES IN PLACE.
8. PROVIDE 3' MINIMUM OVERLAP AT ENDS OF TUBES TO JOIN IN A CONTINUOUS BARRIER AND MINIMIZE UNIMPEDED FLOW.
9. STAKE JOINING TUBES SNUGLY AGAINST EACH OTHER TO PREVENT UNFILTERED FLOW BETWEEN THEM.
10. SECURE ENDS OF TUBES WITH STAKES SPACED 18" APART THROUGH TOPS OF TUBES.

COMPOST FILTER TUBES
NO SCALE



COIR LOG BANK STABILIZATION
NO SCALE



**Keyes Road
Over Wilder
Brook
Culvert
Replacement**

City of Gardner

Gardner,
Massachusetts

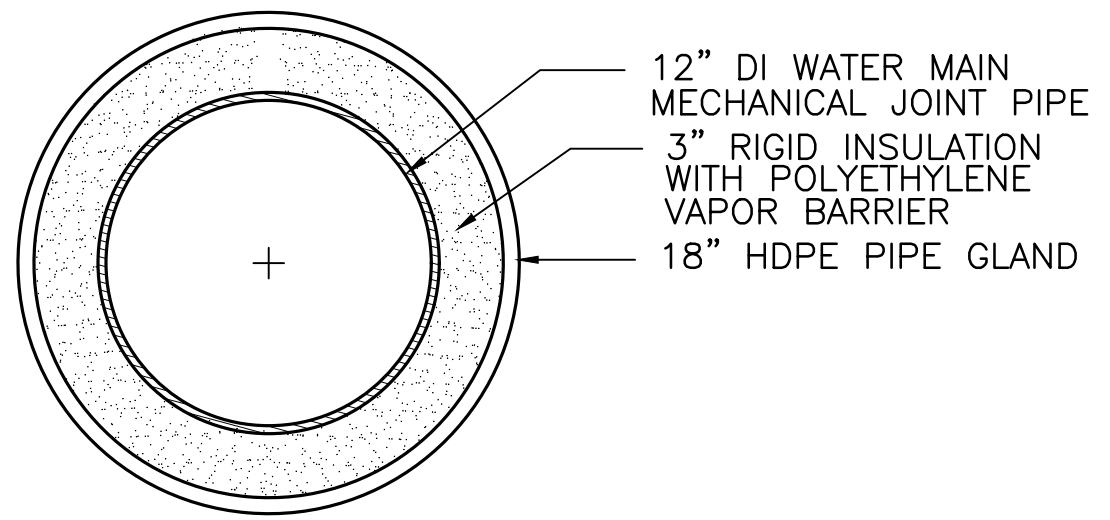
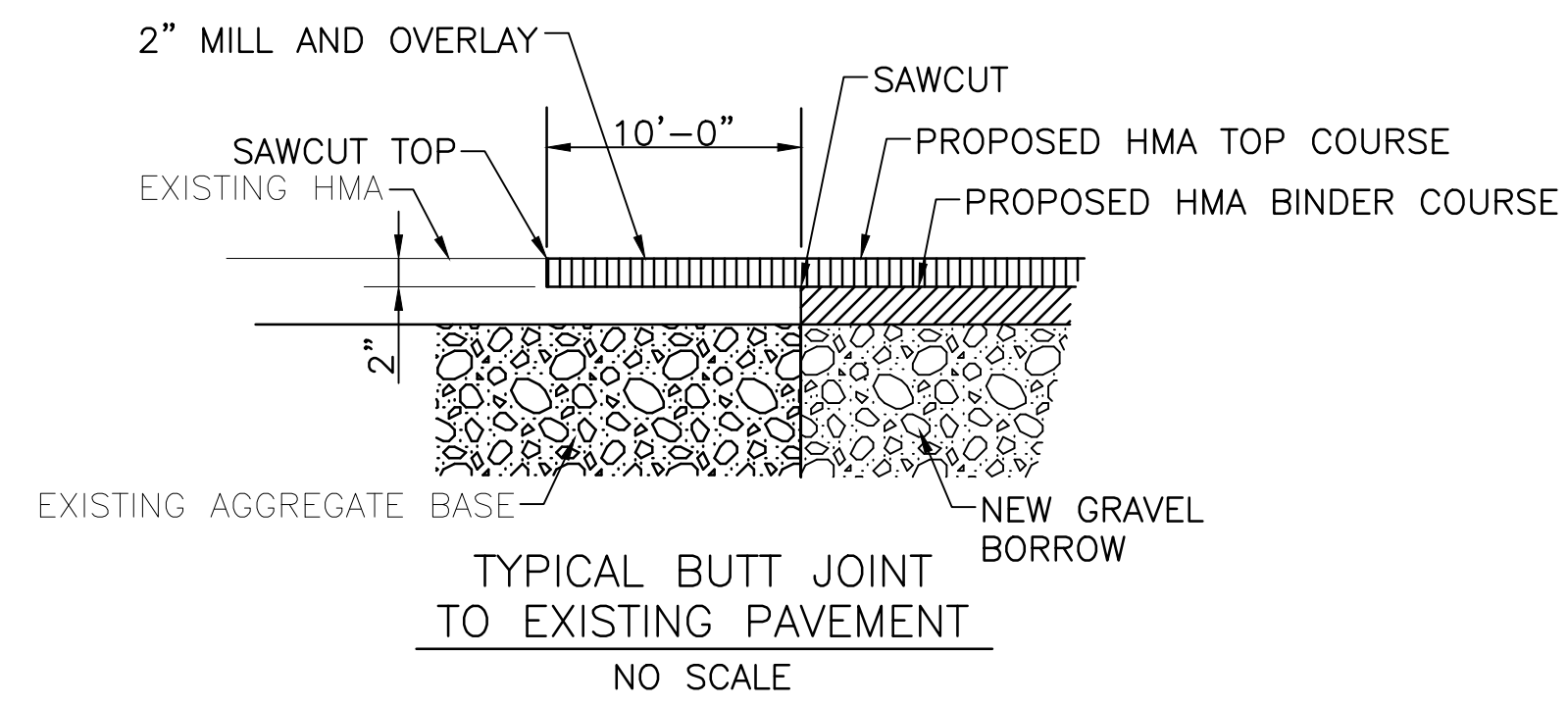
MassDOT Bridge No.
G-01-025, BIN CD5

MARK	DATE	DESCRIPTION
PROJECT NO:	G0384-060	
DATE:	FEBRUARY 2023	
FILE:	G0384-T60_5-9_SITE PLAN DETAILS.dwg	
DRAWN BY:	SDS, RMC	
DESIGNED/CHECKED BY:	AGB, MPW, AML, JRI	
APPROVED BY:	DSH	

CONSTRUCTION DETAILS

SCALE: NO SCALE

Last Saved: 2/3/2023 11:19pm By: SS&K
 Plotted On: Feb 09, 2023, 1:11pm By: SS&K
 Tighe & Bond 210 Gardner
 Keyes Road Culvert Replacement Drawings - Figures AutoCAD Sheet/Current Drawings/G0384-T60_5-9_SITE PLAN DETAILS.dwg



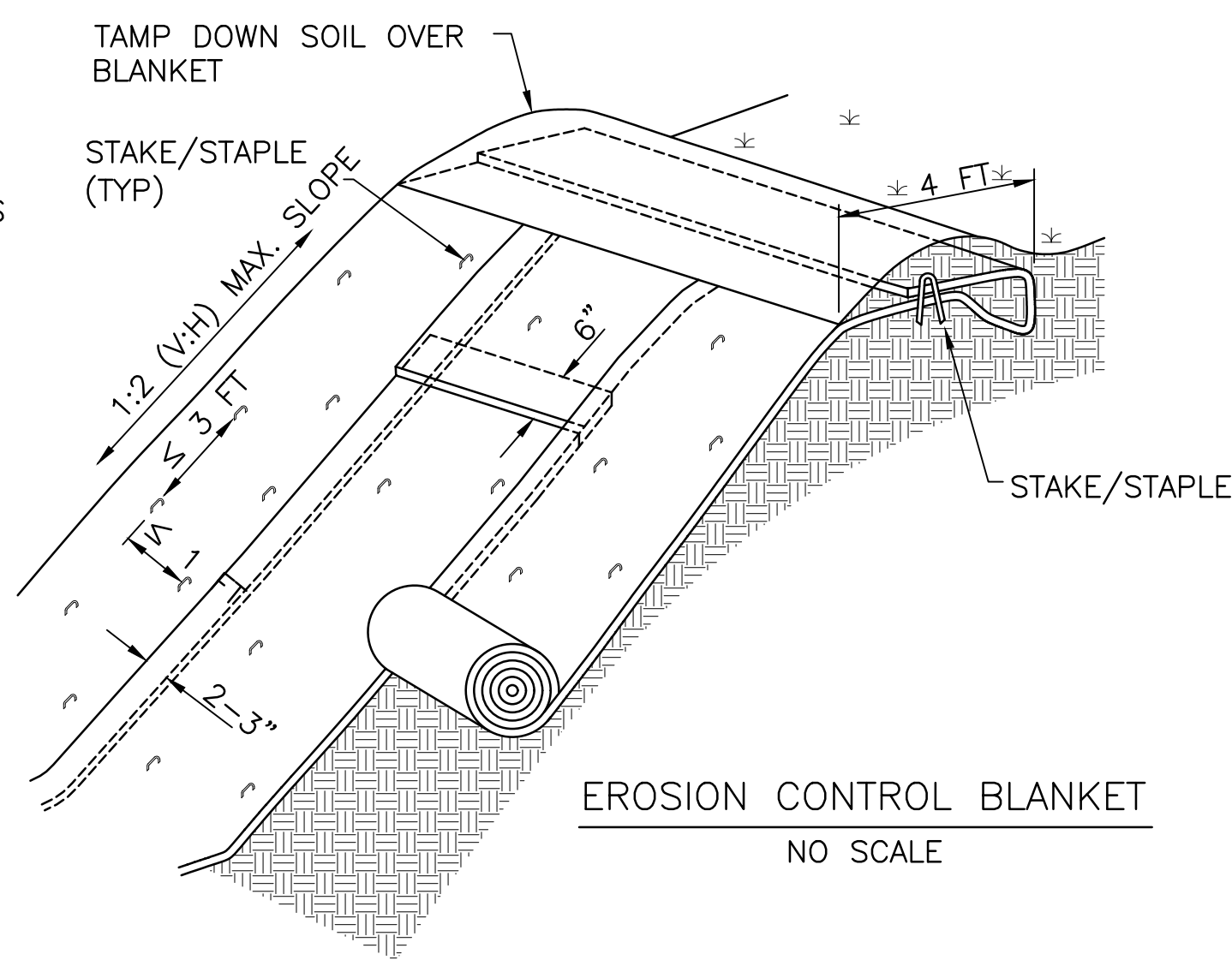
- NOTES:
- INSULATED WATER MAIN IS REQUIRED WHERE THE WATER MAIN HAS LESS THAN 5' OF COVER.
 - WATER MAIN BENDS LOCATED IN AREAS WITH LESS THAN 5' OF COVER SHALL BE INSULATED.

SIZE (IN.)	FITTING	*MINIMUM RESTRAINED LENGTH, FT. () INDICATES POLYWRAPPED
12"	45° BEND	28 (32)
12"	CAP (DEAD END)	142 (202)
12"	45° VERTICAL UP BEND	28 (32)
12"	45° VERTICAL DOWN BEND	59 (84)

*MINIMUM RESTRAINED LENGTH BASED ON DIPRA, "THRUST RESTRAINT DESIGN FOR DUCTILE IRON PIPE," 7TH EDITION, 2016.

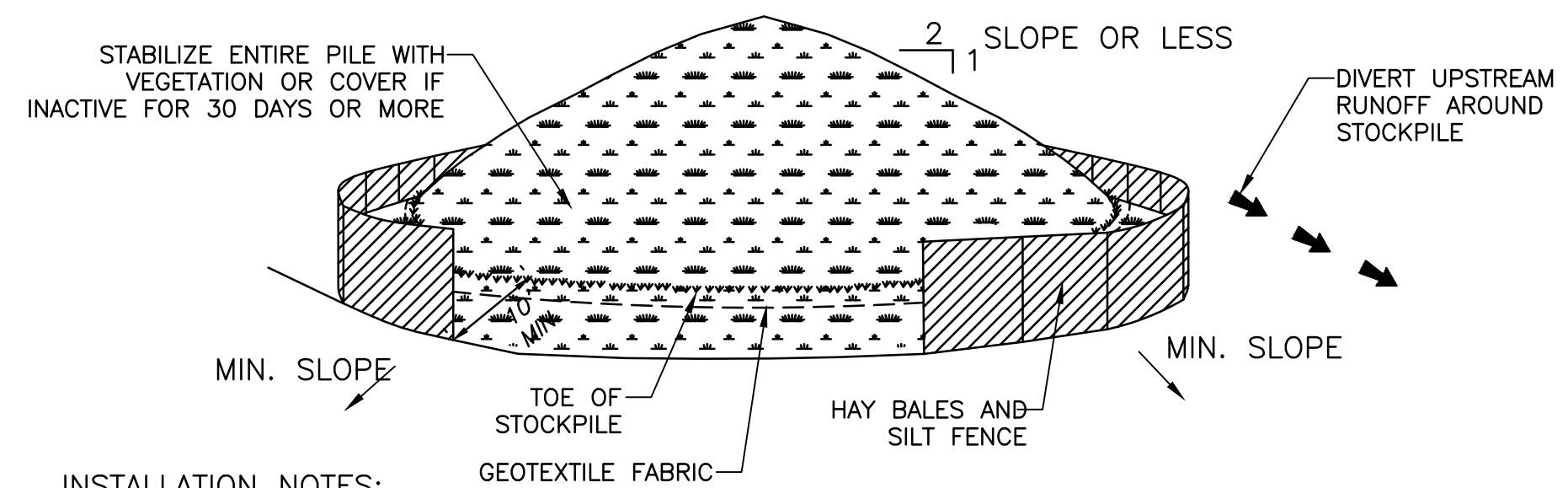
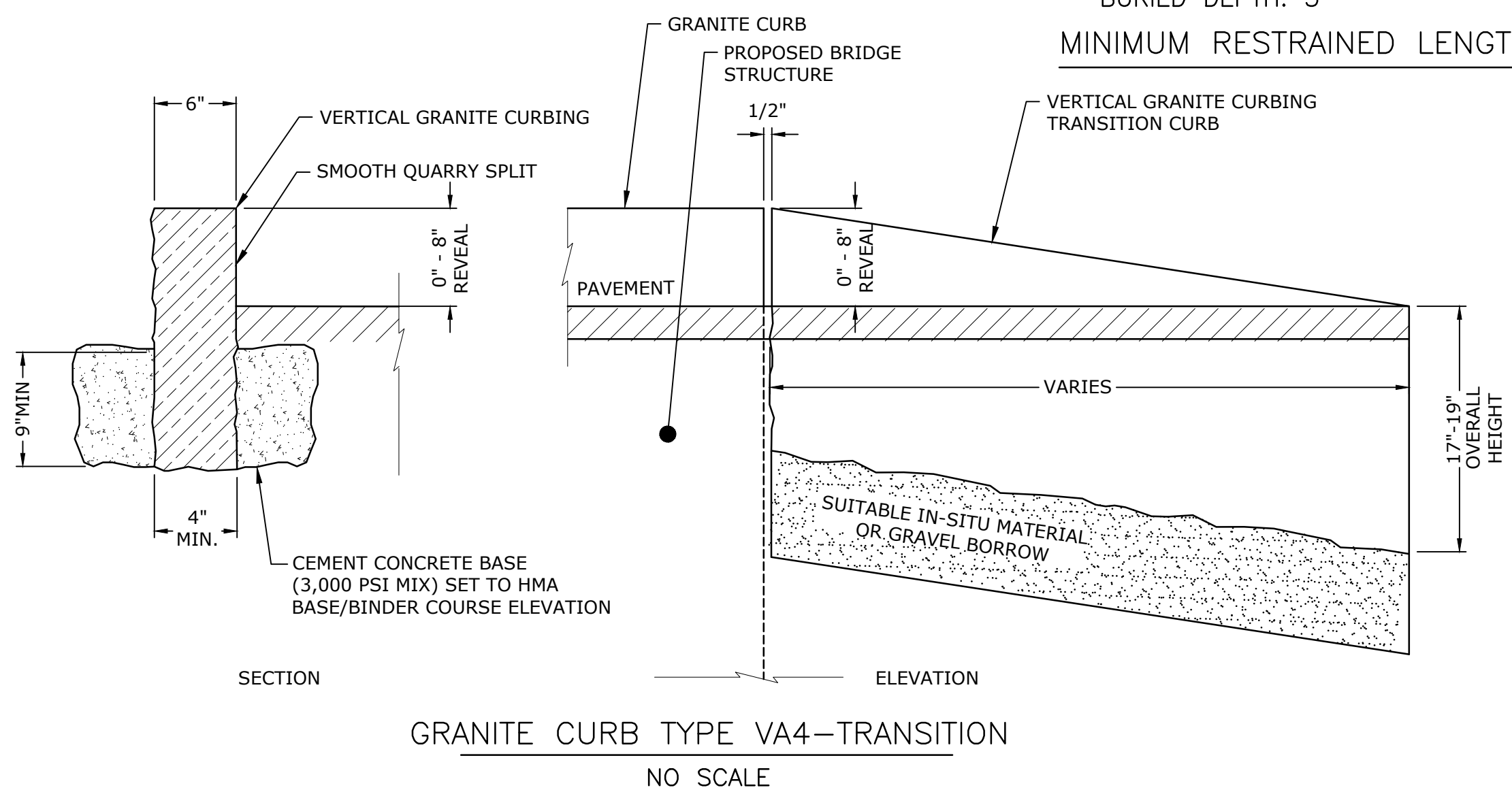
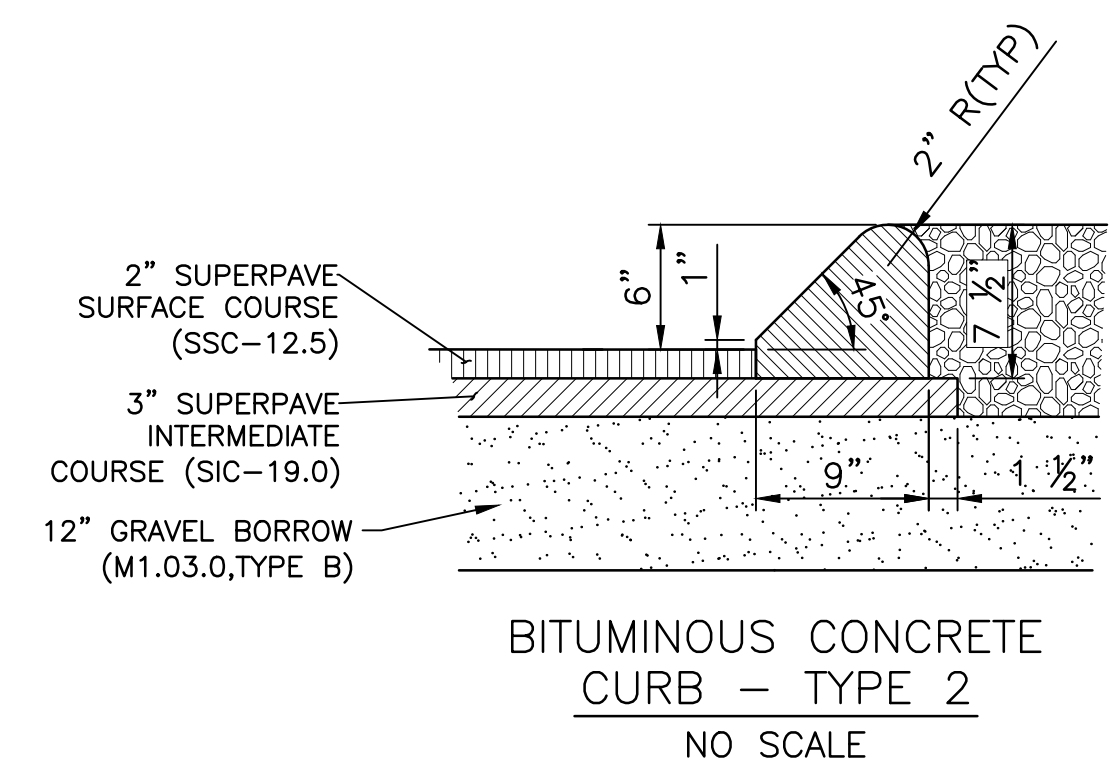
FOLLOWING CONDITIONS APPLY:
SOIL TYPE: SAND SILT
MAX. PRESSURE: 200psi
LAYING CONDITIONS: TYPE 2
BURIED DEPTH: 5'

MINIMUM RESTRAINED LENGTHS FOR DI PIPE



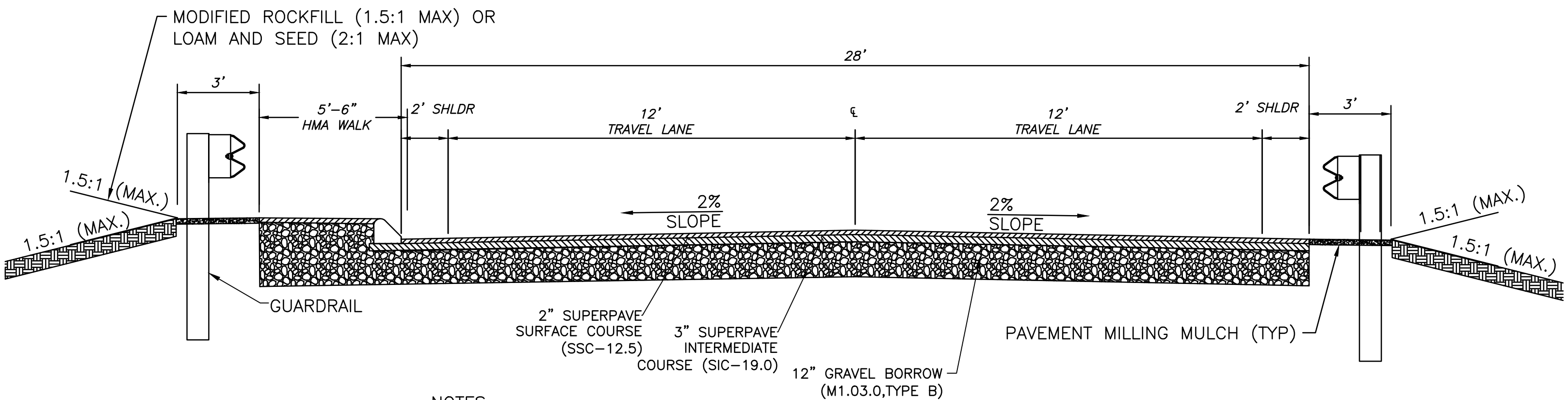
INSTALLATION NOTES:

- 100% BIODEGRADABLE WEAVE JUTE NET EROSION CONTROL BLANKET OVER 6" LOAM & SEED. DO NOT USE NYLON OR PLASTIC NETTING. IN ALL LOCATIONS WITH A 3:1 SLOPE OR STEEPER. SEED MIX AS SHOWN IN TABLE BELOW.
- EROSION CONTROL BLANKET SHOULD BE INSTALLED VERTICALLY DOWNSLOPE.
- STAKES/STAPLES SHOULD BE PLACED NO MORE THAN 3 FT APART VERTICALLY, AND 1 FT APART HORIZONTALLY.
- SLOPE SURFACE SHOULD BE FREE OF STICKS, ROCKS, AND OTHER OBSTRUCTIONS.
- BLANKETS SHOULD BE ROLLED OUT LOOSELY AND STAKED/STAPLED TO MAINTAIN DIRECT SOIL CONTACT. DO NOT STRETCH THE BLANKETS.



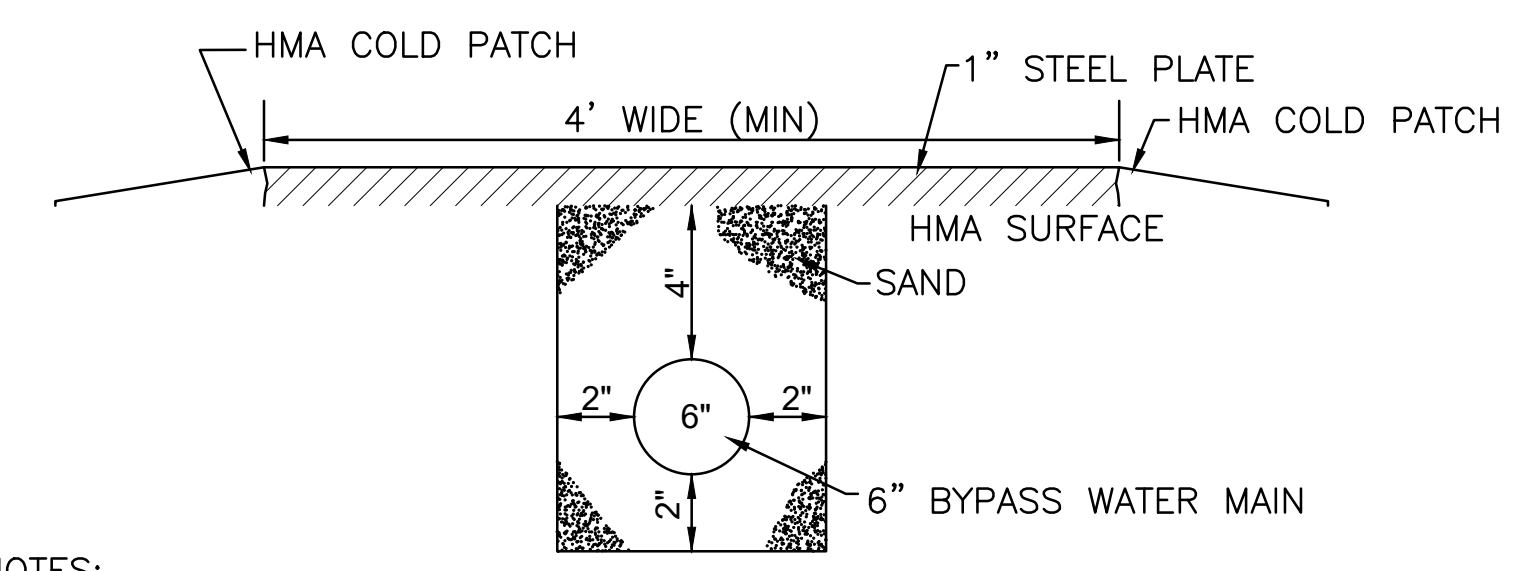
INSTALLATION NOTES:

- AREA CHOSEN FOR STOCKPILING OPERATIONS SHALL BE DRY AND STABLE.
- MAXIMUM SLOPE OF STOCKPILE SHALL BE 2H:1V.
- UPON COMPLETION OF SOIL STOCKPILING, EACH PILE SHALL BE SURROUNDED WITH EITHER SILT FENCING AND HAYBALES, THEN STABILIZED WITH VEGETATION OR COVERED.




NOTES:

- REFER TO STRUCTURAL DRAWINGS FOR BRIDGE RAIL LOCATIONS.



NOTES:

- TEMPORARY WATER MAIN BYPASS SHALL BE FUNCTIONAL BEFORE REMOVAL OF EXISTING WATER MAIN. CUT AND CAP EXISTING WATER MAIN BETWEEN EXISTING HYDRANTS AND COORDINATE ANY TEMPORARY WATER MAIN SHUT-DOWNS WITH THE CITY PRIOR TO COMMENCING WORK.
- SUBMIT TEMPORARY WATER MAIN BYPASS PLAN WHICH SHALL INCLUDE SIZE, MATERIAL, LOCATION, DURATION, AND CONSTRUCTION PHASING.
- PIPING TO BE PLASTIC OR STEEL WITH A MINIMUM WORKING PRESSURE OF 200 PSI HAVING PREVIOUSLY BEEN USED ONLY FOR LIKE WORK.
- ALL PIPING OR HOSES CROSSING SIDEWALKS SHALL HAVE COLD PATCH RAMPS.
- CONTRACTOR SHALL PROVIDE FULL-TIME ON-CALL BYPASS WATCH.
- BYPASS WATER MAIN PIPE JOINTS SHALL BE SANDBAGGED AS DIRECTED BY THE ENGINEER.



Keyes Road Over Wilder Brook Culvert Replacement

City of Gardner

Gardner, Massachusetts

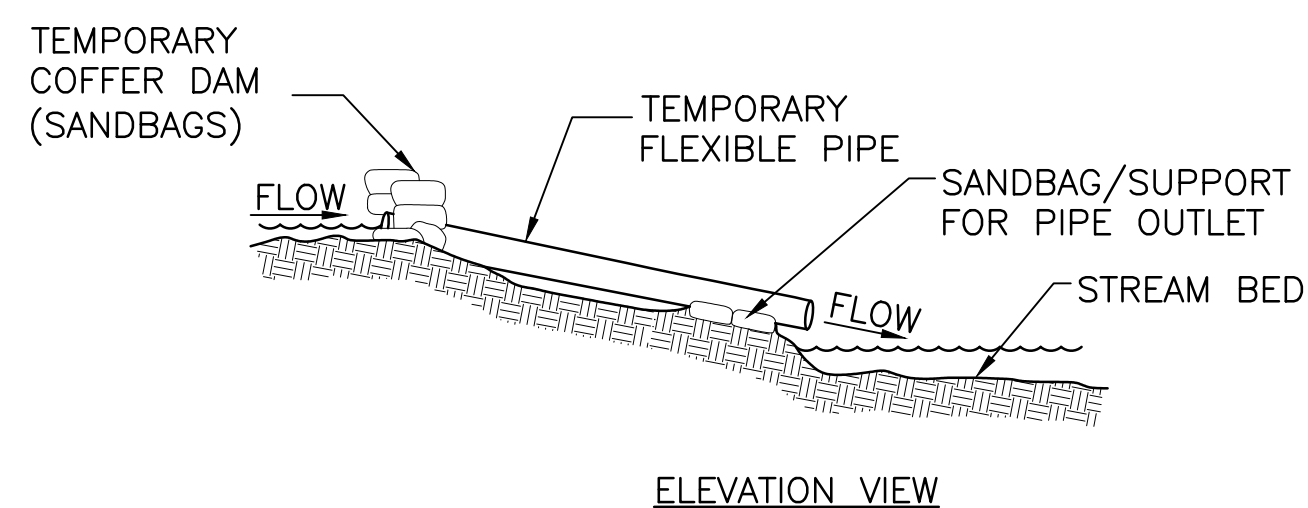
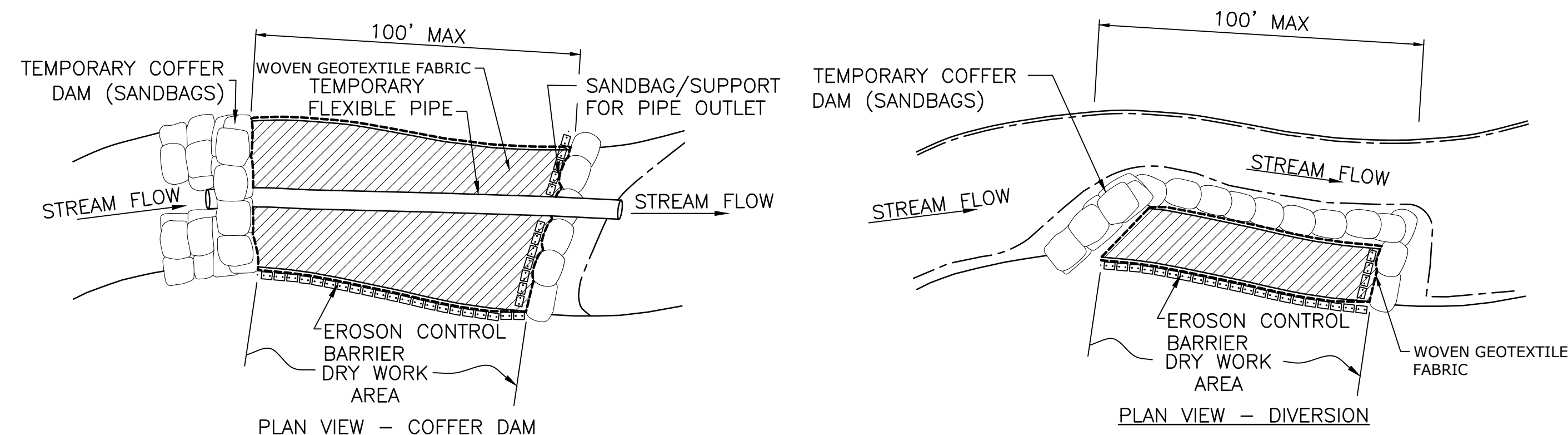
MassDOT Bridge No. G-01-025, BIN CD5

MARK	DATE	DESCRIPTION
PROJECT NO:	G0384-060	
DATE:	FEBRUARY 2023	
FILE:	G0384-T60_5-9_SITE PLAN DETAILS.dwg	
DRAWN BY:	SDS, RMC	
DESIGNED/CHECKED BY:	AGB, MPW, AML, JRI	
APPROVED BY:	DSH	

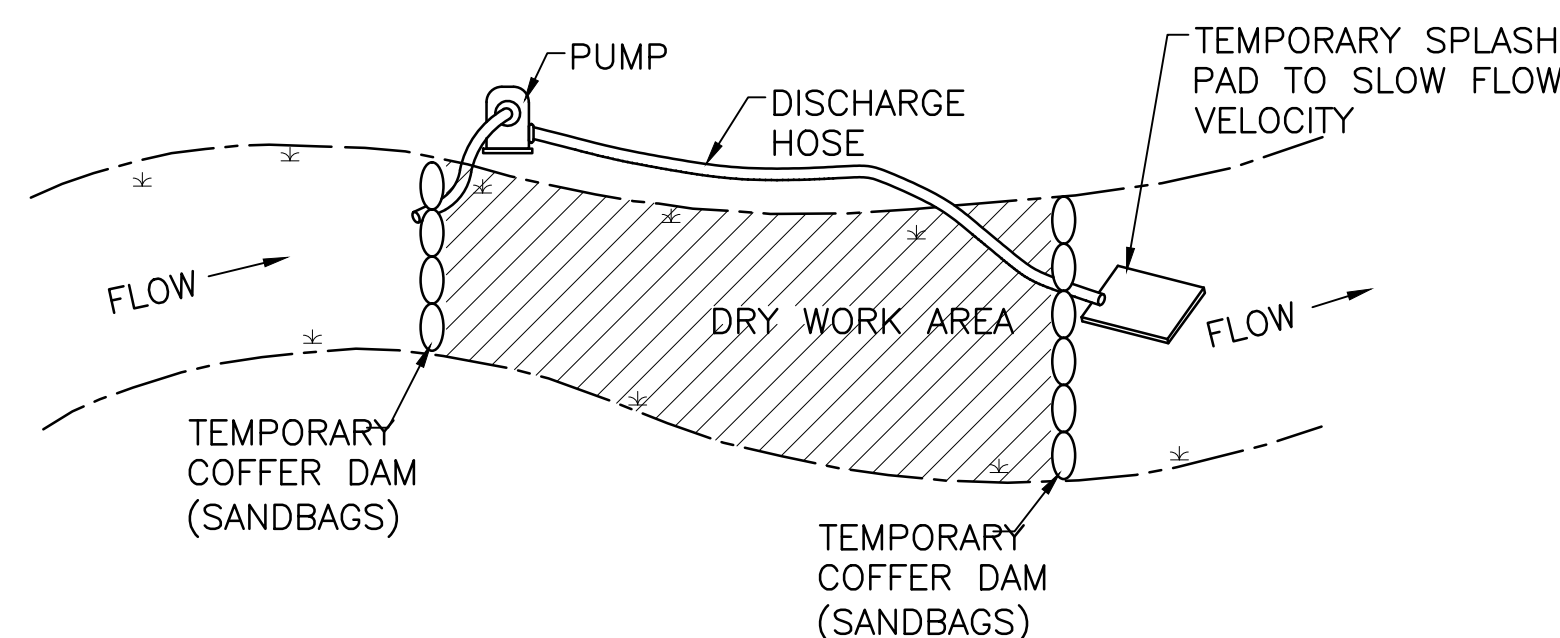
CONSTRUCTION DETAILS

SCALE: NO SCALE

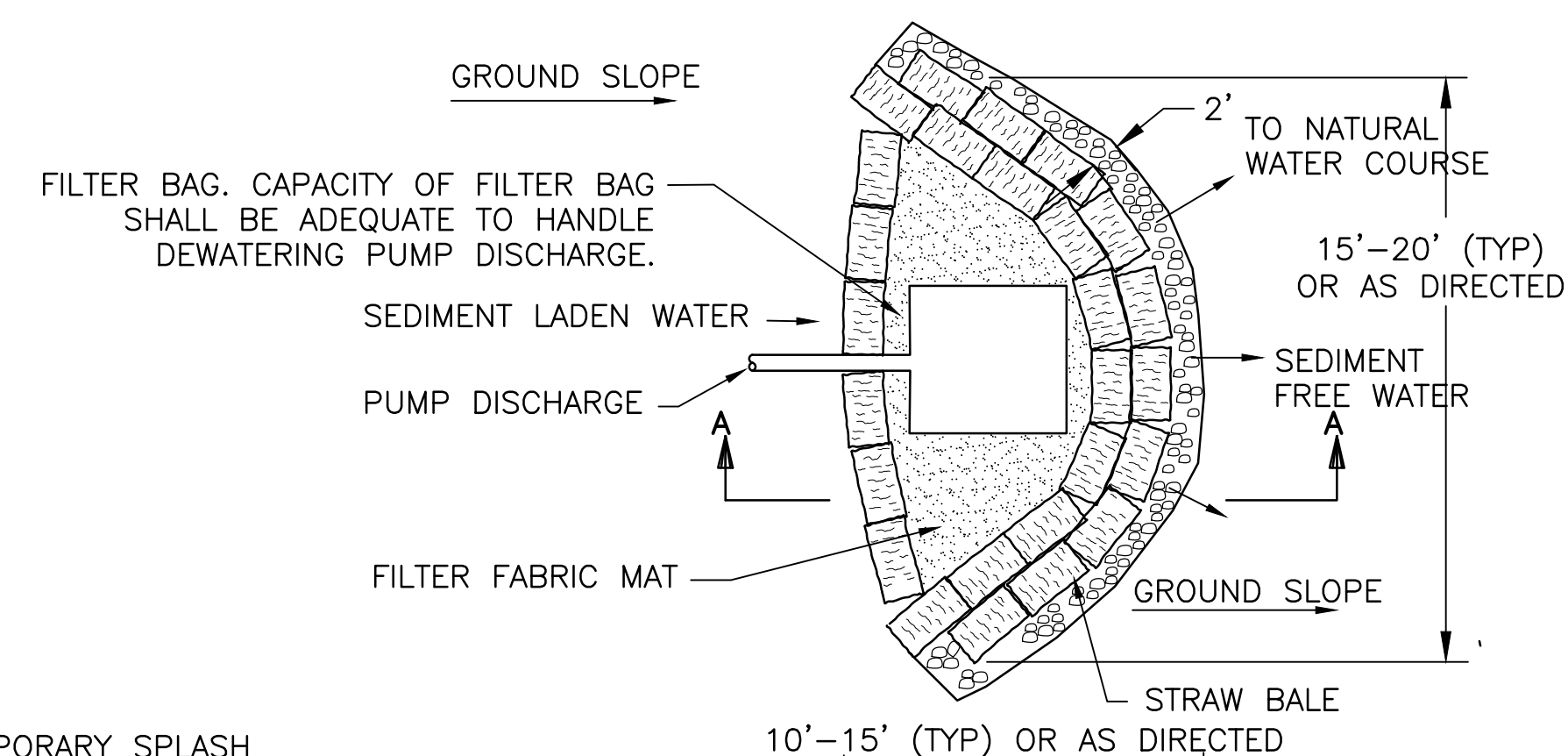
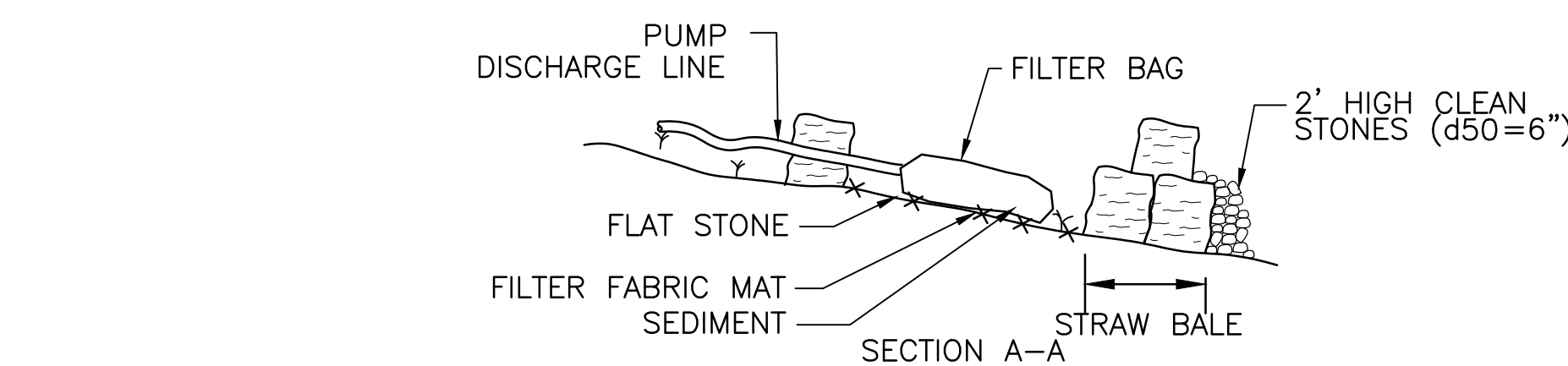
Last Saved: 2/3/2023 1:19pm By: SSsk
Plotted On: Feb 09, 2023, 1:21pm By: SSsk
Tighe & Bond 2100 Gardner Road, Gardner, MA 01840



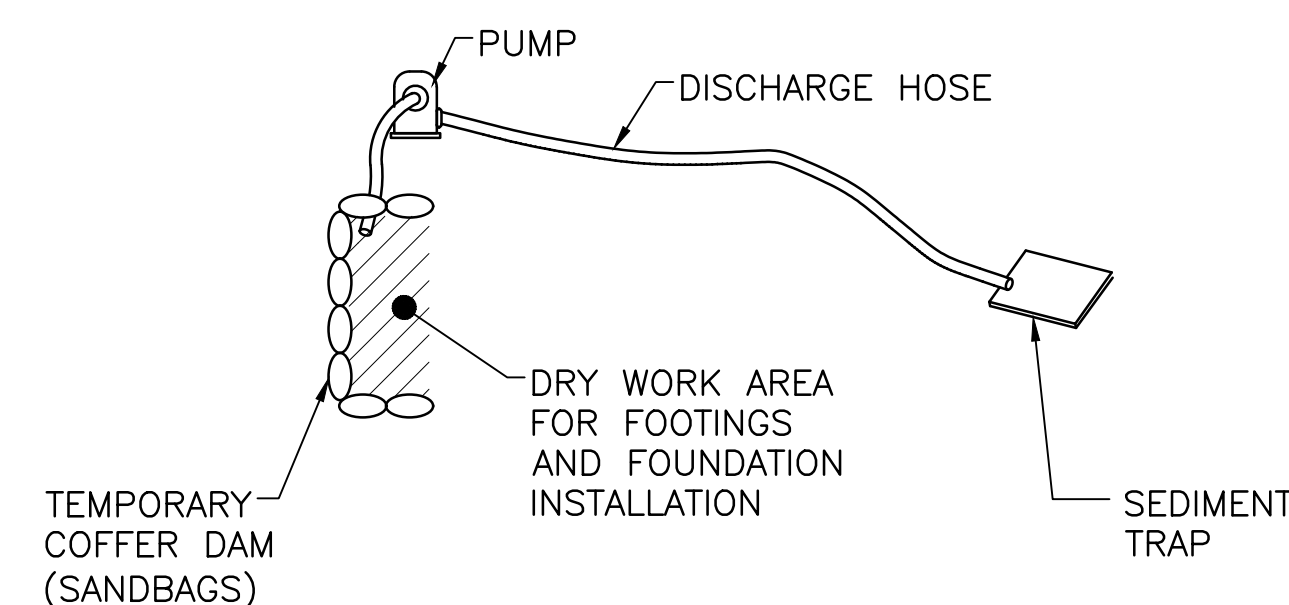
STREAM BYPASS DETAIL (PIPE)
NO SCALE



STREAM BYPASS DETAIL (PUMPED)
NO SCALE



SEDIMENT TRAP
NO SCALE



NOTES:

1. DEWATERING EQUIPMENT SHALL REMAIN WITHIN THE PERMANENTLY IMPACTED AREAS.
2. DISCHARGE HOSE SHALL NOT CROSS THE STREAM AT ANY LOCATION

COFFER DAM AND DEWATERING
NO SCALE

DEWATERING REQUIREMENTS

PREPARE A DEWATERING PLAN TO ADDRESS THE FOLLOWING CONCERNS AND ADHERE TO THE FOLLOWING REQUIREMENTS:



1. IF THE WATER TABLE IS INTERCEPTED DURING EXCAVATION, WATER COLLECTED IN THE TRENCH SHALL BE PUMPED OUT SO THAT THE WORK CAN BE PERFORMED "IN THE DRY." PROVIDE ADEQUATELY SIZED DEWATERING EQUIPMENT WITH 100% BACKUP AND SEDIMENTATION/EROSION CONTROL STRUCTURES AS DETAILED ON THE CONTRACT DRAWINGS TO ENSURE CONSTRUCTION "IN THE DRY" AND ADEQUATELY PROTECT ADJACENT WETLAND AREAS AND WATERWAYS.
2. ALL GROUNDWATER REMOVED (PUMPED) FROM THE TRENCH EXCAVATION AND DISCHARGED SHALL BE A "CLEAN DISCHARGE." PROVIDE WHATEVER DEVICES ARE REQUIRED TO ACHIEVE THE "CLEAN DISCHARGE." IF THE OWNER'S REPRESENTATIVE DETERMINES THE PUMPED DISCHARGE IS CLEAN (LESS THAN 50 NTU), THE FLOW CAN BE DIRECTED TO AN UPLAND AREA. IF THE OWNER'S REPRESENTATIVE DETERMINES THAT THE FLOW IS NOT CLEAN, DIRECT THAT FLOW TO ONE OR MORE FILTRATION DEVICES FOR THE PURPOSE OF SUBSTANTIALLY REMOVING SUSPENDED SOLIDS FROM THE WATER. THE FILTRATION DEVICES SHALL BE AS SHOWN ON THE DRAWINGS OR APPROVED ALTERNATES SUGGESTED BY THE CONTRACTOR, OR AS REQUIRED BY THE LOCAL PERMITS.
3. OBTAIN ALL NECESSARY STATE AND LOCAL PERMITS RELATING TO DEWATERING ACTIVITIES.
4. DEWATERING DISCHARGE LOCATIONS ARE TO BE REVIEWED AND APPROVED BY THE OWNER'S REPRESENTATIVE.
5. ANY PROPOSED DEWATERING AND SHORING PROCEDURES SHALL BE SUBMITTED TO THE ENGINEER OF RECORD FOR REVIEW AND ACCEPTANCE. THE DEWATERING/WATER CONTROL AND SHORING/TEMPORARY EARTH SUPPORT SHALL BE DESIGNED AND STAMPED BY A REGISTERED PROFESSIONAL ENGINEER IN THE COMMONWEALTH OF MASSACHUSETTS.

WATER CONTROL SEQUENCING:

1. INSTALL A TEMPORARY COFFER DAM UPSTREAM OF THE EXISTING CULVERT PRIOR TO REMOVAL OF THE EXISTING CULVERT. PROVIDE BYPASS FLUME PIPE OR PUMP. SIZE AND PROVIDE A FLUME PIPE OR PUMP WITH ADEQUATE CAPACITY TO ACCOMMODATE STREAM FLOWS AS INDICATED IN THE WATER CONTROL NOTES. SUBMIT AN EMERGENCY CONTINGENCY PLAN FOR A STORM EVENT GREATER THAN THE 2-YEAR STORM.
2. REMOVE AND DISPOSE EXISTING CULVERT, EXCAVATE FOR BRIDGE FOOTINGS, INSTALL BRIDGE FOOTINGS, AND INSTALL THE PROPOSED STREAM BED AND BANK RESTORATION. AT NO POINT SHOULD THE STREAM FLOW OVER NEWLY EXCAVATED EARTH OR OVER AREAS THAT DO NOT HAVE THE FINISHED SURFACE TREATMENT.
3. ABUTMENTS AND THE SUPERSTRUCTURE SHALL THEN BE INSTALLED AND STREAM DIVERSION MAY BE REMOVED AFTER ALL SURFACES HAVE BEEN PROTECTED AGAINST EROSION.
4. STREAM DIVERSION MAY BE USED TO WORK AT INDIVIDUAL ABUTMENTS AND THE FLUME PIPE MAY BE REMOVED, IF THE STREAMBED AREA EXPOSED TO FLOWS HAS BEEN STABILIZED.

WATER CONTROL NOTES:

1. THE ISOLATED WORK AREA WITHIN THE COFFER DAMS MAY BE DEWATERED AS NEEDED TO PERFORM WORK IN THE DRY. ALL WORK MUST BE PERFORMED IN THE DRY. ANY DEWATERING ACTIVITIES SHALL BE PERFORMED USING A DISCHARGE HOSE, FILTER BAG, AND SEDIMENT TRAP (SHOWN ON THIS SHEET).
2. PRIOR TO BEGINNING ANY CONSTRUCTION IN THE STREAM, SUBMIT TO THE OWNER A WORK SEQUENCE INDICATING ANTICIPATED COFFER DAM LOCATIONS, OR ALTERNATE SYSTEM. WORK SHALL ONLY BE PERFORMED DURING LOW FLOW CONDITIONS.
3. THE COFFER DAM WORK MAY BE MODIFIED TO ADDRESS THE CONTRACTOR'S SEQUENCE OF CONSTRUCTION, WITH THE APPROVAL OF THE OWNER.
4. TEMPORARY COFFER DAMS (SAND BAG, JERSEY BARRIER, WATER FILLED BARRIER OR EQUIVALENT; USE OF UNCONSOLIDATED MATERIALS STRICTLY PROHIBITED) WILL BE INSTALLED TO MAINTAIN A DRY WORK AREA DURING CONSTRUCTION ACTIVITIES AND TO LIMIT SEDIMENTATION AS A RESULT OF THE PROPOSED WORK. THE WORK AREA LOCATED WITHIN THE COFFER DAMS SHALL BE DEWATERED. THE COFFER DAMS WILL BE LOCATED WITHIN THE STREAM TO ALLOW INSTALLATION OF BRIDGE FOOTINGS AND FOUNDATIONS AND IN OTHER LOCATIONS WHERE DEWATERING NEAR THE STREAM IS REQUIRED.
5. WATER CONTROLS SHOULD BE DESIGNED FOR A 2-YEAR STORM (PEAK FLOW 58 CFS). PRIOR TO COMMENCING WORK THE CONTRACTOR SHALL SUBMIT TO THE ENGINEER DRAWINGS AND CALCULATIONS, STAMPED BY A PROFESSIONAL ENGINEER IN THE STATE OF MASSACHUSETTS, INDICATING THE CONTRACTOR'S METHOD FOR CONTROL OF WATER. THE SUBMITTAL SHALL INCLUDE PROPOSED IMPACT AREAS, RESTORATION METHODS, FLOW RATES, DEWATERING METHODS AND A DETAILED SCHEDULE FOR THE CONTROL OF WATER.
6. AN EXCAVATION SUPPORT SYSTEM MAY BE USED FOR THE CONSTRUCTION OF THE BRIDGE ABUTMENT AND WING WALL FOOTINGS TO PREVENT IMPACTING EXISTING UTILITIES. THE EXCAVATION SUPPORT SYSTEM SHALL CONFORM TO THE PROVISIONS OF SECTION 950.1. THE DESIGN OF THE PROPOSED SUPPORT OF EXCAVATION SYSTEM SHALL BE PERFORMED BY A PROFESSIONAL ENGINEER REGISTERED IN THE STATE OF MASSACHUSETTS. THE CONTRACTOR SHALL SUBMIT SHOP DRAWINGS AND CALCULATIONS FOR THE PROPOSED SUPPORT OF EXCAVATION SYSTEM FOR REVIEW AND APPROVAL BY THE OWNER. COORDINATE DESIGN OF THE PROPOSED SUPPORT OF EXCAVATION WITH SELECTED WATER CONTROL METHODS.



Keyes Road Over Wilder Brook Culvert Replacement

City of Gardner

Gardner, Massachusetts

MassDOT Bridge No. G-01-025, BIN CD5

MARK	DATE	DESCRIPTION
PROJECT NO:	G0384-060	
DATE:	FEBRUARY 2023	
FILE:	G0384-T60_5-9_SITE PLAN DETAILS.dwg	
DRAWN BY:	SDS, RMC	
DESIGNED/CHECKED BY:	AGB, MPW, AML, JRI	
APPROVED BY:	DSH	

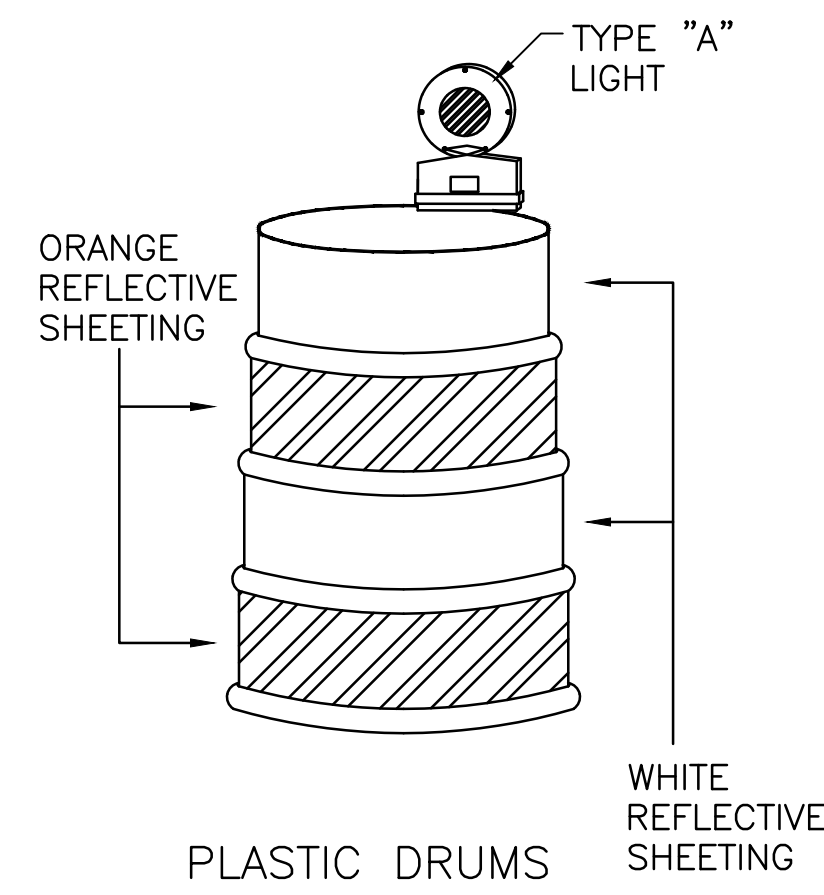
CONSTRUCTION DETAILS

SCALE: NO SCALE

Last Saved: 2/3/2023 1:11pm By: SS&K Tighe & Bond 2100 Gardner Road Gardner MA 01902 Figures/AutoCAD/Sheet/Current Drawings/G0384-T60_5-9_SITE PLAN DETAILS.dwg

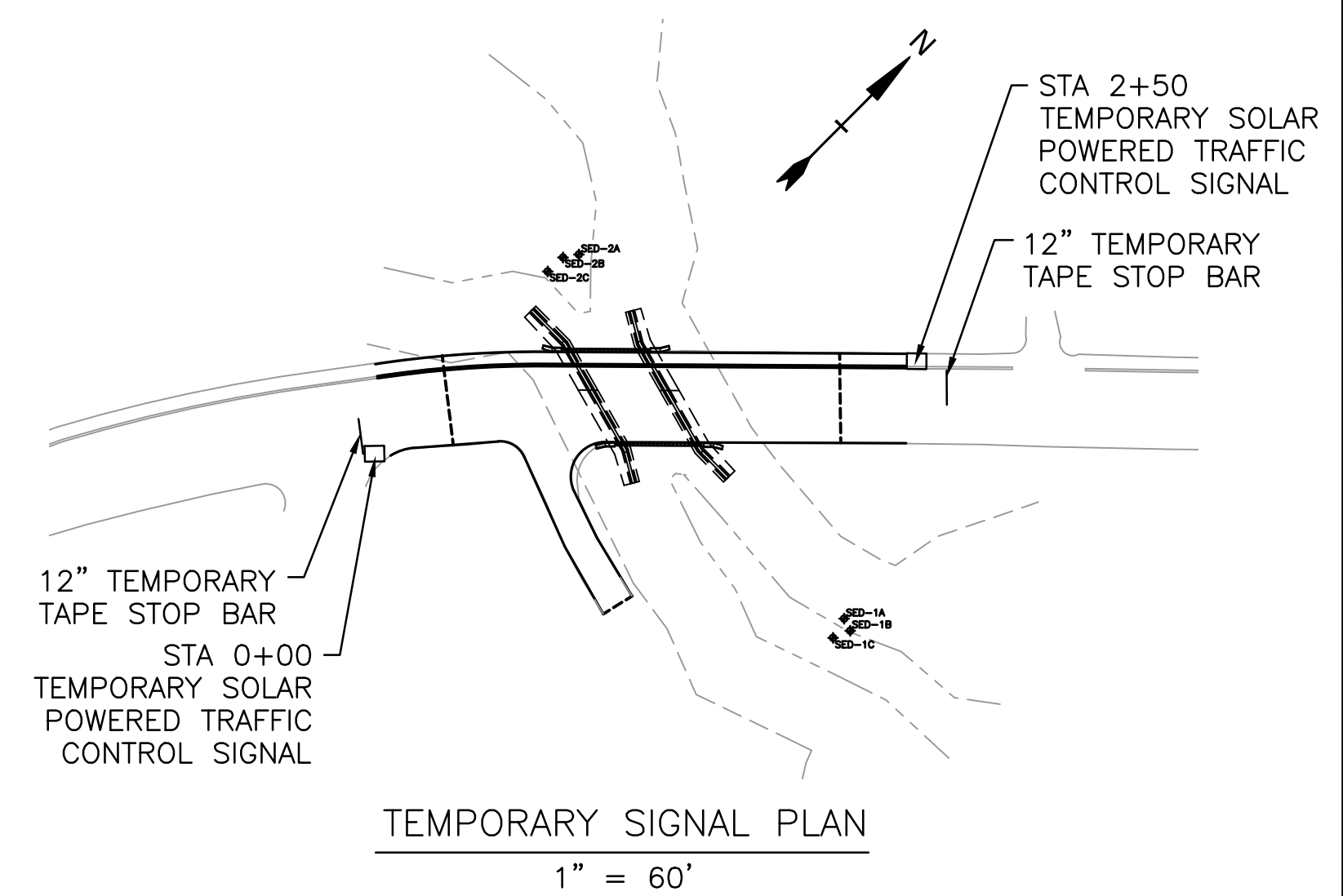
GENERAL NOTES:

1. ALL TEMPORARY TRAFFIC CONTROL WORK SHALL CONFORM TO THE LATEST EDITION OF THE "MANUAL ON UNIFORM TRAFFIC CONTROL DEVICES" (MUTCD) AND ALL REVISIONS, UNLESS SUPERCEDED BY THESE PLANS.
2. ALL SIGN LEGENDS, BORDERS, AND MOUNTING SHALL BE IN ACCORDANCE WITH THE MUTCD.
3. TEMPORARY CONSTRUCTION SIGNING AND ALL OTHER TRAFFIC CONTROL DEVICES SHALL BE IN PLACE PRIOR TO THE START OF ANY WORK.
4. TEMPORARY CONSTRUCTION SIGNING, BARRICADES, AND ALL OTHER NECESSARY WORK ZONE TRAFFIC CONTROL DEVICES SHALL BE REMOVED FROM THE HIGHWAY OR COVERED WHEN THEY ARE NOT REQUIRED FOR CONTROL OF TRAFFIC.
5. SIGNS AND SIGN SUPPORTS LOCATED ON OR NEAR THE TRAVELED WAY, CHANNELIZING DEVICES, BARRIERS, AND CRASH ATTENUATORS MUST PASS THE CRITERIA SET FORTH IN NCHRP REPORT 350, "RECOMMENDED PROCEDURES FOR THE SAFETY PERFORMANCE EVALUATION OF HIGHWAY FEATURES" AND/OR "MANUAL FOR ASSESSING SAFETY HARDWARE" (MASH).
6. CONTRACTORS SHALL NOTIFY EACH ABUTTER AT LEAST 24 HOURS IN ADVANCE OF THE START OF ANY WORK THAT WILL REQUIRE THE TEMPORARY CLOSURE OF ACCESS, SUCH AS CONDUIT INSTALLATION, EXISTING PAVEMENT EXCAVATION, TEMPORARY DRIVEWAY PAVEMENT PLACEMENT, AND SIMILAR OPERATIONS.
7. THE FIRST FIVE PLASTIC DRUMS OF A TAPER SHALL BE MOUNTED WITH TYPE A LIGHTS.
8. THE ADVISORY SPEED LIMIT, IF REQUIRED, SHALL BE DETERMINED BY THE ENGINEER.
9. MAXIMUM SPACING OF TRAFFIC DEVICES IN A TAPER (DRUMS OR CONES) IS EQUAL IN FEET TO THE SPEED LIMIT IN MPH.
10. MINIMUM LANE WIDTH IS TO BE 11 FEET UNLESS OTHERWISE SHOWN. MINIMUM LANE WIDTH TO BE MEASURED FROM THE EDGE OF DRUMS OR MEDIAN BARRIER.
11. ALL SIGNS SHALL BE MOUNTED ON THEIR OWN STANDARD SIGN SUPPORTS.
12. SIGN MA-R2-10a AND MA-R2-10e SHALL BE LOCATED AT THE PROJECT LIMITS FOR THE DURATION OF THE WORK. PORTABLE CHANGEABLE MESSAGE SIGNS SHALL BE PROVIDED ON WEST STREET AT BOTH ENDS OF THE PROJECT LIMITS.



NOTES:

1. DRUM DESIGN AND APPLICATION SHALL BE AS PER THE CURRENT EDITION OF THE MUTCD.
2. DRUMS SHALL BE APPROXIMATELY 36" IN HEIGHT, HAVING A MINIMUM WALL THICKNESS OF 3/32" AND A MINIMUM DIAMETER OF 18" REGARDLESS OF ORIENTATION.
3. DRUM MATERIAL MUST BE APPROVED UV RESISTANT, LOW DENSITY, IMPACT RESISTANT, LINEAR POLYETHYLENE (OR APPROVED EQUIVALENT).
4. SHEETING SHALL BE APPROVED ORANGE AND WHITE TYPE IV REFLECTORIZED SHEETING CONFORMING TO M9.30.0.
5. ALL DRUMS SHALL BE WELL MAINTAINED INCLUDING REMOVAL OF DUST OR ROAD FILM, SO AS NOT TO REDUCE REFLECTIVE EFFICIENCY. WHEN A DRUM LOSES TARGET VALUE IT SHALL BE REPLACED.
6. STORE UNUSED DRUMS IN ONE LOCATION, AWAY FROM ALL TRAFFIC, OR REMOVE FROM SITE ENTIRELY.

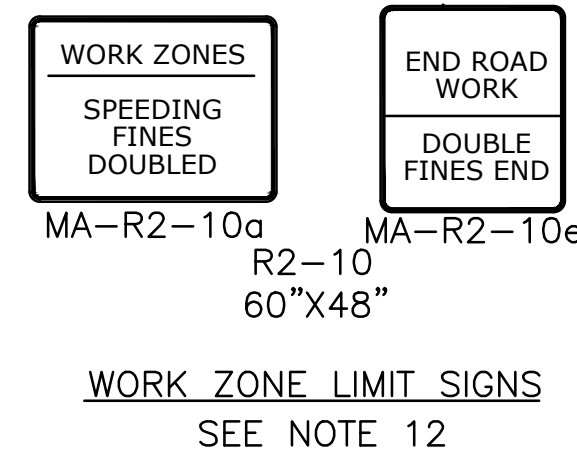


NOTES:

1. TEMPORARY SIGNALS SHALL BE ADJUSTED FOR VEHICLE DETECTION, TIMING, AND LOCATION DURING CONSTRUCTION.
2. SIGNAL LOCATION SHALL BE COORDINATED WITH THE CONSTRUCTION PHASING PLAN.

LEGEND

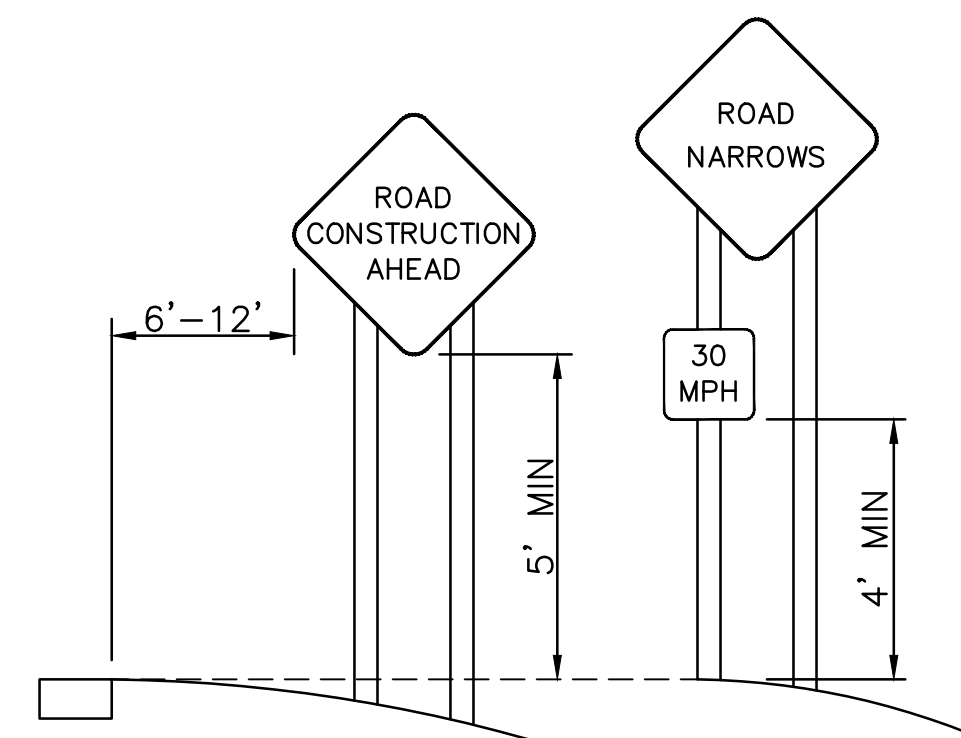
- REFLECTORIZED PLASTIC DRUM OR 36" CONE
- P/F POLICE/FLAGGER DETAIL
- TYPE III BARRICADE
- CHANGEABLE MESSAGE SIGN
- ARROW BOARD
- WORK ZONE
- DIRECTION OF TRAFFIC
- IMPACT ATTENUATOR
- MEDIAN BARRIER
- MEDIAN BARRIER WITH WARNING LIGHTS
- WORK VEHICLE
- TRUCK MOUNTED ATTENUATOR
- TRAFFIC OR PEDESTRIAN SIGNAL
- SIGN



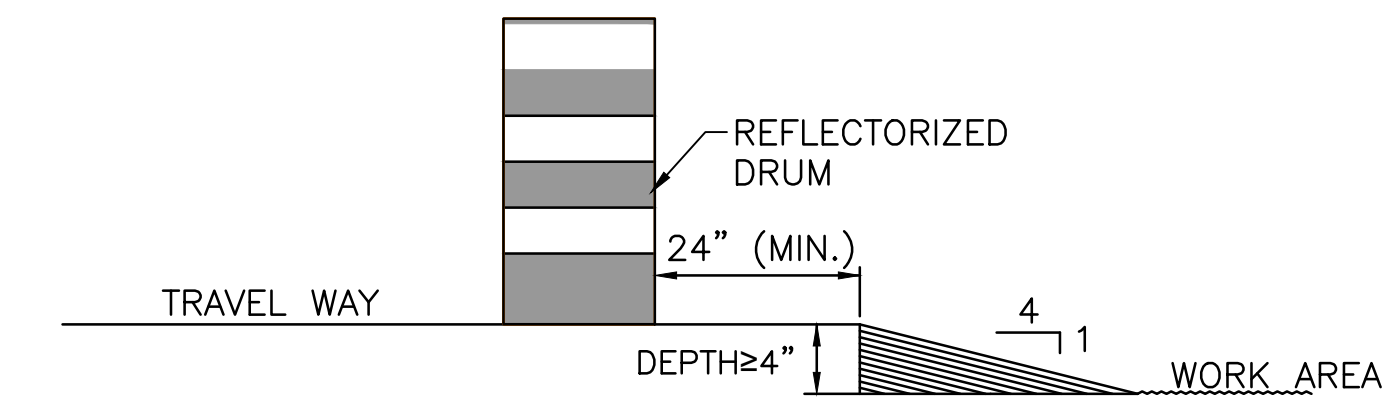
FORMULAS FOR DETERMINING TAPER LENGTHS

SPEED LIMIT (S)	TAPER LENGTH (L) FEET
40 MPH OR LESS	$L = \frac{WS^2}{60}$
45 MPH OR MORE	$L = WS$

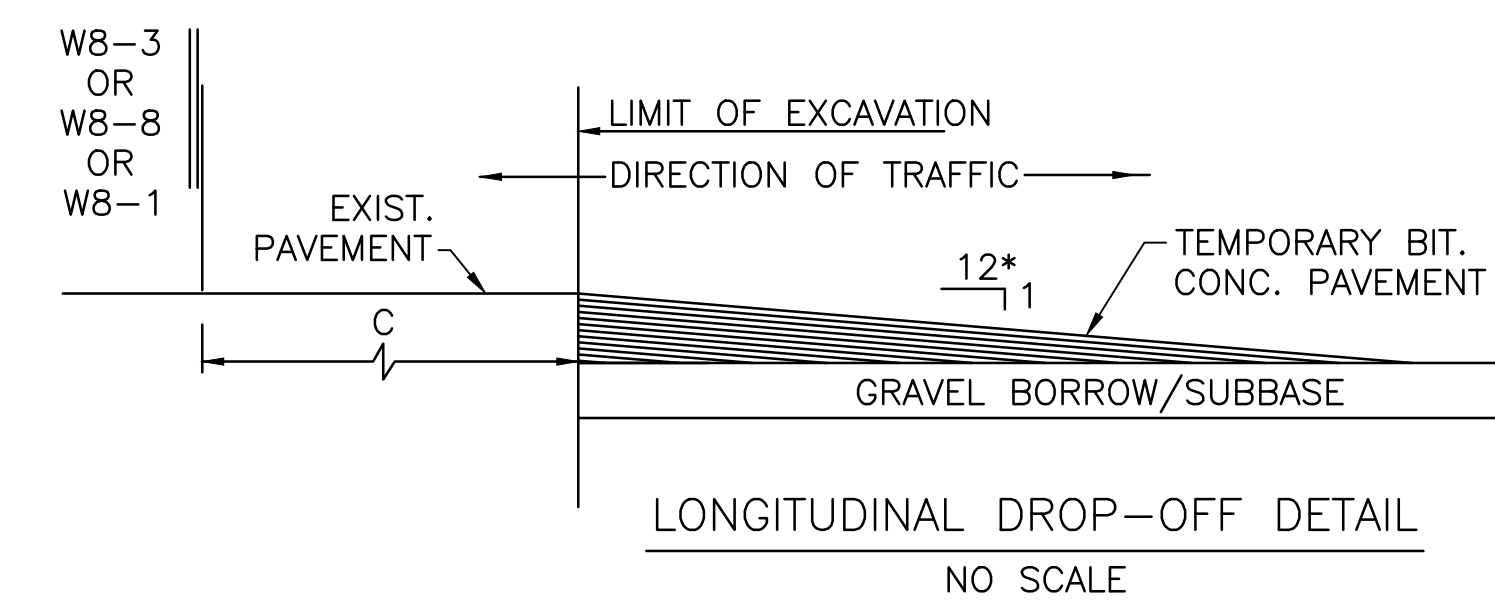
WHERE:
 L = TAPER LENGTH IN FEET
 W = WIDTH OF OFFSET IN FEET
 S = POSTED SPEED LIMIT, OR OFF-PEAK 85TH-PERCENTILE SPEED PRIOR TO WORK STARTING, OR THE ANTICIPATED OPERATING SPEED IN MPH



TYPICAL INSTALLATION OF PROJECT SIGNS



LATERAL DROP-OFF DETAIL
NO SCALE



LONGITUDINAL DROP-OFF DETAIL
NO SCALE

* - INCREASE SLOPE RATIO FOR HIGHER SPEEDS

LATERAL AND LONGITUDINAL DROP-OFF DETAILS

Last Saved: 2/3/2023 1:19pm By: SSK
 Plotted On: Feb 09, 2023, 1:19pm By: SSK
 Tighe & Bond: 2100 Gardner Road, Gardner, MA 01450
 Figures: AutoCAD, Sheet: Current Drawings: G0384-T60_5-9_SITE PLAN DETAILS.dwg



Keyes Road Over Wilder Brook Culvert Replacement

City of Gardner

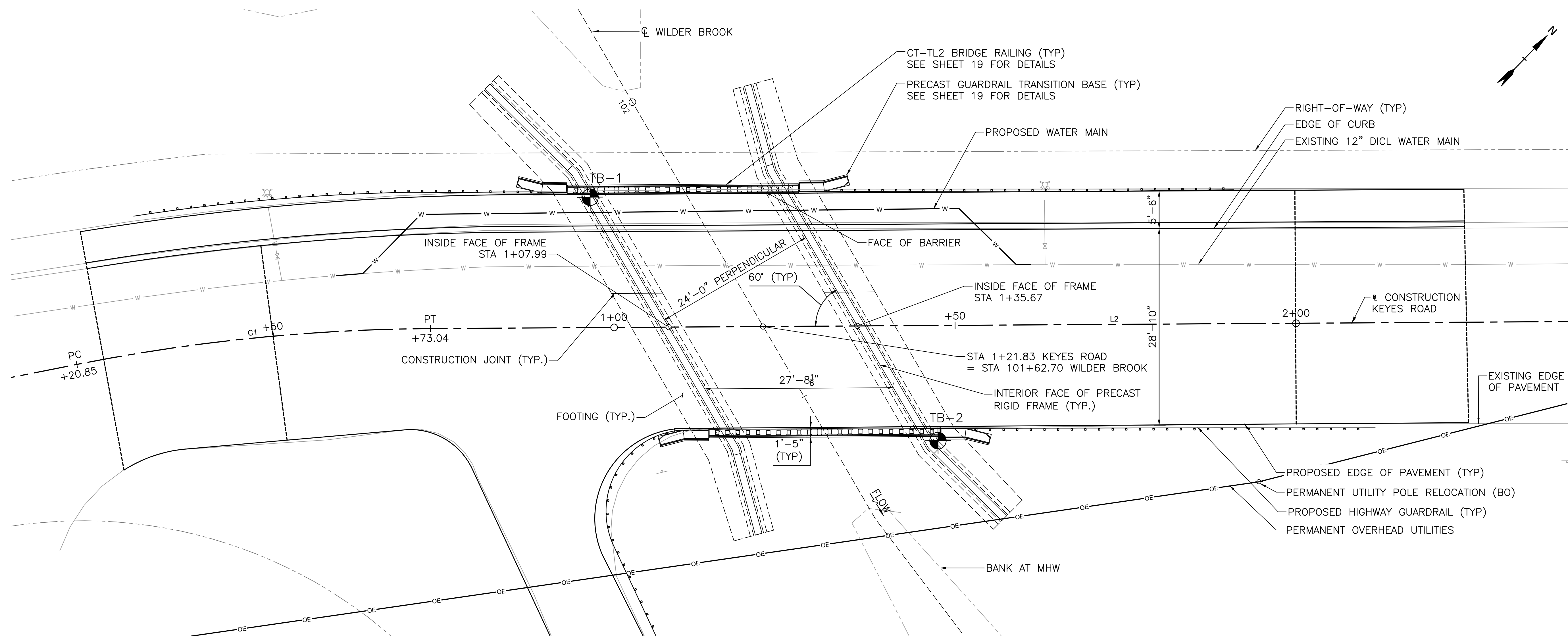


Gardner, Massachusetts

MassDOT Bridge No. G-01-025, BIN CD5

MARK	DATE	DESCRIPTION
PROJECT NO:	G0384-060	
DATE:	FEBRUARY 2023	
FILE:	G0384-T60_5-9_SITE PLAN DETAILS.dwg	
DRAWN BY:	SDS, RMC	
DESIGNED/CHECKED BY:	AGB, MPW, AML, JRI	
APPROVED BY:	DSH	

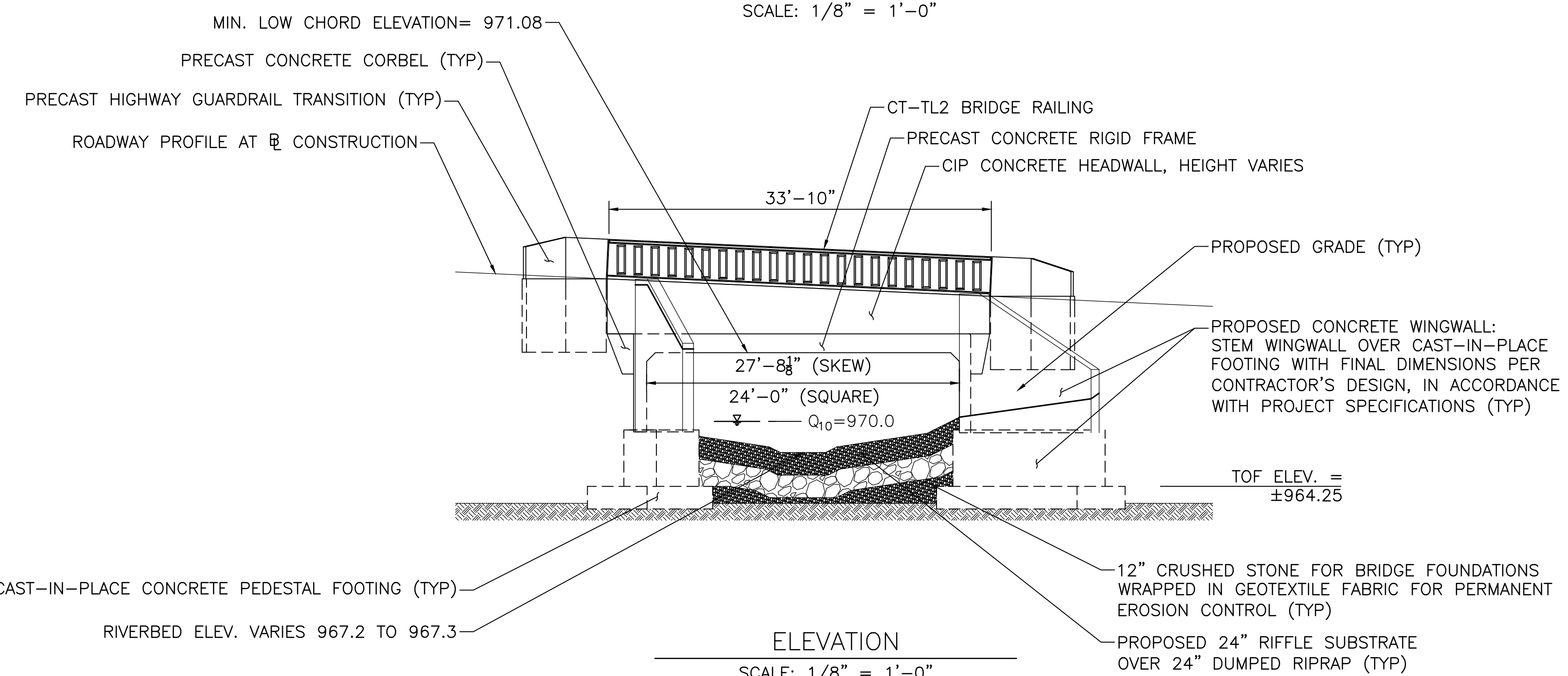
TEMPORARY TRAFFIC CONTROL PLAN

SCALE: AS SHOWN



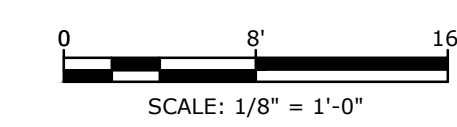
GENERAL BRIDGE PLAN

SCALE: 1/8" = 1'-0"



ELEVATION

SCALE: 1/8" = 1'-0"



COMMONWEALTH OF MASSACHUSETTS
MassDOT, Highway Division
**CONCEPTUAL DESIGN IS ACCEPTABLE
TO MASSDOT FOR CONTRACTING**
DATE: 3/17/2023
STATE BRIDGE ENGINEER

**Keyes Road
Over Wilder
Brook
Culvert
Replacement**

City of Gardner

Gardner,
Massachusetts

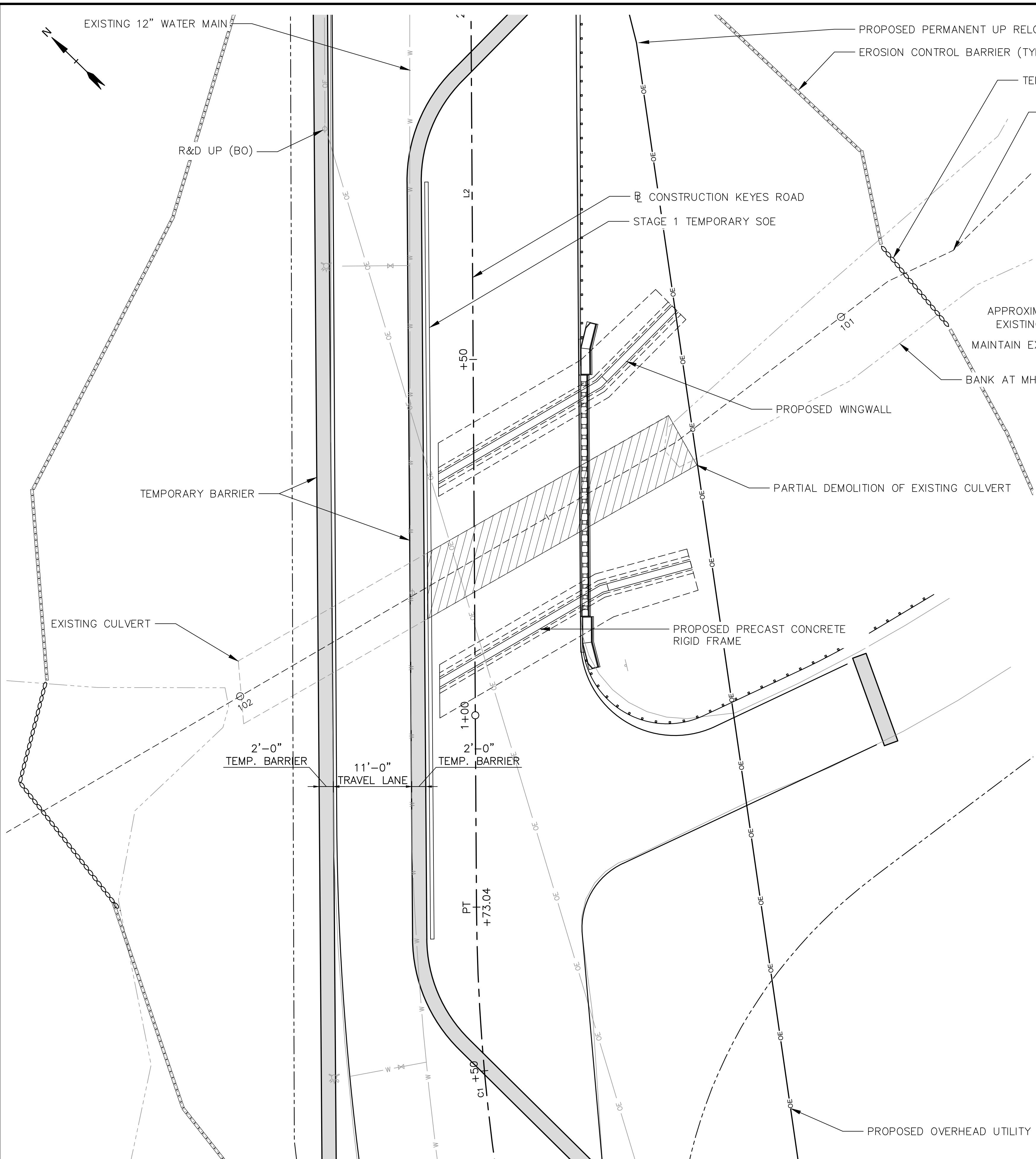

MassDOT Bridge No.
G-01-025, BIN CD5

MARK	DATE	DESCRIPTION
PROJECT NO:	G0384-060	
DATE:	FEBRUARY 2023	
FILE:	G0384-T60_11_BRIDGE_PLAN.dwg	
DRAWN BY:	SDS, RMC	
DESIGNED/CHECKED BY:	AGB, MPW, AML, JRI	
APPROVED BY:	DSH	

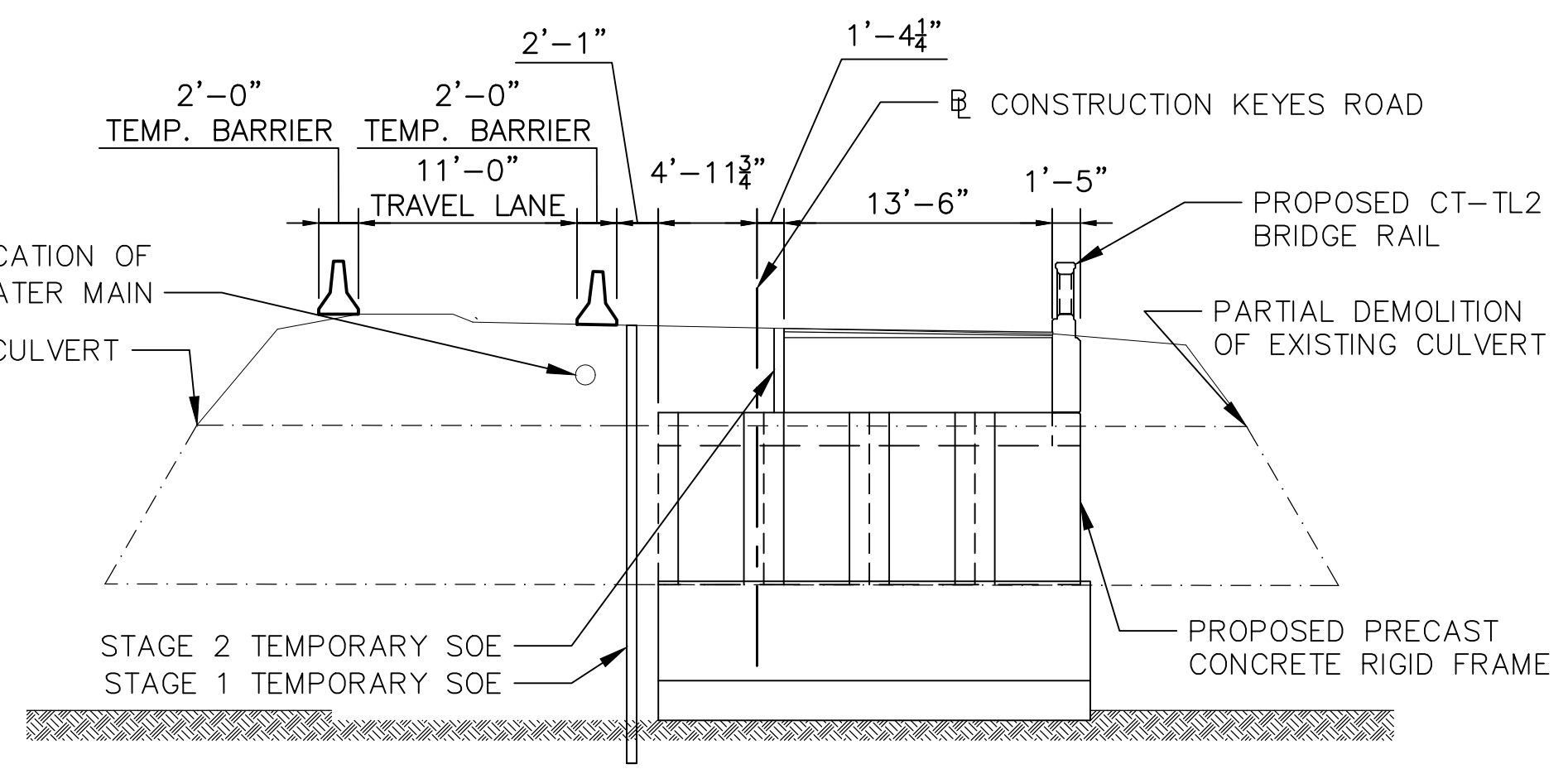
GENERAL BRIDGE PLAN &
ELEVATION

SCALE: 1/8" = 1'-0"

Last Saved: 2/3/2023 1:19pm By: SSK
 Plotted On: Feb 09, 2023, 1:19pm By: SSK
 Tighe & Bond: 2100 Gardner St, Gardner, MA 01450
 Keyes Road Culvert Replacement Drawings - Figures AutoCAD Sheet (Current Drawings) G0384-T60_11_BRIDGE_PLAN.dwg



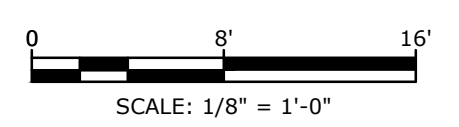
POTENTIAL CONSTRUCTION STAGE 1 PLAN
SCALE: 1/8" = 1'-0"



SECTION
SCALE: 1/8" = 1'-0"

POTENTIAL STAGE 1 CONSTRUCTION SEQUENCE NOTES:

1. RELOCATE OVERHEAD UTILITY LOCATIONS (BY OTHERS).
2. INSTALL TEMPORARY SEDIMENTATION AND EROSION CONTROL MEASURES.
3. INSTALL SEDIMENT TRAP FOR DEWATERING OF EXCAVATIONS.
4. REMOVE AND DISPOSE EXISTING SIDEWALK AND CURB AND WIDEN ROAD TO THE NORTH. INSTALL TEMPORARY PRECAST CONCRETE BARRIER CURB ALONG NEW NORTH EDGE OF ROAD FOR MAINTENANCE AND PROTECTION OF TRAFFIC.
5. INSTALL TEMPORARY COFFERDAMS AND TEMPORARY STREAM BYPASS.
6. INSTALL TEMPORARY TRAFFIC SIGNALS, CONSTRUCTION SIGNAGE, STRIPING, BARREL ARRAYS, AND TEMPORARY PRECAST CONCRETE BARRIER CURB. MAINTAIN ALTERNATING ONE-WAY TRAFFIC ALONG NORTH EDGE OF ROAD.
7. STABILIZE THE CORRUGATED METAL PIPE (CMP) CULVERT SUCH AS WITH FLOWABLE FILL OR OTHER APPROVED METHOD PRIOR TO COMMENCING DEMOLITION.
8. INSTALL STAGE 1 TEMPORARY SUPPORT OF EXCAVATION WHILE PROTECTING ADJACENT EXISTING UTILITIES.
9. COMPLETE EXCAVATION AND REMOVAL OF EXISTING CMP THROUGH LIMITS OF STAGE 1 CONSTRUCTION.
10. INSTALL GRANULAR FILL, CAST-IN-PLACE FOOTINGS, RIPRAP AND NATURAL STREAMBED MATERIAL THROUGH LIMITS OF STAGE 1 CONSTRUCTION.
11. INSTALL PRECAST RIGID FRAME UNITS AND SOUTH WINGWALLS.
12. CONSTRUCT SOUTH HEADWALL.
13. BACKFILL RIGID FRAME. CONSTRUCT STAGE 2 TEMPORARY SUPPORT OF EXCAVATION/MSE WALL IN CONJUNCTION WITH BACKFILL OPERATION. THE TEMPORARY MSE WALL IS TO RETAIN BACKFILL BEHIND THE FRAME LEGS AND OVER THE TOP OF THE FRAME.
14. CONSTRUCT ROADWAY SUBBASE AND INTERMEDIATE COURSE THROUGH LIMITS OF STAGE 1 CONSTRUCTION. INSTALL TEMPORARY PRECAST CONCRETE BARRIER CURB ALONG NORTH AND SOUTH EDGES OF ROAD THROUGH LIMITS OF STAGE 1 CONSTRUCTION.



COMMONWEALTH OF MASSACHUSETTS
MassDOT, Highway Division
**CONCEPTUAL DESIGN IS ACCEPTABLE
TO MASSDOT FOR CONTRACTING**

Andrea Lacasse
STATE BRIDGE ENGINEER
3/17/2023
DATE

**Keyes Road
Over Wilder
Brook
Culvert
Replacement**

City of Gardner

Gardner,
Massachusetts

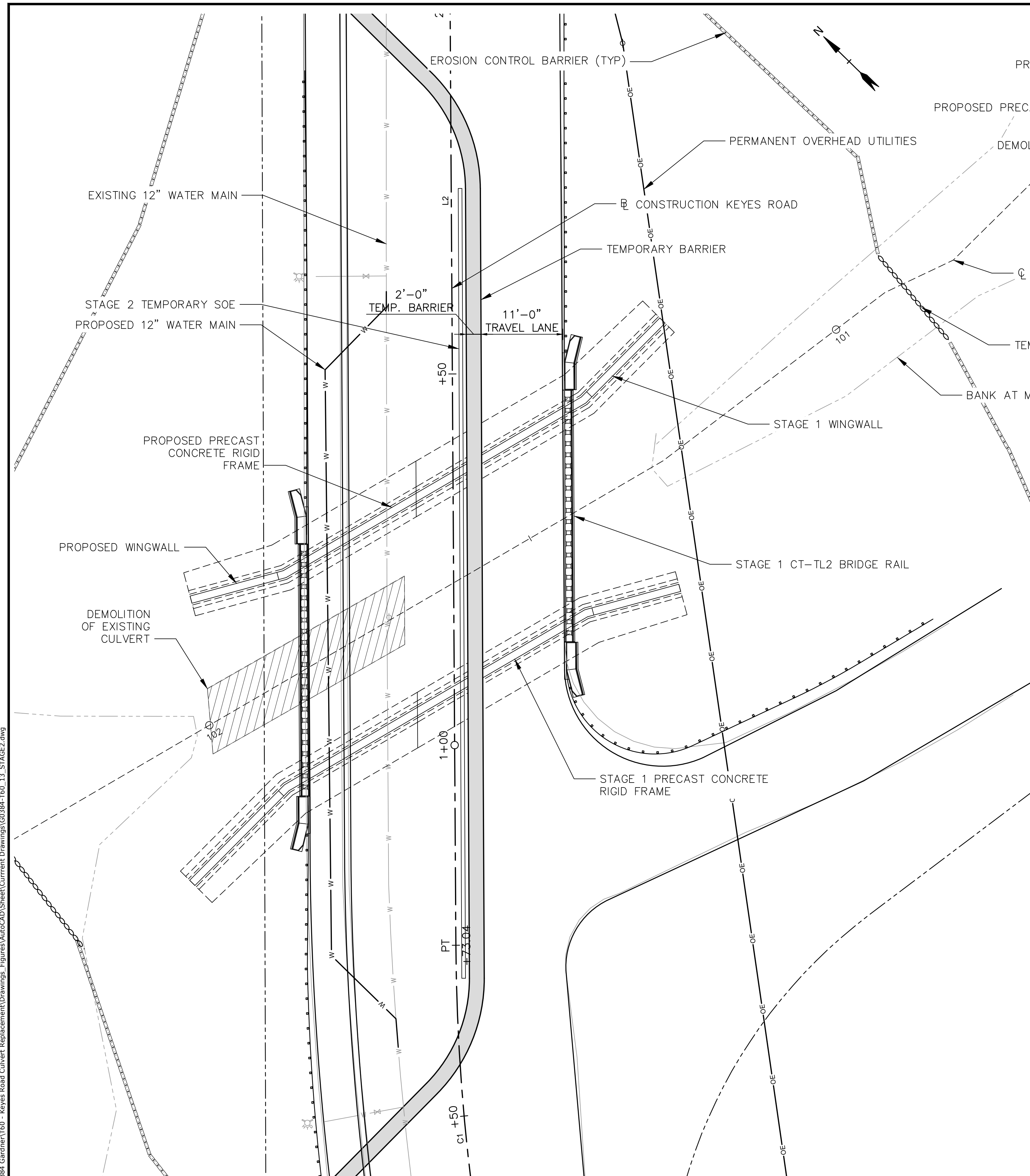


MassDOT Bridge No.
G-01-025, BIN CD5

MARK	DATE	DESCRIPTION
PROJECT NO:	G0384-060	
DATE:	FEBRUARY 2023	
FILE:	G0384-T60_12_STAGE1.dwg	
DRAWN BY:	SDS, RMC	
DESIGNED/CHECKED BY:	AGB, MPW, AML, JRI	
APPROVED BY:	DSH	

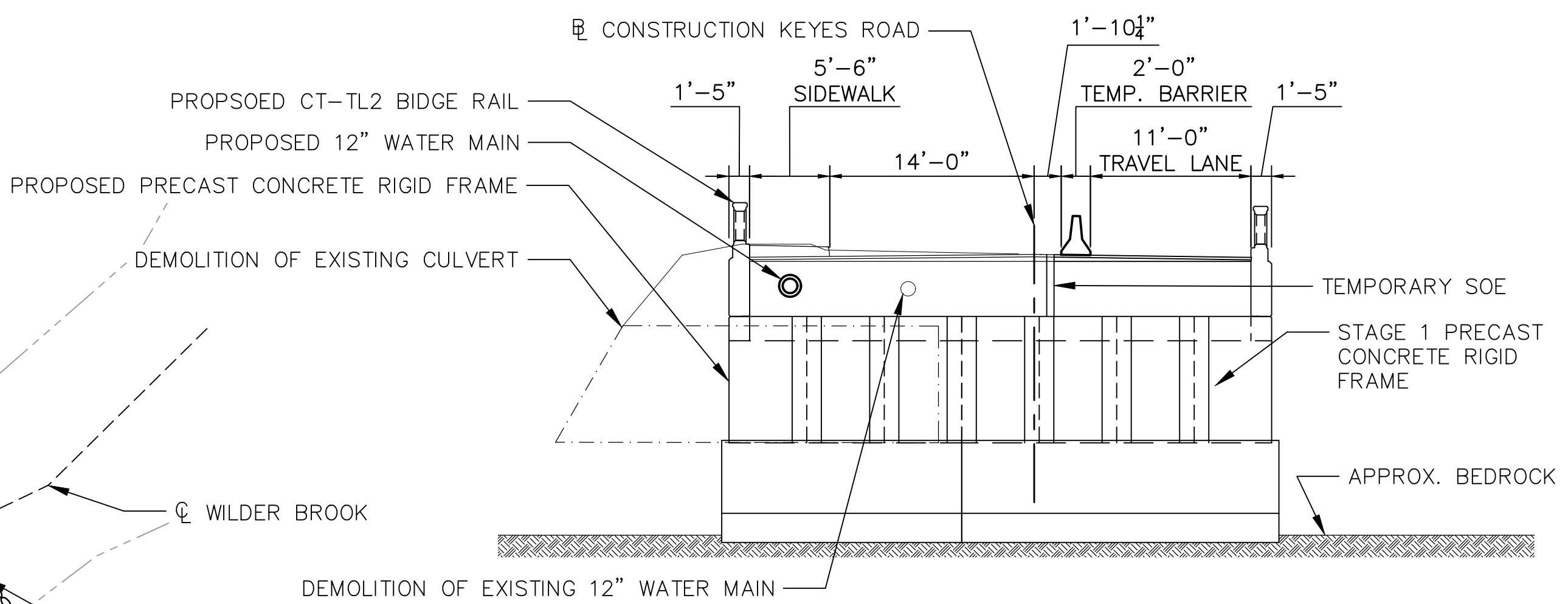
POTENTIAL CONSTRUCTION
STAGE 1 PLAN & SECTION

SCALE: 1/8" = 1'-0"

Last Saved: 2/9/2023 1:20pm By: SSK
 Plotted On: Feb 09, 2023 1:20pm By: SSK
 Tighe & Bond: C:\Users\SSK\OneDrive - Tighe & Bond\Documents\Drawings\G0384-T60_12_STAGE1.dwg



POTENTIAL CONSTRUCTION STAGE 2 PLAN
SCALE: 1/8" = 1'-0"



SECTION
SCALE: 1/8" = 1'-0"

POTENTIAL STAGE 2 CONSTRUCTION SEQUENCE NOTES:

1. RELOCATE SEDIMENT TRAP FOR DEWATERING OF EXCAVATIONS.
2. RELOCATE TEMPORARY PRECAST CONCRETE BARRIER CURB AND BARREL ARRAYS AT PROJECT LIMITS AS REQUIRED TO SHIFT ALTERNATING ONE-WAY TRAFFIC TO NEWLY CONSTRUCTED ROADWAY.
3. RELOCATE TEMPORARY TRAFFIC SIGNALS AND STOP BARS.
4. ESTABLISH TEMPORARY WATER MAIN BYPASS FROM HYDRANT TO HYDRANT AND PROTECT DURING CONSTRUCTION. REMOVE AND DISPOSE EXISTING WATER MAIN.
5. REMOVE ANY TEMPORARY PRECAST CONCRETE BARRIER CURB THAT IS NO LONGER NEEDED FOR TRAFFIC CONTROL. COMPLETE EXCAVATION AND REMOVAL OF EXISTING CMP THROUGH LIMITS OF STAGE 2 CONSTRUCTION.
6. REMOVE STAGE 1 TEMPORARY SUPPORT OF EXCAVATION.
7. INSTALL GRANULAR FILL, CAST-IN-PLACE FOOTINGS, RIPRAP AND NATURAL STREAMBED MATERIAL THROUGH LIMITS OF STAGE 2 CONSTRUCTION.
8. INSTALL REMAINING PRECAST RIGID FRAME UNITS AND NORTH WINGWALLS.
9. CONSTRUCT NORTH HEADWALL.
10. BACKFILL RIGID FRAME. AT STAGE LINE, CUT AND REMOVE ANY PORTION OF THE TEMPORARY MSE WALL THAT WOULD INTERFERE WITH PAVING OPERATIONS.
11. INSTALL PROPOSED WATER MAIN AS SHOWN ON THE SITE PLAN.
12. CONSTRUCT ROADWAY SUBBASE AND INTERMEDIATE COURSE THROUGH LIMITS OF STAGE 2 CONSTRUCTION.
13. CONSTRUCT SIDEWALK, SURFACE COURSE PAVEMENT, GUARDRAIL, AND PAVEMENT MARKINGS THROUGH PROJECT LIMITS.

**Keyes Road
Over Wilder
Brook
Culvert
Replacement**

City of Gardner

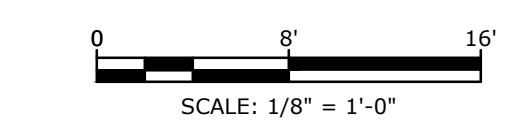
Gardner,
Massachusetts

MassDOT Bridge No.
G-01-025, BIN CD5

MARK	DATE	DESCRIPTION
PROJECT NO:	G0384-060	
DATE:	FEBRUARY 2023	
FILE:	G0384-T60_13_STAGE2.dwg	
DRAWN BY:	SDS, RMC	
DESIGNED/CHECKED BY:	AGB, MPW, AML, JRI	
APPROVED BY:	DSH	

POTENTIAL CONSTRUCTION
STAGE 2 PLAN & SECTION

SCALE: 1/8" = 1'-0"

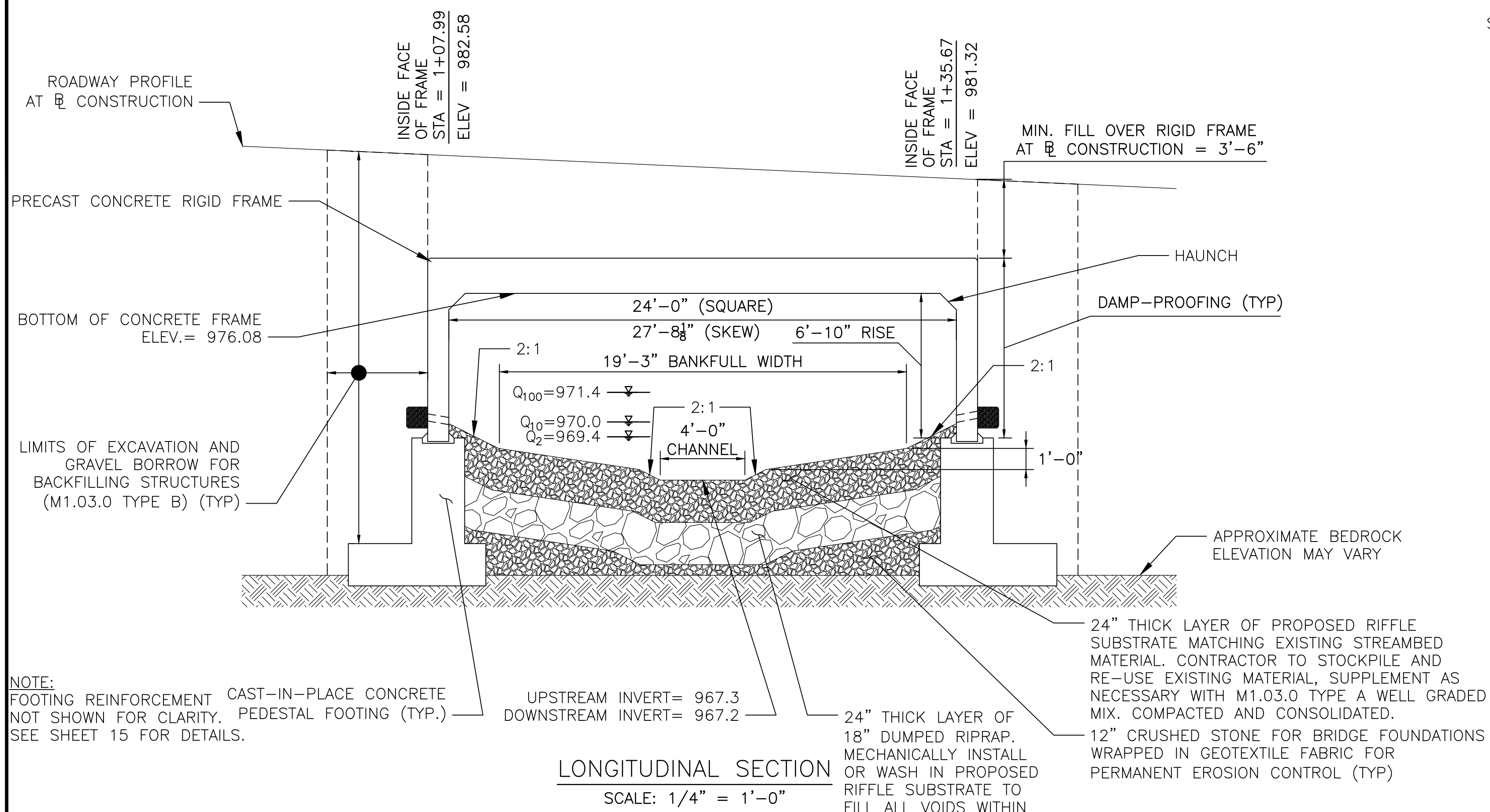




COMMONWEALTH OF MASSACHUSETTS
MassDOT, Highway Division
**CONCEPTUAL DESIGN IS ACCEPTABLE
TO MASSDOT FOR CONTRACTING**

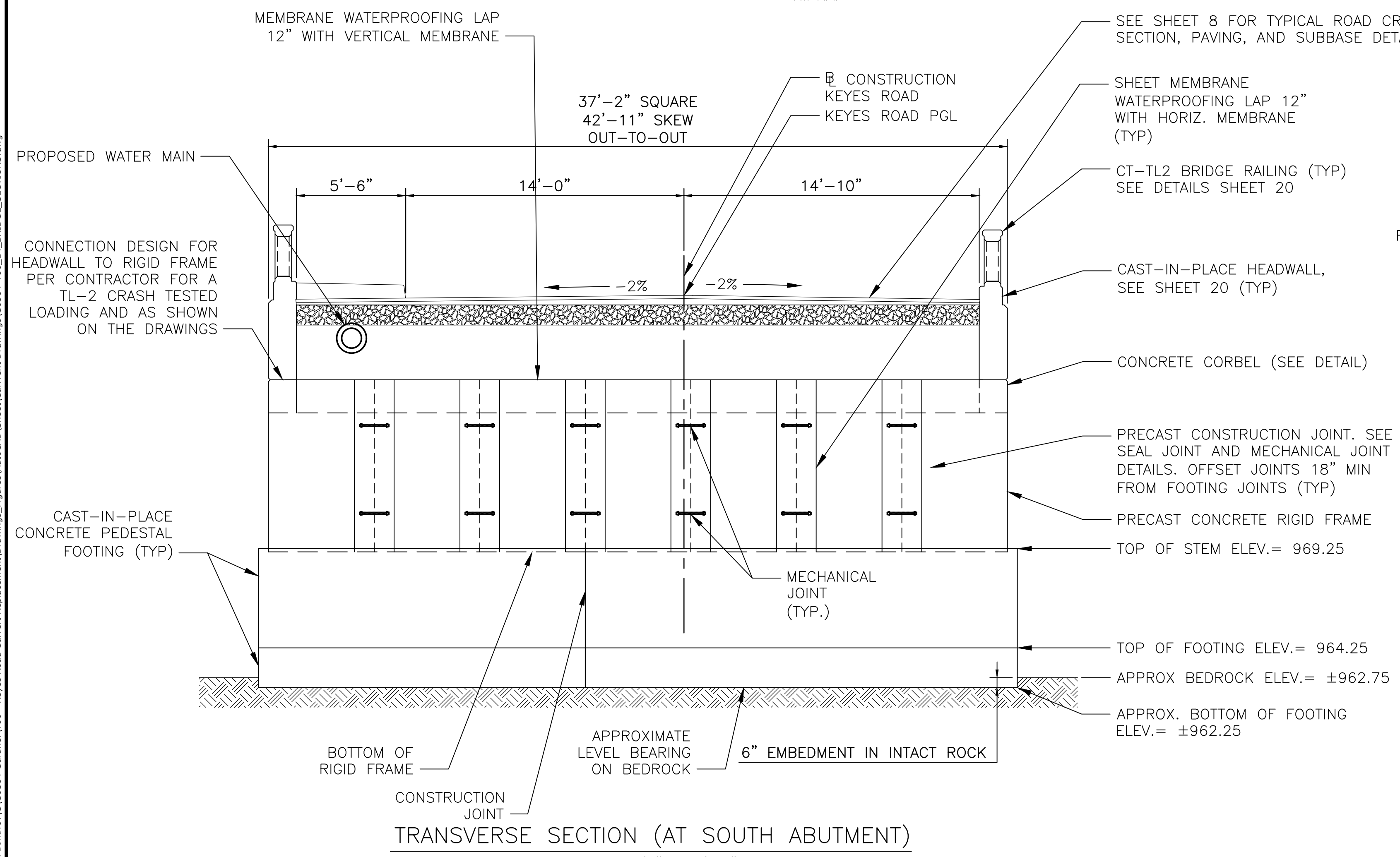
[Signature]
STATE BRIDGE ENGINEER

3/17/2023
DATE

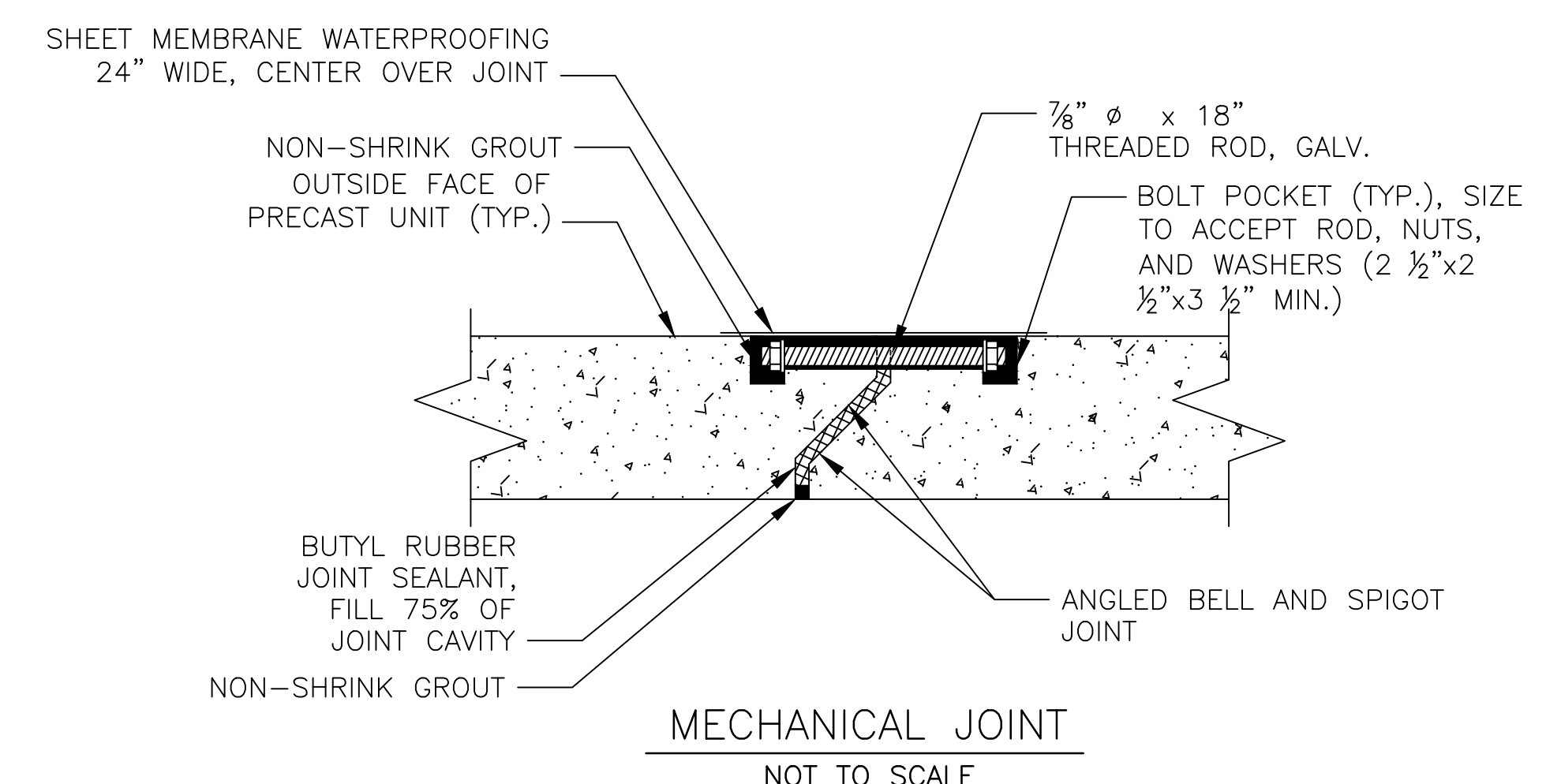
Last Saved: 2/9/2023 1:20pm By: SSK
 Plotted On: Feb 09, 2023 1:20pm By: SSK
 Title & Board: G:\G0384-Gardner\100 - Keyes Road Culvert Replacement\Drawings - Figures\AutoCAD\Sheet\Current Drawings\G0384-T60_13_STAGE2.dwg



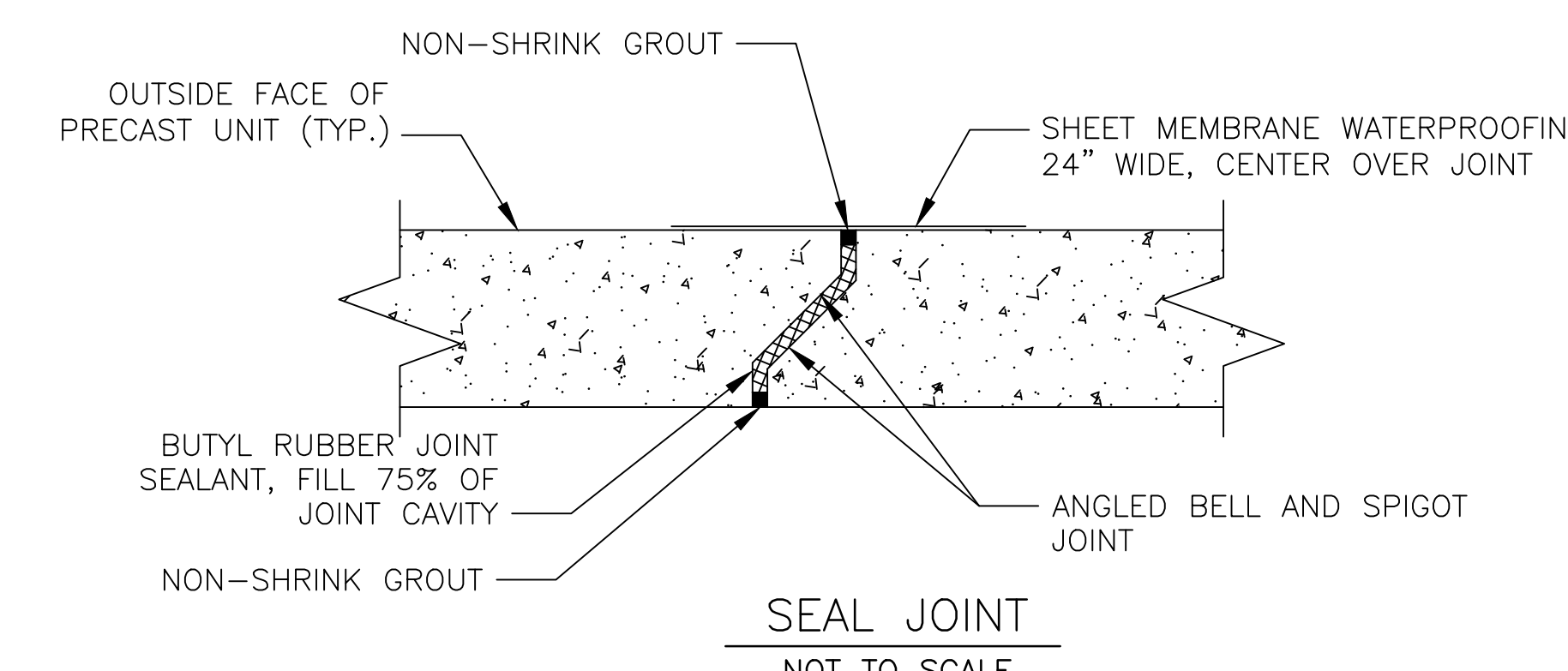
LONGITUDINAL SECTION
SCALE: 1/4" = 1'-0"



TRANSVERSE SECTION (AT SOUTH ABUTMENT)
SCALE: 1/4" = 1'-0"



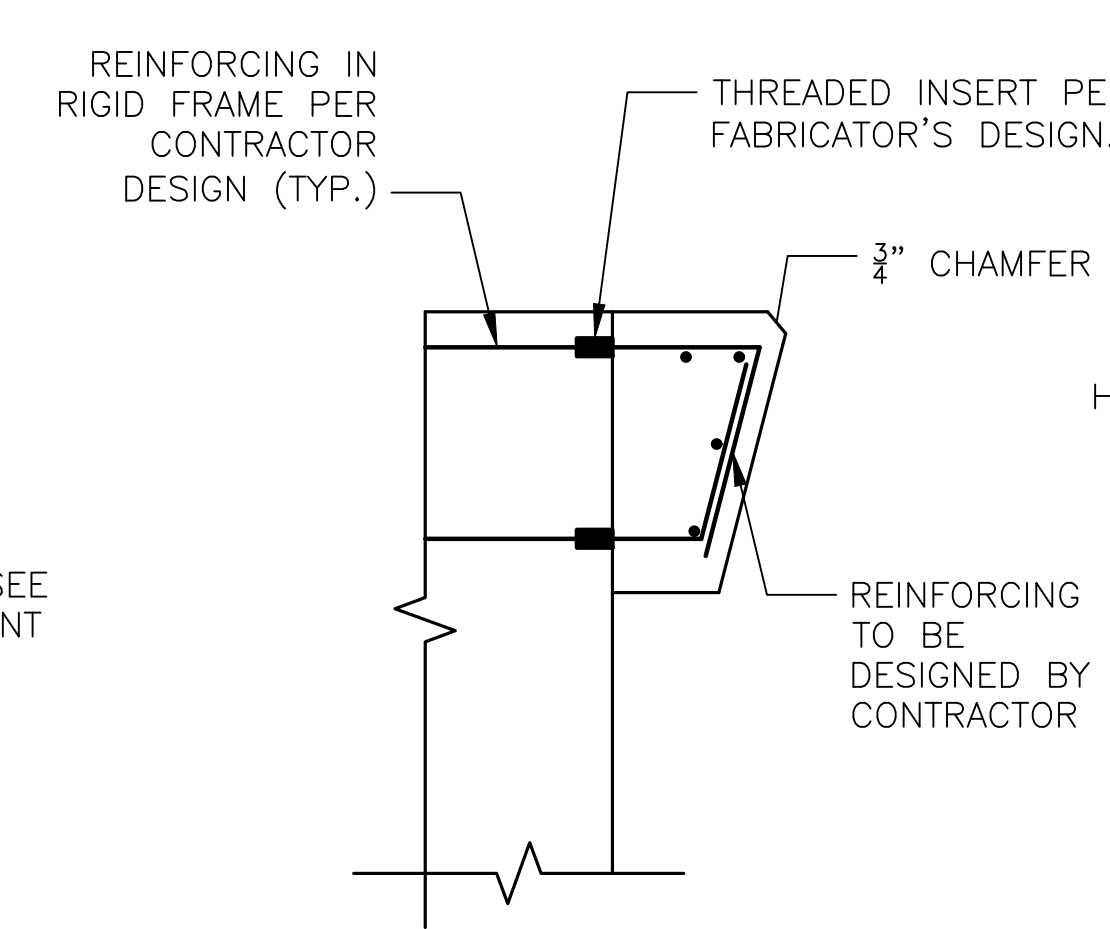
MECHANICAL JOINT
NOT TO SCALE



SEAL JOINT
NOT TO SCALE

JOINT SEALANT NOTES:

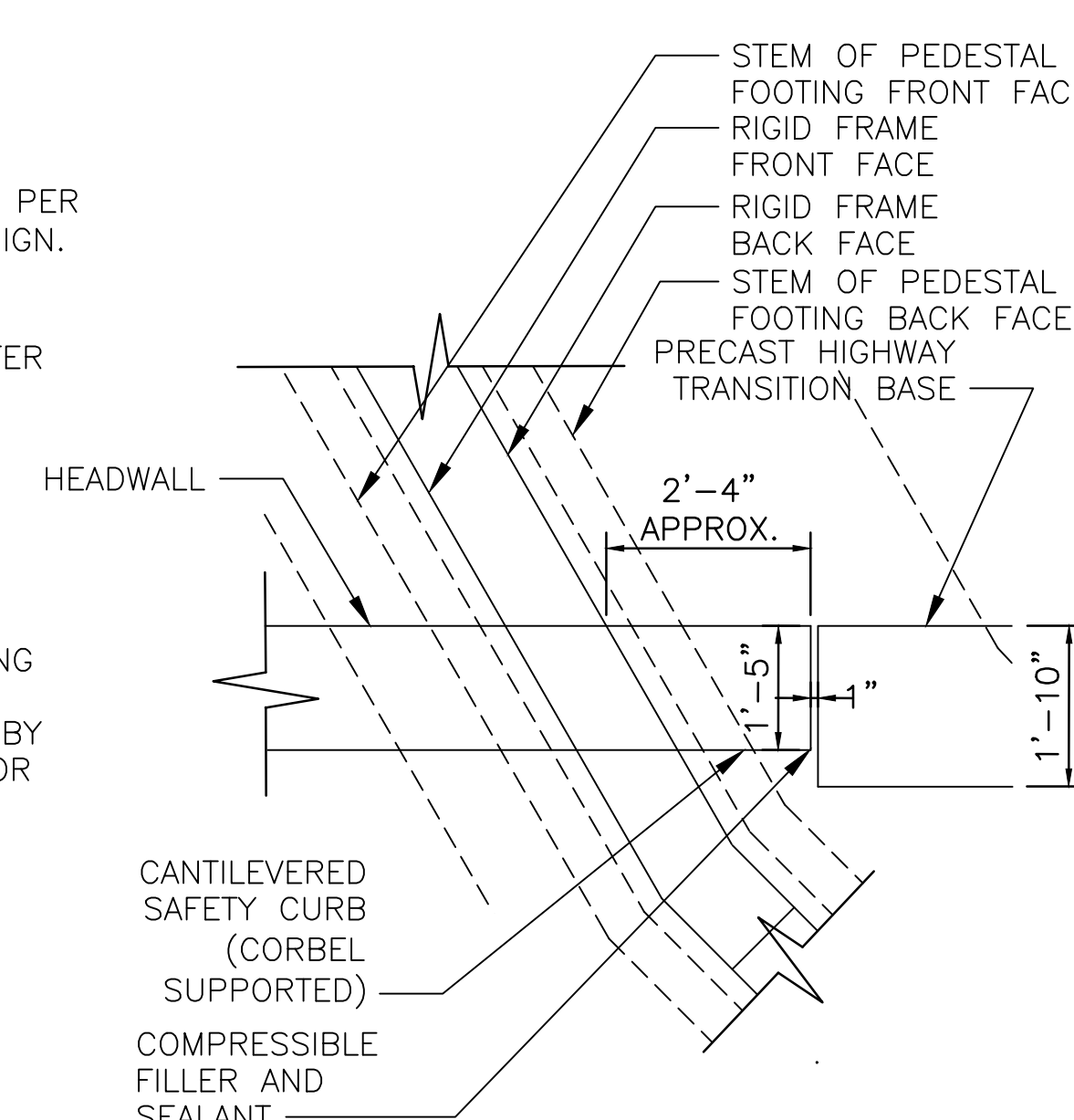
1. PROVIDE BUTYL RUBBER JOINT SEALANT (AASHTO M-198) BETWEEN PRECAST CONCRETE UNITS.
2. PROVIDE A MINIMUM OF 7 MECHANICAL CONNECTORS BETWEEN EACH RIGID FRAME UNITS (3 ON TOP AND 2 ON EACH SIDE) AND 2 MECHANICAL CONNECTORS BETWEEN WINGWALL UNITS.
3. ALL BOLT POCKETS SHALL BE FILLED WITH NON-SHRINK GROUT.
4. SHEET MEMBRANE SHALL BE PLACED IN 2-FOOT WIDE STRIPS, CENTERED OVER THE TOP AND/OR SIDES OF EACH JOINT.



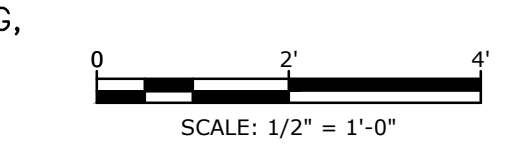
PRECAST CONCRETE CORBEL
NOT TO SCALE

CONCRETE CORBEL NOTES:

1. REINFORCEMENT IS SHOWN FOR SCHEMATIC PURPOSES ONLY.
2. CONTRACTOR IS RESPONSIBLE FOR CORBEL DIMENSIONS, REINFORCING, AND DESIGN.



HORIZONTAL SECTION AT SPLAYED WINGWALL
SCALE: 1/2" = 1'-0"



COMMONWEALTH OF MASSACHUSETTS
MassDOT, Highway Division
CONCEPTUAL DESIGN IS ACCEPTABLE TO MASSDOT FOR CONTRACTING
3/17/2023
DATE

Keyes Road Over Wilder Brook Culvert Replacement

City of Gardner

Gardner, Massachusetts

MassDOT Bridge No. G-01-025, BIN CD5

MARK	DATE	DESCRIPTION
PROJECT NO:	G0384-060	
DATE:	FEBRUARY 2023	
FILE:	G0384-T60_14_BRIDGE_SECTIONS.dwg	
DRAWN BY:	SDS, RMC	
DESIGNED/CHECKED BY:	AGB, MPW, AML, JRI	
APPROVED BY:	DSH	

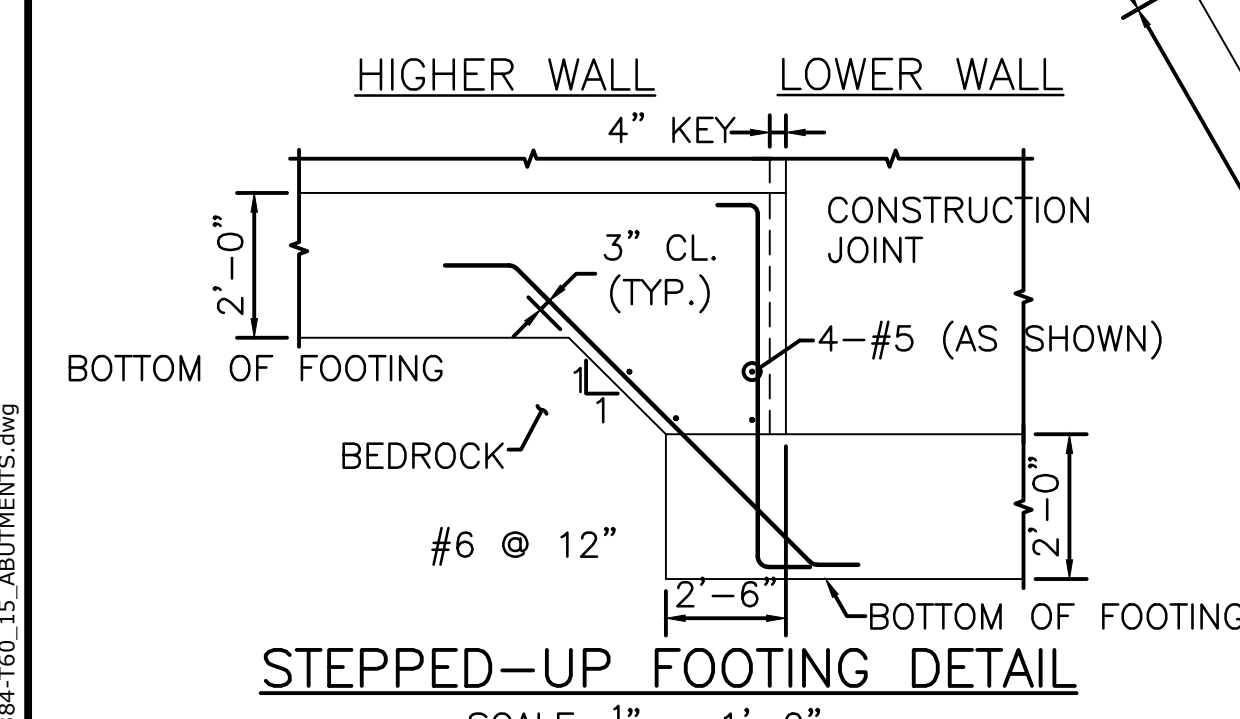
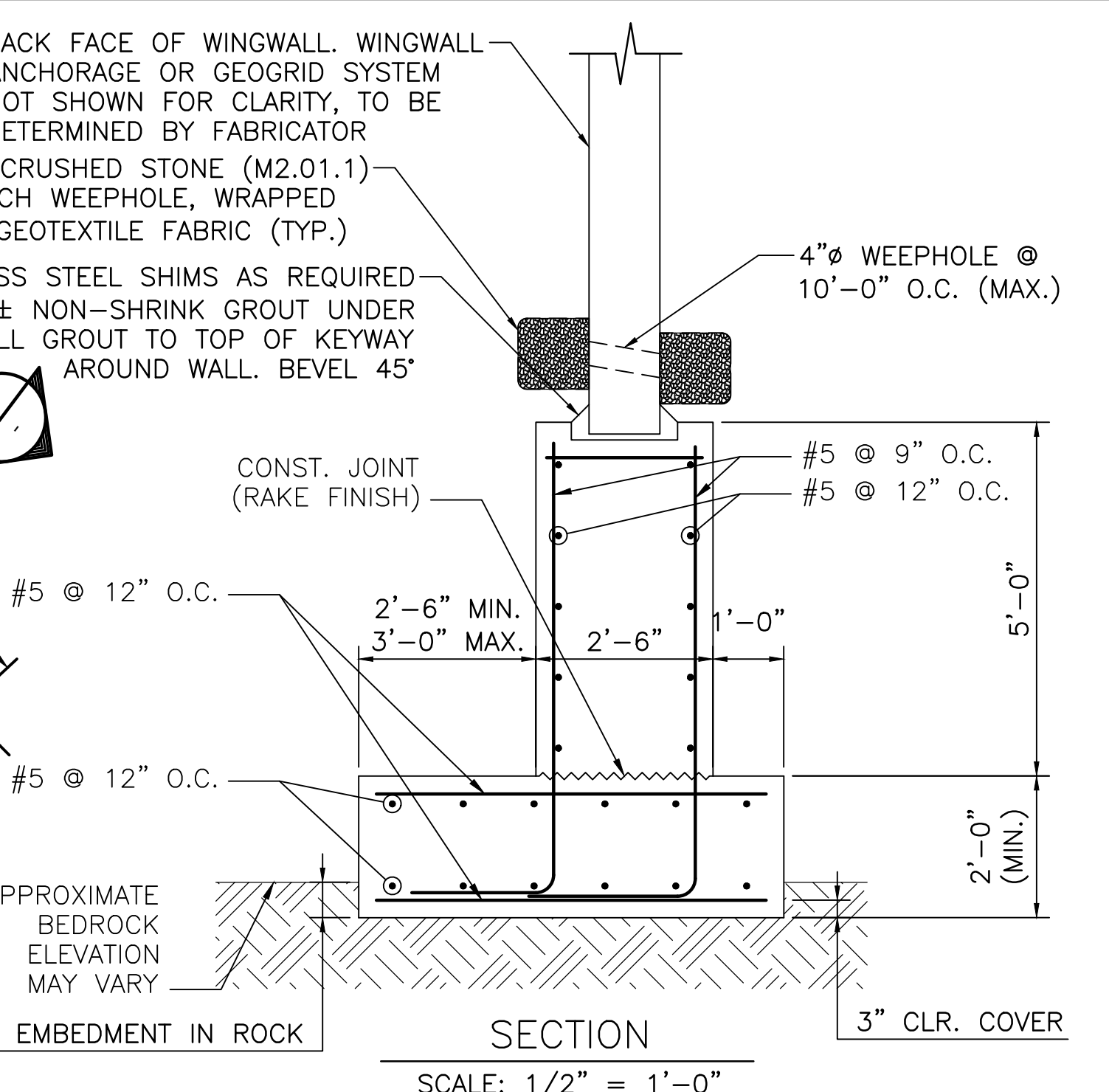
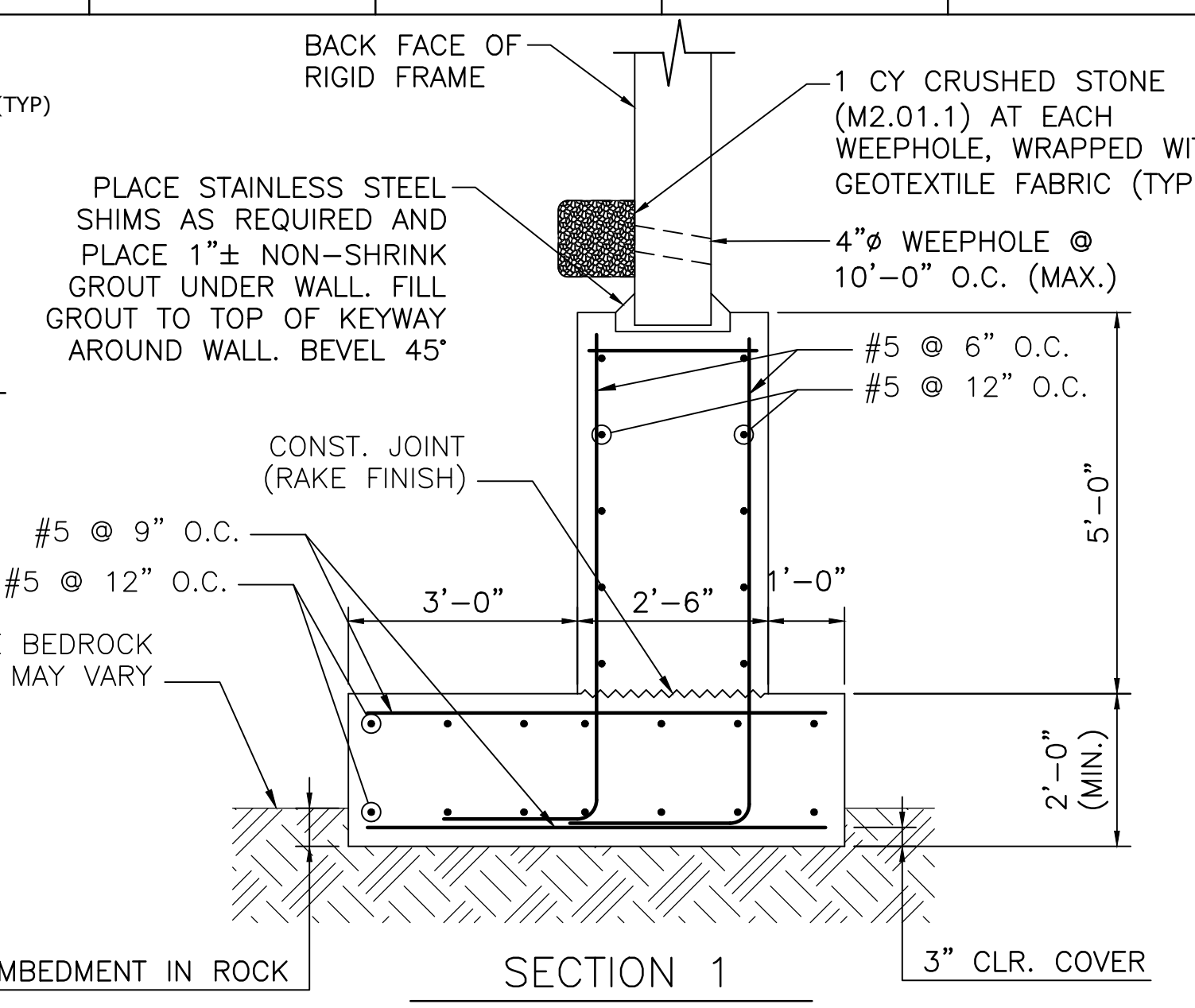
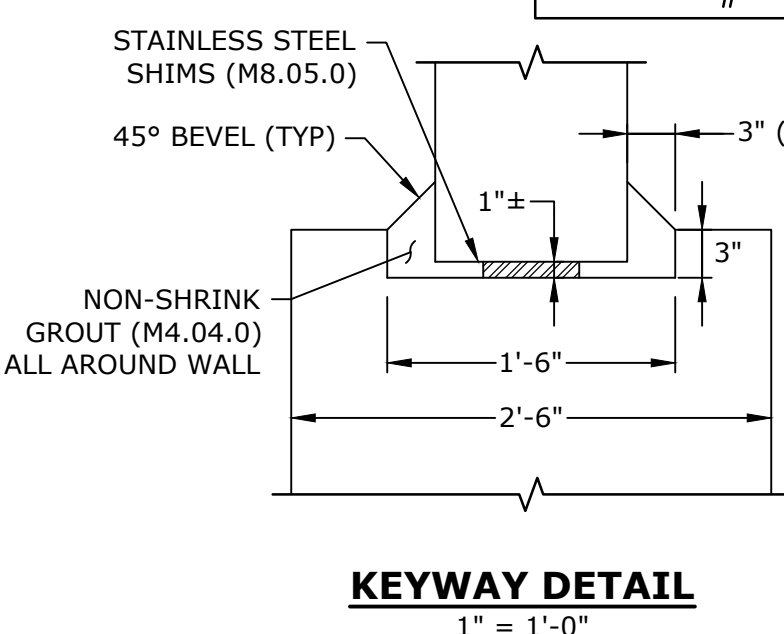
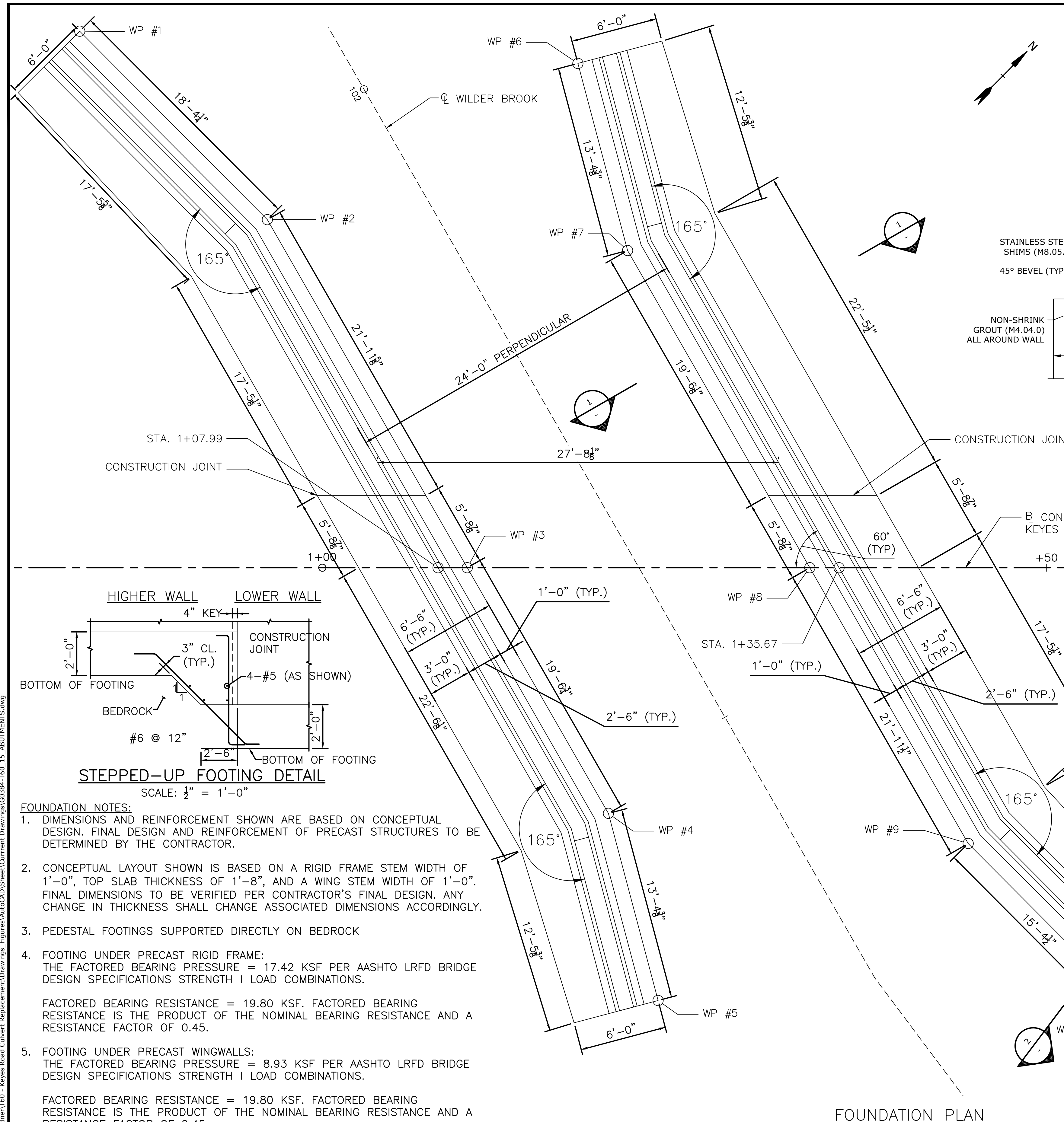
BRIDGE SECTIONS & DETAILS

SCALE: AS SHOWN

Last Saved: 2/3/2023 1:20pm By: SS&K
Project: On Feb 09, 2023, 1:20pm By: SS&K
Tighe & Bond 210 Gardner Road, Gardner, MA 01450
Figures/AutoCAD/Sheet/Replacement/Drawings - Figures/AutoCAD/Sheet/Current/Drawings/G0384-T60_14_BRIDGE_SECTIONS.dwg



WORKING POINTS				
WORKING POINT	STATION	OFFSET	NORTHING	EASTING
WP #1	0+83.26	LT. 37.04'	3,038,457.65	517,798.44
WP #2	0+96.21	LT. 24.03'	3,038,457.52	517,816.80
WP #3	1+10.01	-	3,038,450.15	517,843.51
WP #4	1+19.75	RT. 16.96'	3,038,444.96	517,862.37
WP #5	1+23.18	RT. 29.88'	3,038,438.19	517,873.89
WP #6	1+17.64	LT. 34.82'	3,038,480.26	517,824.44
WP #7	1+21.07	LT. 21.90'	3,038,473.50	517,835.96
WP #8	1+33.65	-	3,038,466.79	517,860.31
WP #9	1+44.58	RT. 19.04'	3,038,460.95	517,881.48
WP #10	1+55.43	RT. 29.93'	3,038,460.85	517,896.84

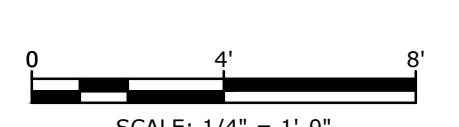


- FOUNDATION NOTES:**
- DIMENSIONS AND REINFORCEMENT SHOWN ARE BASED ON CONCEPTUAL DESIGN. FINAL DESIGN AND REINFORCEMENT OF PRECAST STRUCTURES TO BE DETERMINED BY THE CONTRACTOR.
 - CONCEPTUAL LAYOUT SHOWN IS BASED ON A RIGID FRAME STEM WIDTH OF 1'-0", TOP SLAB THICKNESS OF 1'-8", AND A WING STEM WIDTH OF 1'-0". FINAL DIMENSIONS TO BE VERIFIED PER CONTRACTOR'S FINAL DESIGN. ANY CHANGE IN THICKNESS SHALL CHANGE ASSOCIATED DIMENSIONS ACCORDINGLY.
 - PEDESTAL FOOTINGS SUPPORTED DIRECTLY ON BEDROCK
 - FOOTING UNDER PRECAST RIGID FRAME:
THE FACTORED BEARING PRESSURE = 17.42 KSF PER AASHTO LRFD BRIDGE DESIGN SPECIFICATIONS STRENGTH I LOAD COMBINATIONS.

FACTORED BEARING RESISTANCE = 19.80 KSF. FACTORED BEARING RESISTANCE IS THE PRODUCT OF THE NOMINAL BEARING RESISTANCE AND A RESISTANCE FACTOR OF 0.45.
 - FOOTING UNDER PRECAST WINGWALLS:
THE FACTORED BEARING PRESSURE = 8.93 KSF PER AASHTO LRFD BRIDGE DESIGN SPECIFICATIONS STRENGTH I LOAD COMBINATIONS.

FACTORED BEARING RESISTANCE = 19.80 KSF. FACTORED BEARING RESISTANCE IS THE PRODUCT OF THE NOMINAL BEARING RESISTANCE AND A RESISTANCE FACTOR OF 0.45.
 - STREAMBED RESTORATION NOT SHOWN FOR CLARITY.
 - BOTTOM OF PEDESTAL FOOTING SHALL BE STEPPED ALONG ITS LENGTH TO CONFORM WITH THE BEDROCK. USE THE STEPPED-UP FOOTING DETAIL FOR FOOTING STEP DIMENSIONS AND REINFORCING. A MAXIMUM STEP SIZE OF 5'-0" FROM BOTTOM OF LOWER FOOTING TO BOTTOM OF HIGHER FOOTING IS ALLOWED.

FOUNDATION PLAN
SCALE: 1/4" = 1'-0"



COMMONWEALTH OF MASSACHUSETTS
MassDOT, Highway Division
CONCEPTUAL DESIGN IS ACCEPTABLE TO MASSDOT FOR CONTRACTING
3/17/2023
STATE BRIDGE ENGINEER

Keyes Road Over Wilder Brook Culvert Replacement

City of Gardner



Gardner, Massachusetts

MassDOT Bridge No. G-01-025, BIN CD5

MARK	DATE	DESCRIPTION
PROJECT NO:	G0384-060	
DATE:	FEBRUARY 2023	
FILE:	G0384-T60_15_ABUTMENTS.dwg	
DRAWN BY:	SDS, RMC	
DESIGNED/CHECKED BY:	AGB, MPW, AML, JRI	
APPROVED BY:	DSH	

FOUNDATION PLAN & DETAILS
SCALE: AS SHOWN
SHEET 16
SHEET 16 OF 24

Last Saved: 8/3/2022, 1:21pm By: SSK
 Project: On: Feb 09, 2023, 1:21pm By: SSK
 Title: Keyes Road Culvert Replacement Drawings
 Figures: AutoCAD, Sheet: Current Drawings: G0384-T60_15_ABUTMENTS.dwg
 Tighe & Bond 210 Gardner Street, Gardner, MA 01450



Keyes Road Over Wilder Brook Culvert Replacement

City of Gardner
Gardner, Massachusetts

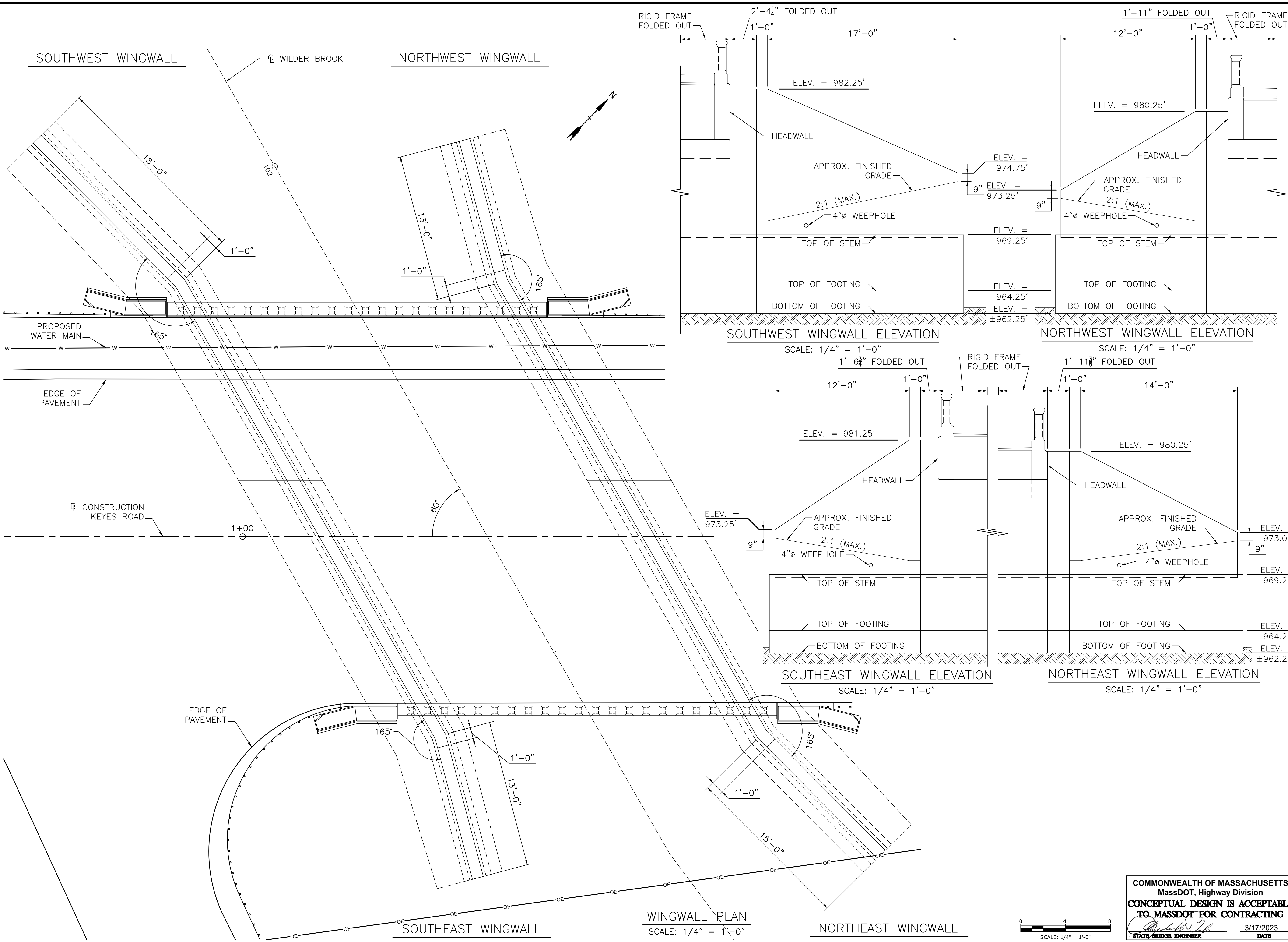
MassDOT Bridge No. G-01-025, BIN CD5

MARK	DATE	DESCRIPTION
PROJECT NO:	G0384-060	
DATE:	FEBRUARY 2023	
FILE:	G0384-T60_16_WINGWALLS.dwg	
DRAWN BY:	SDS, RMC	
DESIGNED/CHECKED BY:	AGB, MPW, AML, JRI	
APPROVED BY:	DSH	

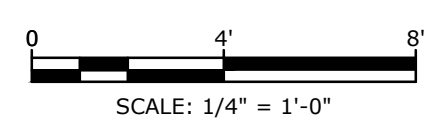
WINGWALL PLAN & ELEVATION

SCALE: 1/4" = 1'-0"

SHEET 17
SHEET 17 OF 24

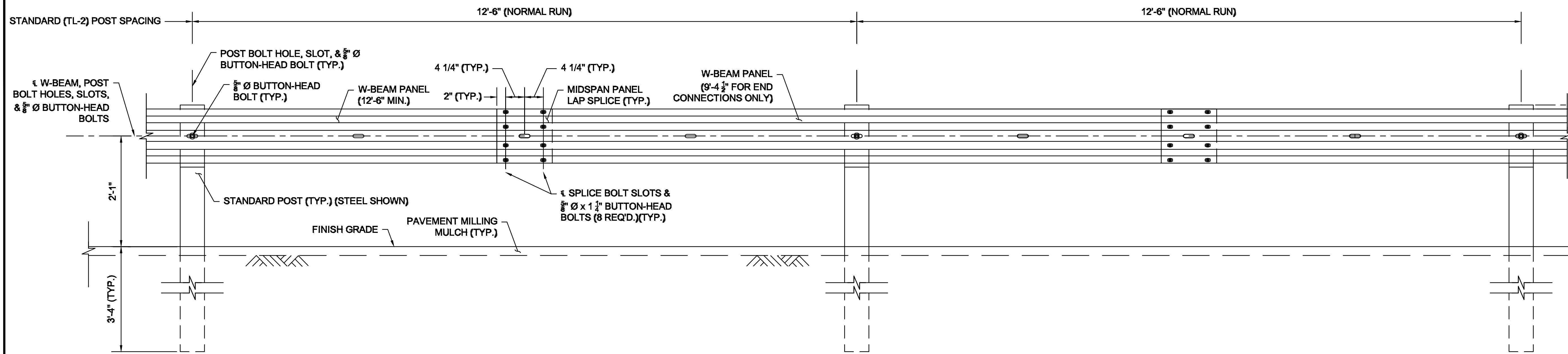


COMMONWEALTH OF MASSACHUSETTS
MassDOT, Highway Division
**CONCEPTUAL DESIGN IS ACCEPTABLE
TO MASSDOT FOR CONTRACTING**
[Signature]
STATE BRIDGE ENGINEER 3/17/2023
DATE

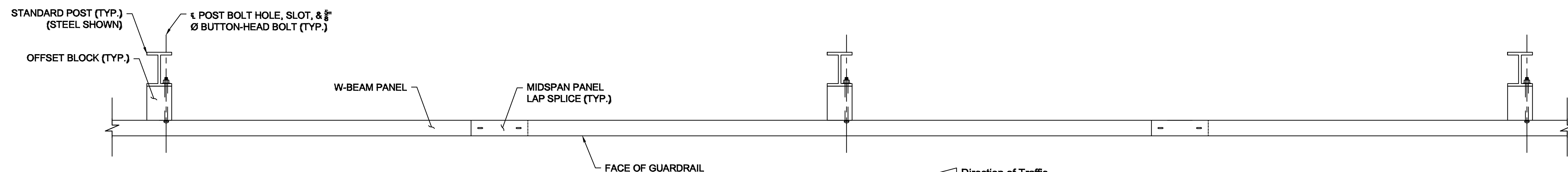


WINGWALL PLAN
SCALE: 1/4" = 1'-0"

Last Saved: 6/6/2022 1:22pm By: SSK
 Printed On: Feb 09, 2023 1:22pm By: SSK
 Tighe & Bond 210 Gardner
 Keyes Road Culvert Replacement Drawings - Figures AutoCAD Sheet (Current Drawings) G0384-T60_16_WINGWALLS.dwg



ELEVATION




PLAN

NOTES:

1. A 9'-4 1/4" PANEL IS REQUIRED WHEN TRANSITIONING TO TL-3 W-BEAM GUARDRAIL TO MAINTAIN PROPER POST SPACING.

GUARDRAIL, TL2 DETAILS



Keyes Road Over Wilder Brook Culvert Replacement

City of Gardner

Gardner, Massachusetts

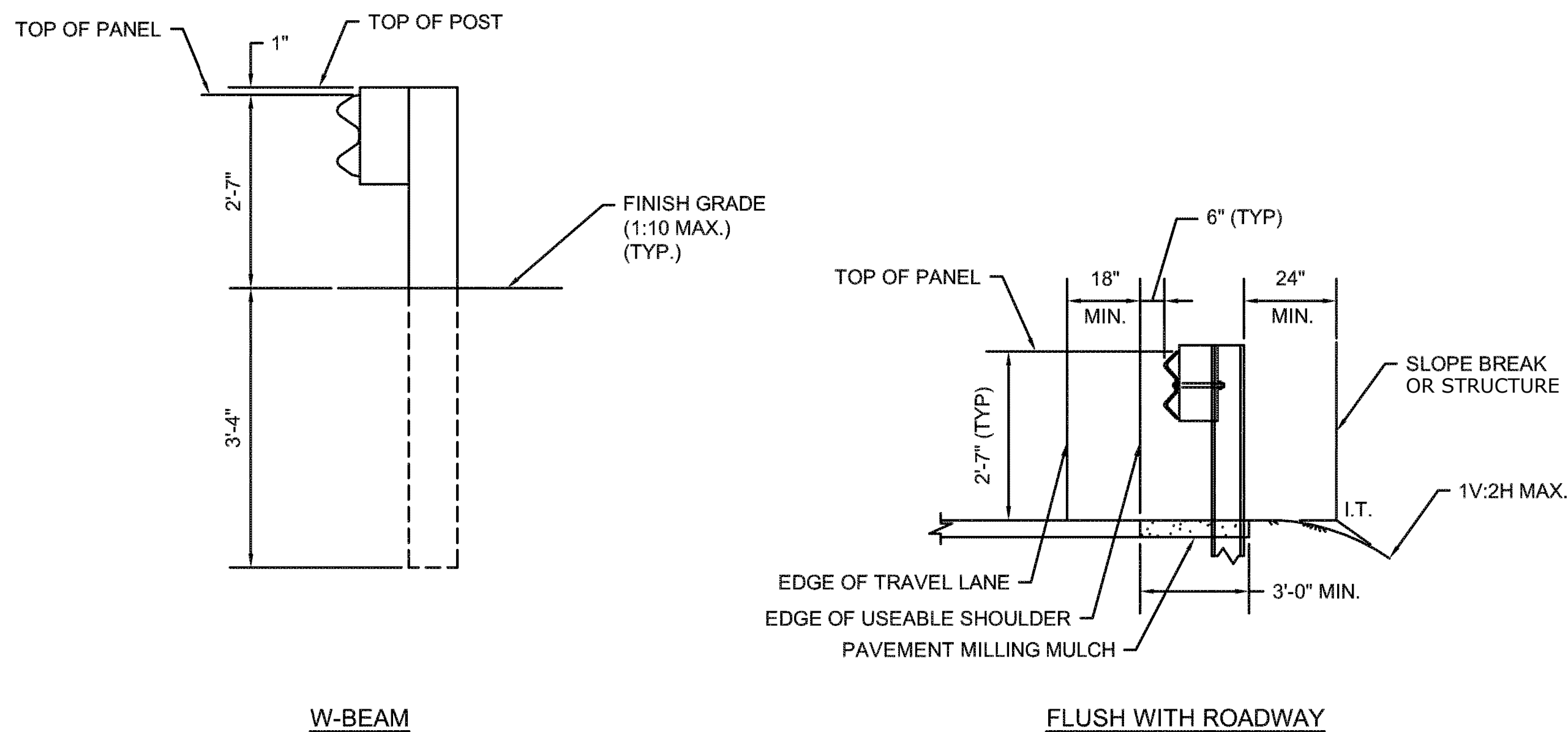
MassDOT Bridge No. G-01-025, BIN CD5

MARK	DATE	DESCRIPTION
PROJECT NO:	G0384-060	
DATE:	FEBRUARY 2023	
FILE:	G0384-T60_17-18_GUARDRAIL.dwg	
DRAWN BY:	SDS, RMC	
DESIGNED/CHECKED BY:	AGB, MPW, AML, JRI	
APPROVED BY:	DSH	

HIGHWAY GUARDRAIL DETAILS (SHEET 1 OF 2)

SCALE: AS SHOWN

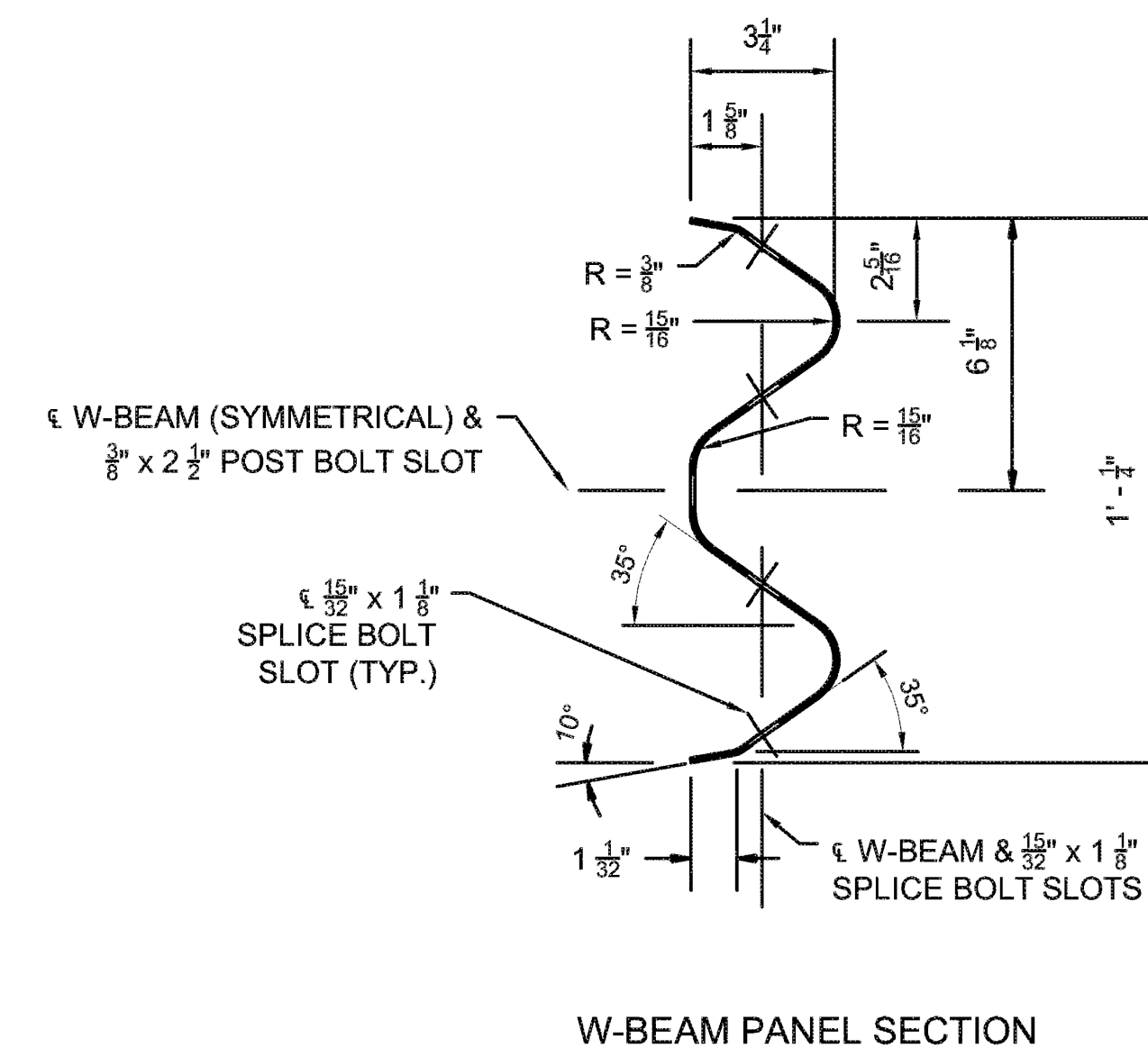
SHEET 18
SHEET 18 OF 24



W-BEAM

FLUSH WITH ROADWAY

GUARDRAIL MOUNTING HEIGHTS & POST DEPTHS

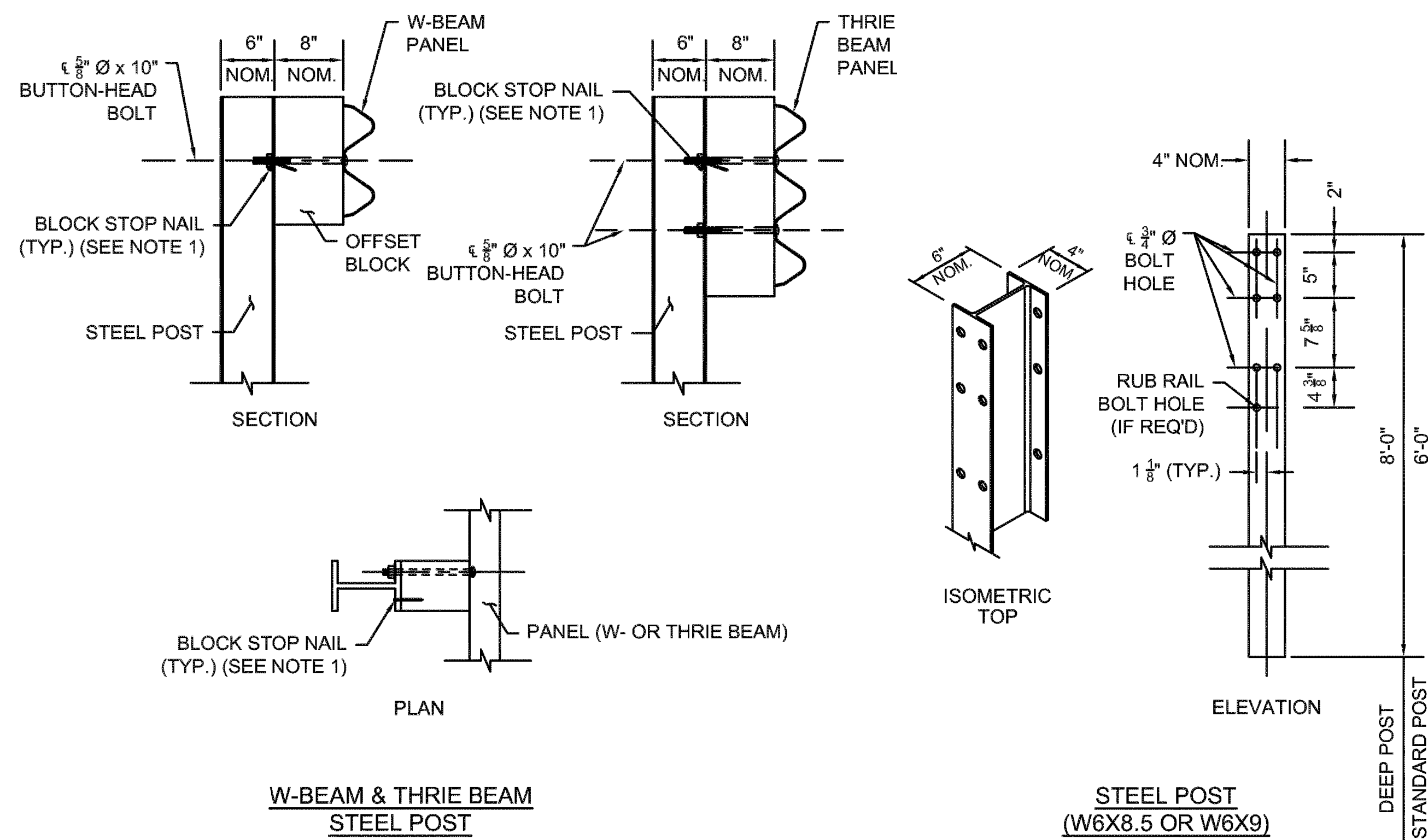




W-BEAM PANEL SECTION

MASSDOT STANDARD DETAILS:
MASSDOT HIGHWAY DIVISION
CONSTRUCTION STANDARD DETAILS
GUARDRAIL, TL2 & W-BEAM PANEL DETAILS

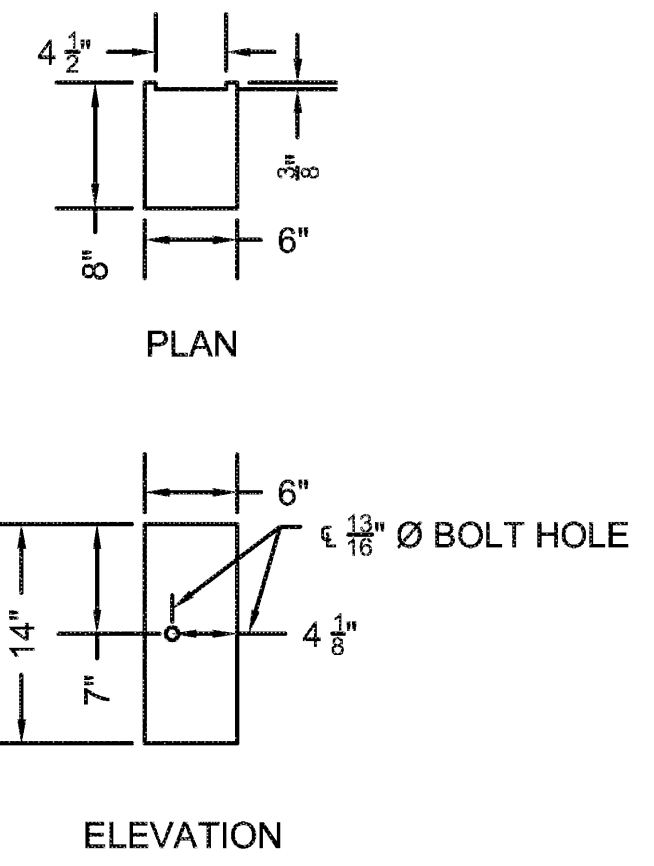
COMMONWEALTH OF MASSACHUSETTS
MassDOT, Highway Division
CONCEPTUAL DESIGN IS ACCEPTABLE TO MASSDOT FOR CONTRACTING
[Signature] 3/17/2023
STATE BRIDGE ENGINEER DATE

Last Saved: 5/5/2022, 1:22pm By: SSK
Plotted On: Feb 09, 2023, 1:22pm By: SSK
Tighe & Bond: 210 Gardner Road, Gardner, MA 01459
Figures/AutoCAD/Sheet/Current Drawings/G0384-T60_17-18_GUARDRAIL.dwg



**W-BEAM & THRIE BEAM
STEEL POST**

**STEEL POST
(W6X8.5 OR W6X9)**



**W-BEAM TIMBER OFFSET BLOCK
FOR USE WITH STEEL POSTS
(6\"/>**

NOTES:

1. DRIVE ONE NAIL PER W BEAM TIMBER OFFSET BLOCK TO PREVENT BLOCK ROTATION. USE ASTM A153 HOT DIP GALVANIZED STEEL 3 1/2" TYPE 16D NAILS. FOR STEEL POSTS, DRIVE THE NAIL THROUGH THE UNUSED FLANGE BOLT HOLE AND BEND THE NAIL SO ITS HEAD CONTACTS THE FLANGE.
2. DEEP STEEL POSTS SHALL ONLY BE USED WHERE INDICATED IN THESE STANDARDS OR THE PLANS.
3. WHERE BACK OF POSTS ARE EXPOSED AND PLACED WITHIN 2'-0" OF A SIDEWALK, SEPARATED BIKE FACILITY OR SHARED-USE PATH, TIMBER POSTS SHALL BE USED. ALTERNATIVELY, STEEL POSTS WITH A TIMBER BACKING, PER 400.5.1, MAY BE SUBSTITUTED AT NO ADDITIONAL COST. WHEN TIMBER POSTS ARE USED, ONE OF THE FOLLOWING SAFETY TREATMENTS IS REQUIRED FOR ALL BOLTS PROTRUDING FROM THE BACK FACE OF THE POST:
 - A. AFTER TIGHTENING THE NUT, TRIM THE PROTRUDING POST BOLT FLUSH WITH THE NUT AND GALVANIZE PER M7.04.11;
 - B. USE 15" POST BOLTS AND COUNTERSINK THE WASHER AND NUT BETWEEN 1" AND 1 1/2" DEEP INTO THE BACK FACE OF THE POST; OR
 - C. USE 15" POST BOLT SLEEVE NUTS AND WASHERS.

END TREATMENTS AND TRANSITIONS, WHERE SPECIFIC MATERIAL TYPES ARE SPECIFIED, ARE EXEMPT FROM THESE REQUIREMENTS.

POST & OFFSET BLOCK DETAILS

**Keyes Road
Over Wilder
Brook
Culvert
Replacement**

City of Gardner

Gardner,
Massachusetts

MassDOT Bridge No.
G-01-025, BIN CD5

MARK	DATE	DESCRIPTION
PROJECT NO:	G0384-060	
DATE:	FEBRUARY 2023	
FILE:	G0384-T60_17-18_GUARDRAIL.dwg	
DRAWN BY:	SDS, RMC	
DESIGNED/CHECKED BY:	AGB, MPW, AML, JRI	
APPROVED BY:	DSH	

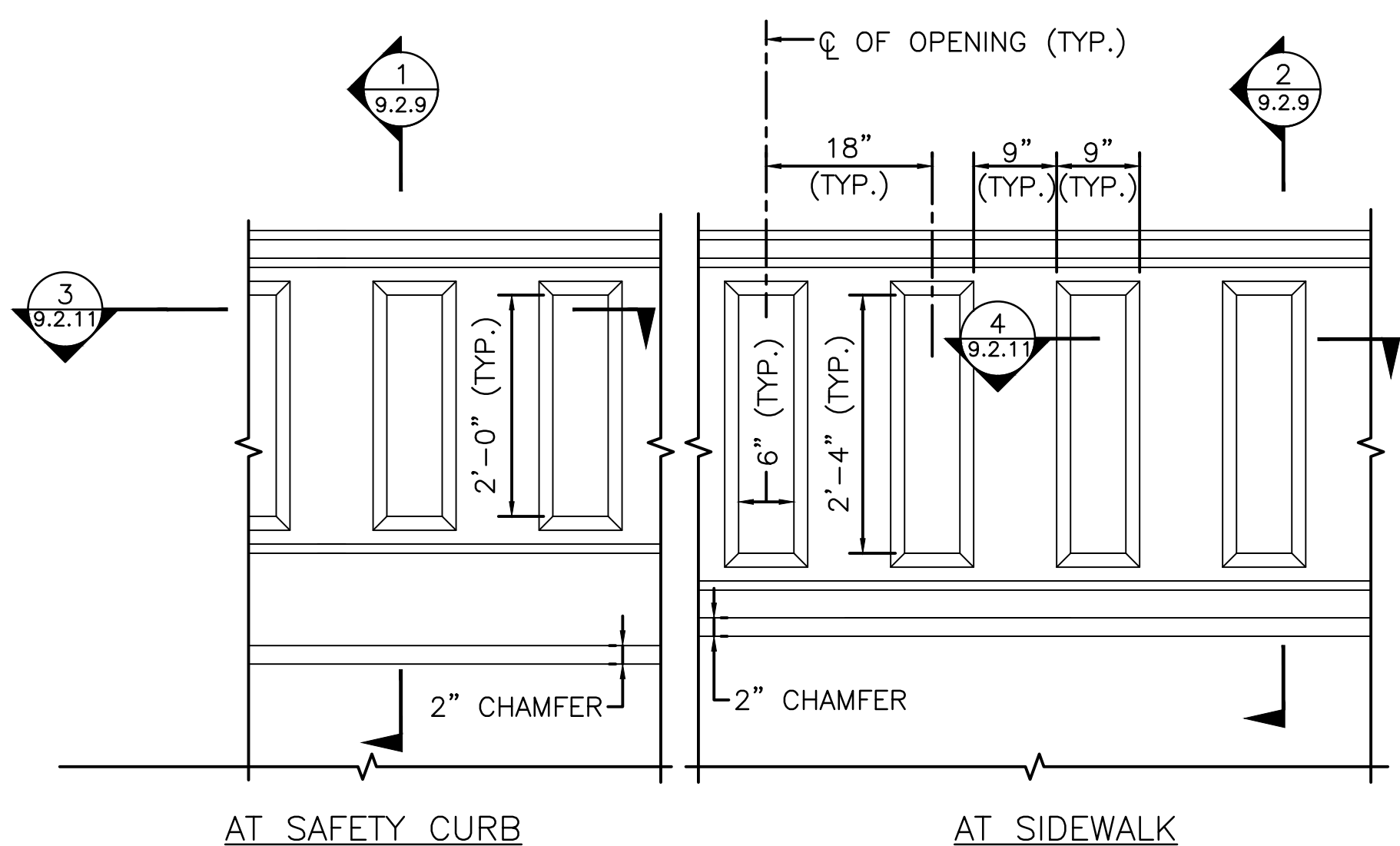


HIGHWAY GUARDRAIL
DETAILS (SHEET 2 OF 2)

SCALE: AS SHOWN

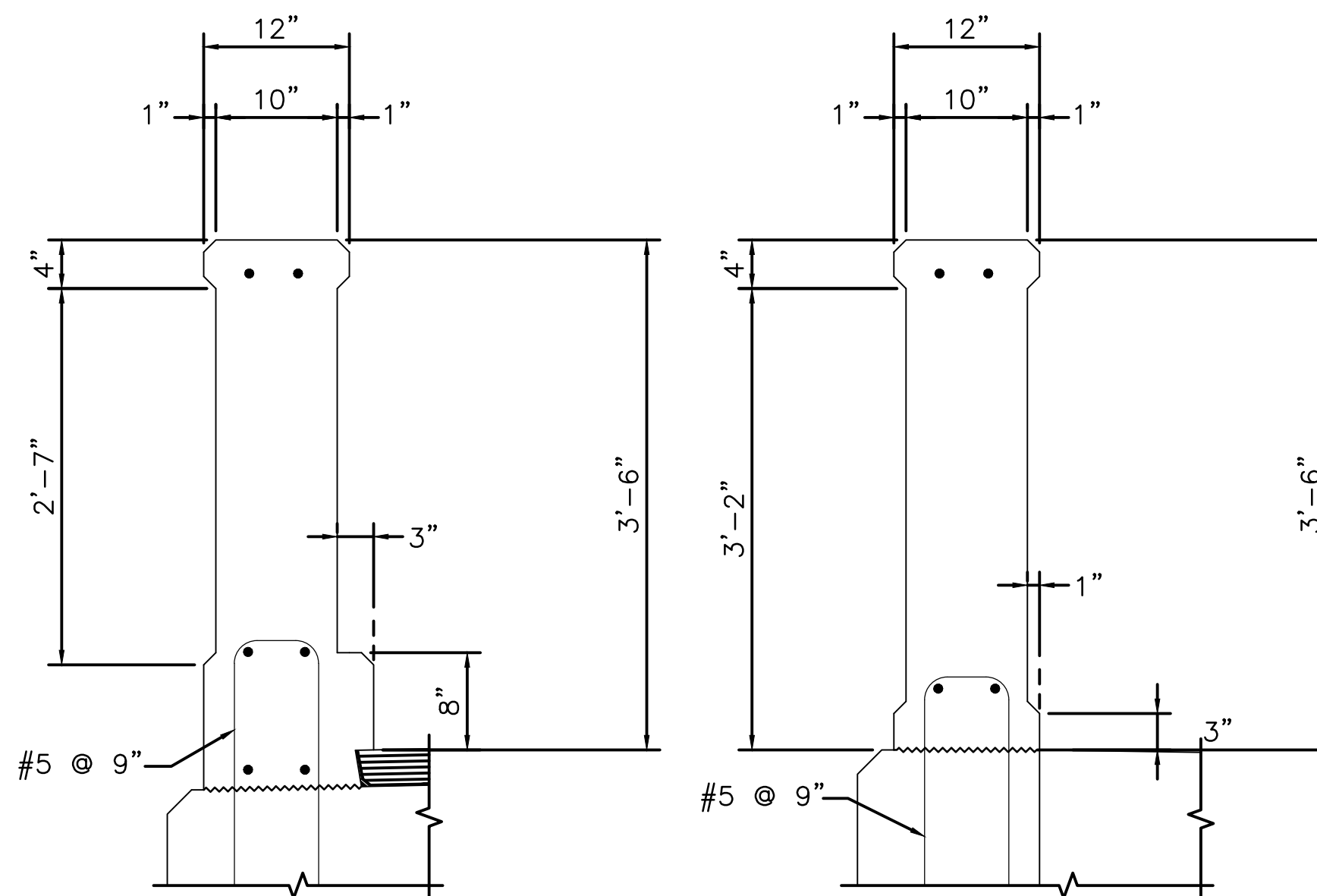
MASSDOT STANDARD DETAILS:
MASSDOT HIGHWAY DIVISION
CONSTRUCTION STANDARD DETAILS
GUARDRAIL, TL2 & W-BEAM PANEL DETAILS

COMMONWEALTH OF MASSACHUSETTS
MassDOT, Highway Division
**CONCEPTUAL DESIGN IS ACCEPTABLE
TO MASSDOT FOR CONTRACTING**
[Signature] 3/17/2023
STATE BRIDGE ENGINEER DATE

Last Saved: 5/5/2022 1:22pm By: SSK
Plotted On: Feb 09, 2023 1:22pm By: SSK
Tighe & Bond: 210 Gardner
Keyes Road Culvert Replacement Drawings - Figures AutoCAD Sheet (Current Drawings) G0384-T60_17-18_GUARDRAIL.dwg

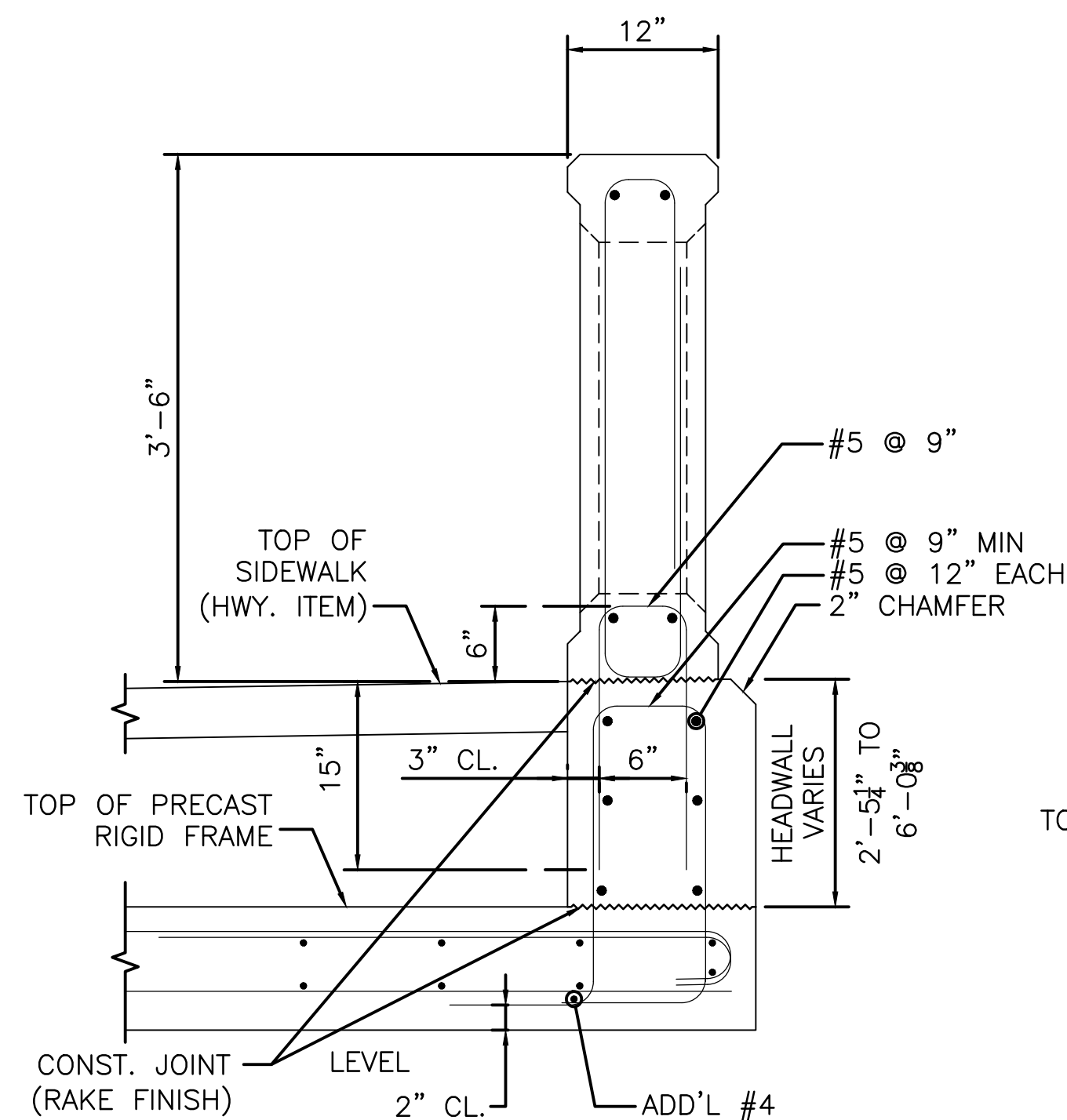


AT SAFETY CURB
AT SIDEWALK
CT-TL2 RAIL
EXTERIOR BARRIER ELEVATION (MASSDOT 9.2.8)
SCALE: 3/4" = 1'-0"

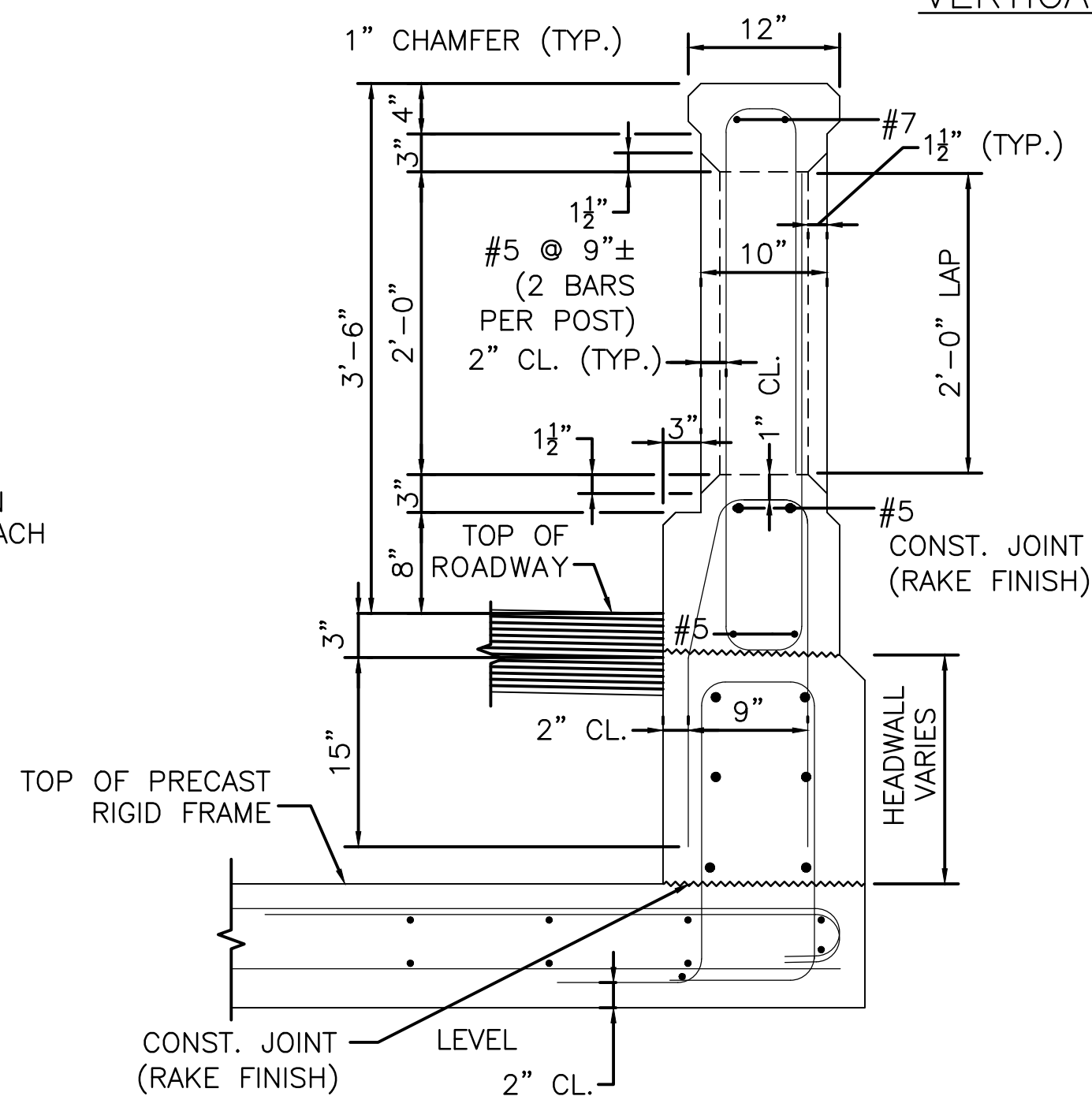


SECTION 1
SCALE: 1" = 1'-0"
SECTION 2
SCALE: 1" = 1'-0"

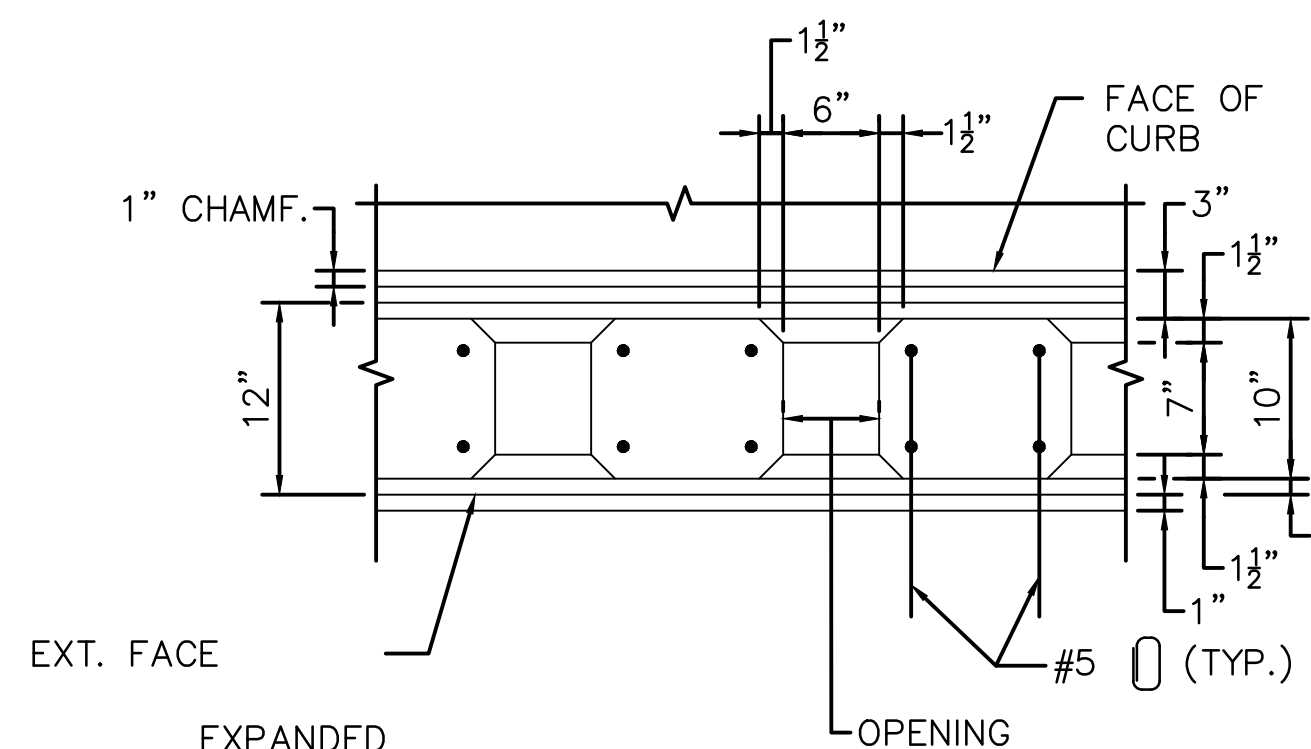
CT-TL2 RAIL
VERTICAL SECTIONS THROUGH OPTIONAL PILASTERS



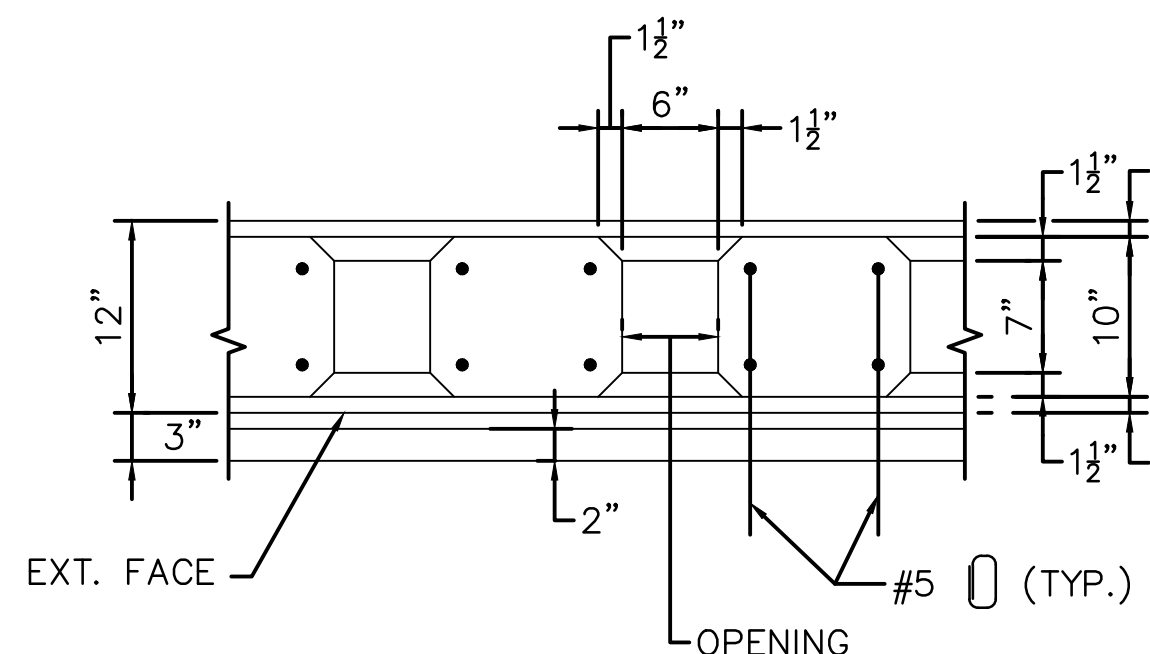
NOTE:
SEE SECTION THRU CT-TL2 AT SIDEWALK FOR DIMENSIONS AND REINFORCEMENT NOT SHOWN HERE.
CAST-IN-PLACE HEADWALL DETAILS
(MASSDOT 9.2.14 MODIFIED)
SCALE: 1" = 1'-0"



CT-TL2 RAIL
SECTION THRU SAFETY CURB
(MASSDOT 9.3.1 MODIFIED)
SCALE: 1" = 1'-0"



SECTION 3
SCALE: 1" = 1'-0"



SECTION 4
SCALE: 1" = 1'-0"

CT-TL2 RAIL
HORIZONTAL SECTIONS THROUGH OPTIONAL PILASTERS

NOTES:

1. SIZE AND SPACING OF THE TRANSVERSE RIGID FRAME REINFORCEMENT AS PER THE CONTRACTOR'S DESIGN. 9" MAX SPACING SHALL BE PROVIDED TO MATCH HEADWALL REINFORCING.
2. SIZE AND SPACING OF THE ADDITIONAL REINFORCEMENT AS PER THE CONTRACTOR'S DESIGN.
3. USE THE SAME SPACING FOR THE PRIMARY HEADWALL REINFORCEMENT AS THE TRANSVERSE RIGID FRAME REINFORCEMENT. 9" MAX SPACING SHALL BE PROVIDED.
4. CONTRACTOR IS RESPONSIBLE FOR DESIGN OF HEADWALL CONNECTION TO RIGID FRAME INCLUDING FORCES FROM CT-TL2 BARRIER.

CT-TL2 BRIDGE RAILING

Keyes Road Over Wilder Brook Culvert Replacement

City of Gardner

Gardner, Massachusetts

MassDOT Bridge No. G-01-025, BIN CD5

MARK	DATE	DESCRIPTION
PROJECT NO:	G0384-060	
DATE:	FEBRUARY 2023	
FILE:	G0384-T60_19_BRIDGE_RAILING.dwg	
DRAWN BY:	SDS, RMC	
DESIGNED/CHECKED BY:	AGB, MPW, AML, JRI	
APPROVED BY:	DSH	

MASSDOT STANDARD DETAILS:
MASSDOT 2013 LRFD BRIDGE MANUAL
PART II CONVENTIONAL CONSTRUCTION
CT-TL2 BRIDGE RAILING

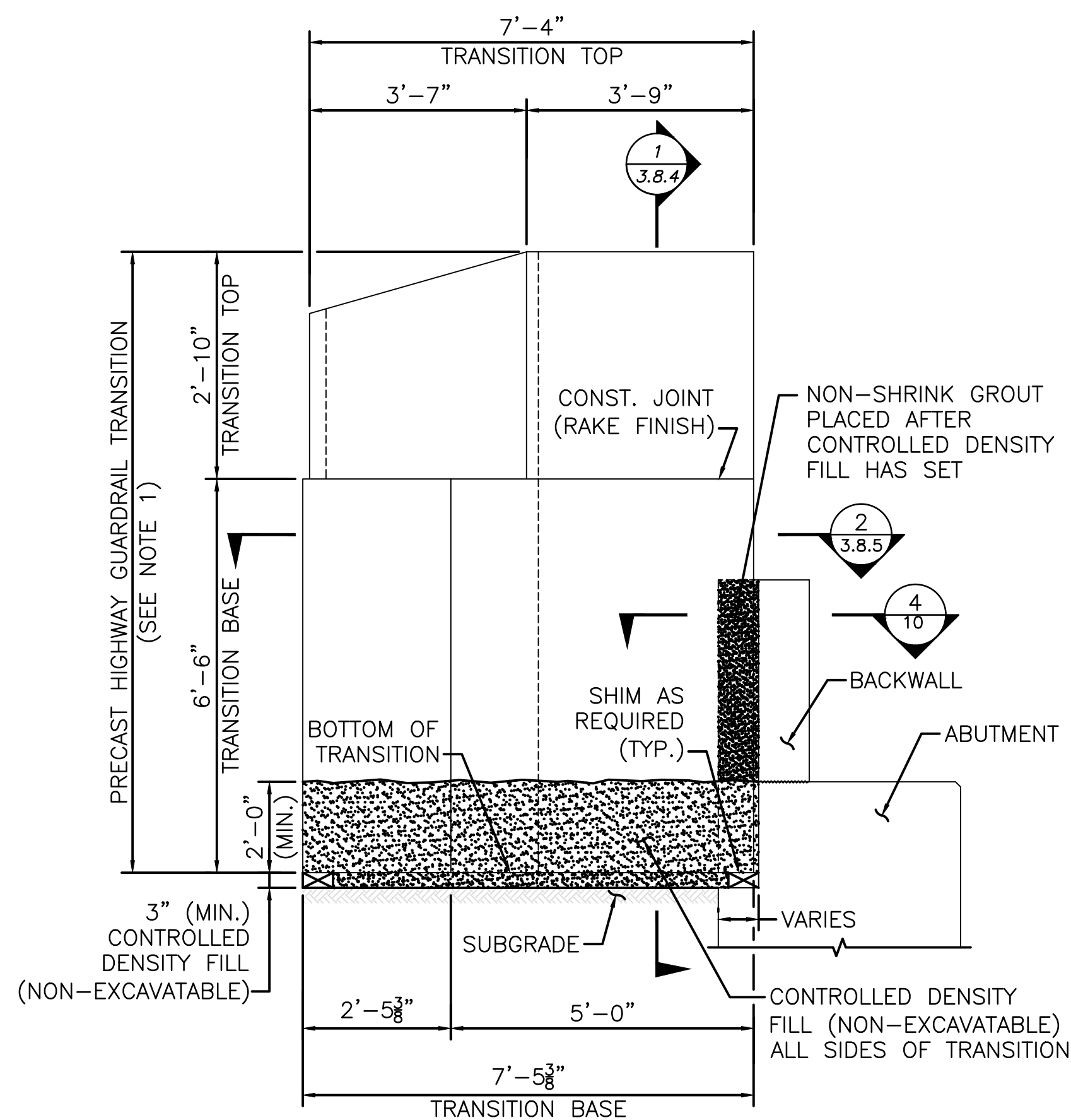


COMMONWEALTH OF MASSACHUSETTS
MassDOT, Highway Division
CONCEPTUAL DESIGN IS ACCEPTABLE TO MASSDOT FOR CONTRACTING
[Signature]
3/17/2023
DATE

CT-TL2 BRIDGE RAILING

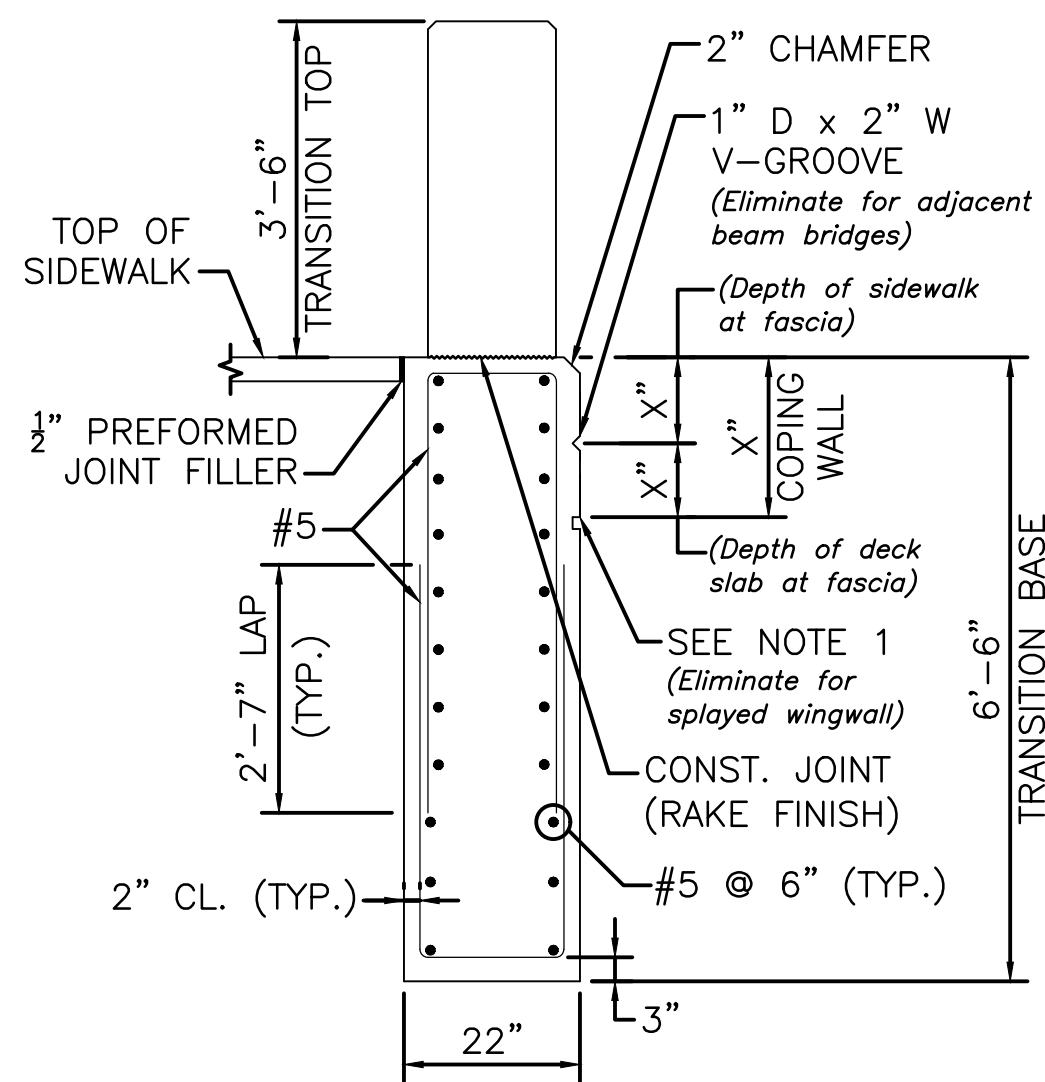
SCALE: AS SHOWN

SHEET 20
SHEET 20 OF 24

Last Saved: 8/3/2022 11:22am By: SS&K
Plotted On: Feb 09, 2023, 1:22pm By: SS&K
Tighe & Bond 210 Gardner Road Gardner MA 01902



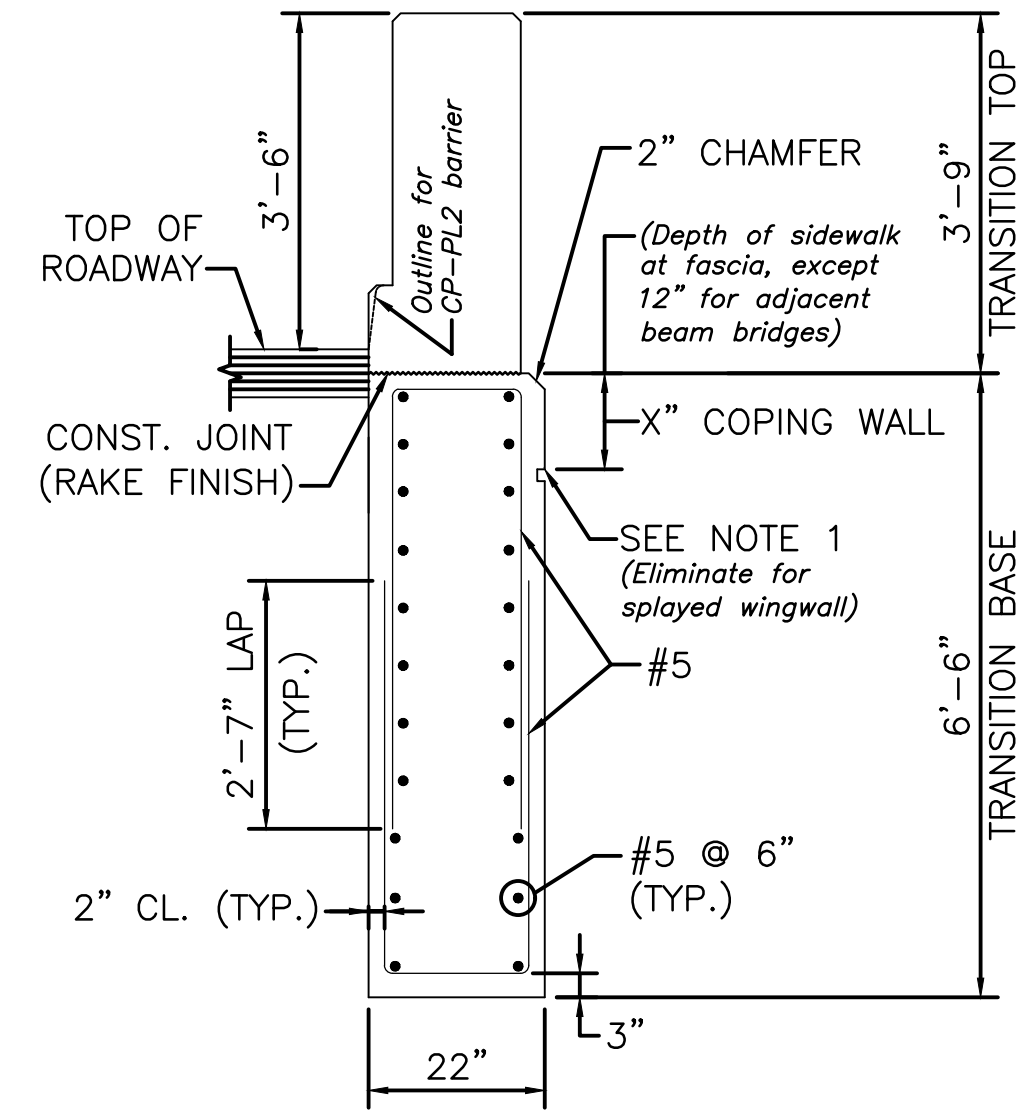
PRECAST HIGHWAY GUARDRAIL TRANSITIONS
ELEVATION AT SPLAYED WINGWALL (MASSDOT 3.8.9)
SCALE: 1/2" = 1'-0"



NOTES:
1. 1 1/2" H x 1" D GROOVE. ALIGN WITH GROOVE AT TOP OF STRIATIONS.
2. REINFORCEMENT OF THE TRANSITION TOP IS NOT SHOWN FOR CLARITY.

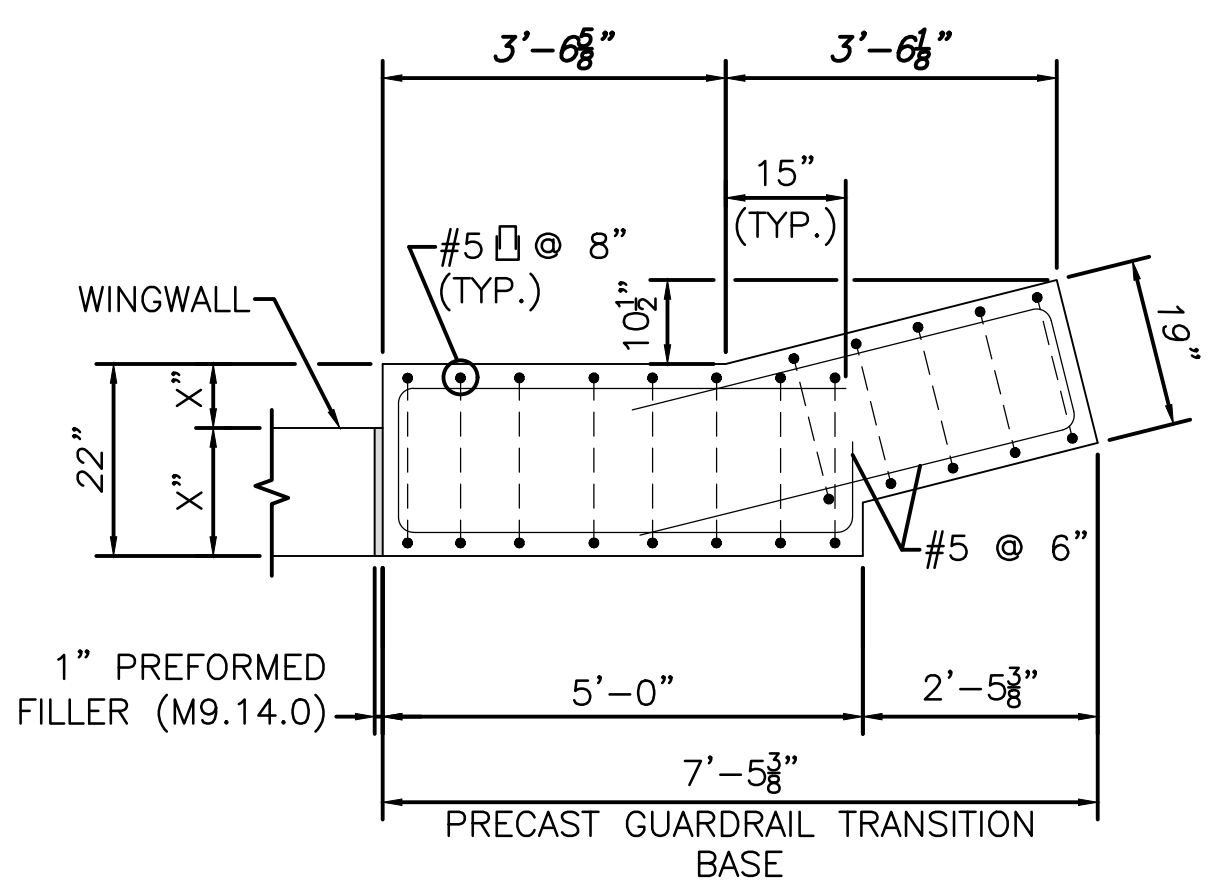
PRECAST HIGHWAY GUARDRAIL TRANSITIONS
VERTICAL SECTION FOR CT-TL2 AT SIDEWALK SIDE
(MASSDOT 3.8.4)

SECTION 1
1/2" = 1'-0"



NOTES:
1. 1 1/2" H x 1" D GROOVE. ALIGN WITH GROOVE AT TOP OF STRIATIONS.
2. REINFORCEMENT OF THE TRANSITION TOP IS NOT SHOWN FOR CLARITY.

PRECAST HIGHWAY GUARDRAIL TRANSITIONS
VERTICAL SECTION FOR CT-TL2 AT SAFETY CURB
(MASSDOT 3.8.6)



NOTE:
WINGWALL REINFORCEMENT NOT SHOWN FOR CLARITY.

PRECAST HIGHWAY GUARDRAIL TRANSITIONS
HORIZONTAL SECTION (MASSDOT 3.8.5)

SECTION 2
1/2" = 1'-0"

PRECAST HIGHWAY GUARDRAIL TRANSITION
NOTES (MASSDOT 3.8.3):

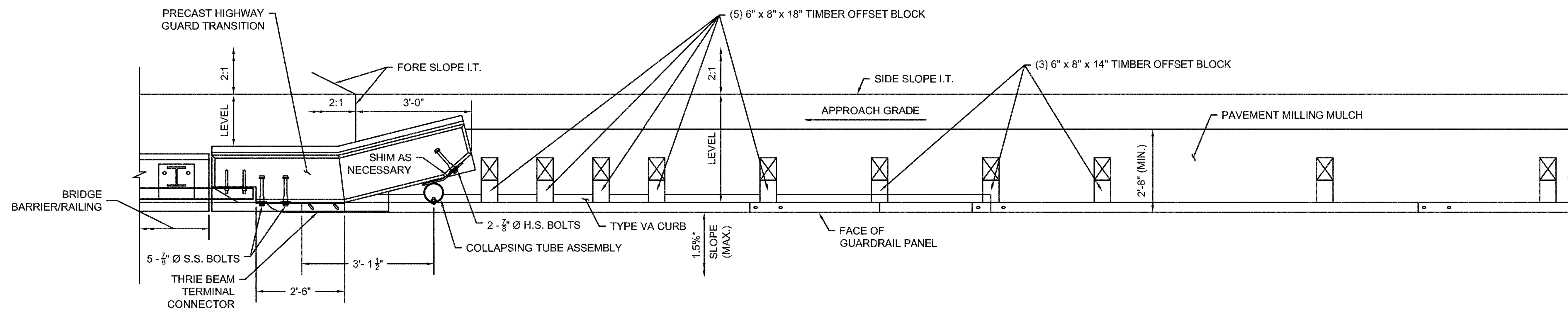


1. PRECAST GUARDRAIL TRANSITION SHALL BE 5000 PSI, 3/4 IN, 685 HP CEMENT CONCRETE.
2. GRAVEL BORROW SHALL BE PLACED AND THOROUGHLY COMPACTED TO THE GRADE OF 3" (MIN.) BELOW THE INTENDED BOTTOM OF THE PRECAST GUARDRAIL TRANSITION BASE AND TO A HEIGHT OF 2'-0" (MIN.) ON ALL SIDES OF THE TRANSITION BASE TO FORM A TRENCH IN WHICH TO SET THE TRANSITION. WHERE NO GRAVEL BORROW IS REQUIRED BELOW THE BASE, IT SHALL BE PLACED ON UNDISTURBED SOIL.
3. CONTRACTOR SHALL SET THE PRECAST GUARDRAIL TRANSITION TO THE REQUIRED ELEVATION AND ALIGNMENT, AND BACKFILL PRECAST GUARDRAIL TRANSITION WITH CONTROLLED DENSITY FILL (NON-EXCAVATABLE) TO THE ELEVATION SHOWN.
4. AFTER CONTROLLED DENSITY FILL (NON-EXCAVATABLE) HAS SET FILL THE GAPS BETWEEN GUARDRAIL TRANSITION AND BACKWALL AND ABUTMENT WITH NON-SHRINK GROUT UP TO THE TOP OF BACKWALL.
5. THE REST OF REINFORCEMENT IS NOT SHOWN FOR CLARITY.

MASSDOT STANDARD DETAILS:
MASSDOT 2013 LRFD BRIDGE MANUAL
PART II CONVENTIONAL CONSTRUCTION
CT-TL2 BRIDGE RAILING AND PRECAST
GUARDRAIL TRANSITION DETAILS

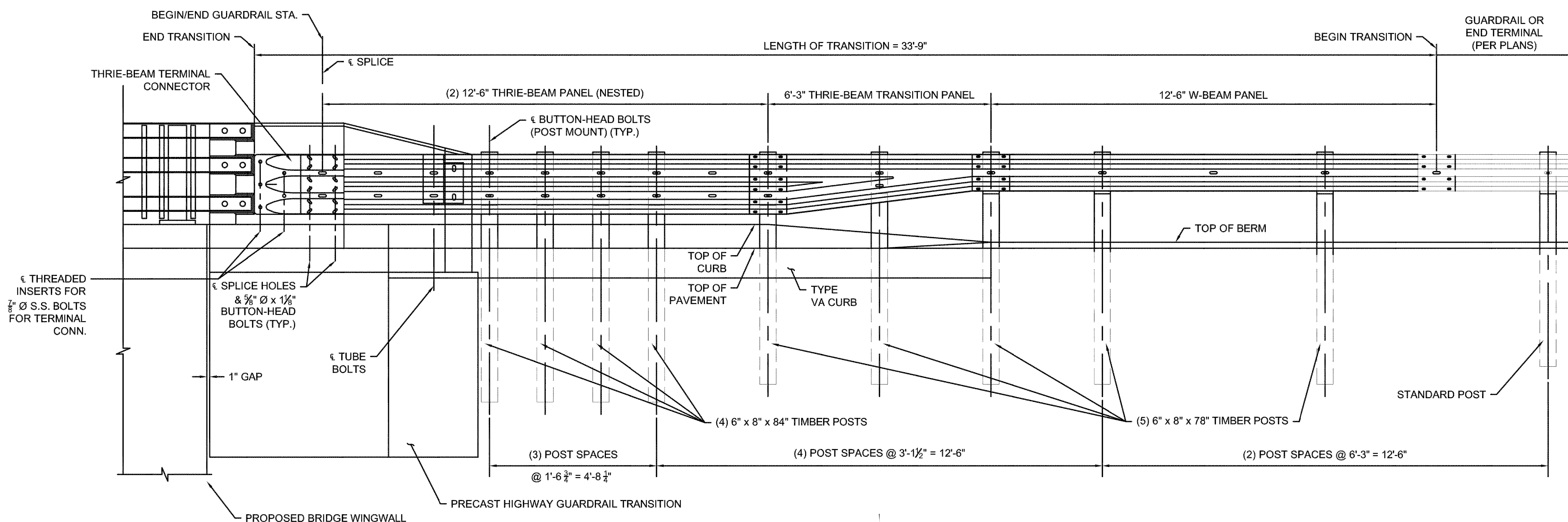
COMMONWEALTH OF MASSACHUSETTS
MassDOT, Highway Division
**CONCEPTUAL DESIGN IS ACCEPTABLE
TO MASSDOT FOR CONTRACTING**
[Signature] 3/17/2023
STATE BRIDGE ENGINEER DATE

MARK	DATE	DESCRIPTION
PROJECT NO:	G0384-060	
DATE:	FEBRUARY 2023	
FILE:	G0384-T60_21_PRECAST.dwg	
DRAWN BY:	SDS, RMC	
DESIGNED/CHECKED BY:	AGB, MPW, AML, JRI	
APPROVED BY:	DSH	
PRECAST GUARDRAIL TRANSITION AND CT-TL2 BRIDGE RAILING DETAILS		
SCALE:	AS SHOWN	
SHEET 22		
SHEET 22 OF 24		

Last Saved: 5/5/2022 1:23pm By: SSsk
Project: On: Feb 09, 2023, 1:23pm By: SSsk
Tighe & Bond: 21\G0384-Gardner\T60 - Keyes Road Culvert Replacement\Drawings\G0384-T60_21_PRECAST.dwg



PLAN



TRANSITION TO BRIDGE RAIL (MASSDOT 400.3.6)

Keyes Road Over Wilder Brook Culvert Replacement

City of Gardner

Gardner, Massachusetts

MassDOT Bridge No. G-01-025, BIN CD5

MARK	DATE	DESCRIPTION
PROJECT NO:	G0384-060	
DATE:	FEBRUARY 2023	
FILE:	G0384-T60_22_GUARD_TRANSITION.dwg	
DRAWN BY:	SDS, RMC	
DESIGNED/CHECKED BY:	AGB, MPW, AML, JRI	
APPROVED BY:	DSH	

MASSDOT STANDARD DETAILS:
MASSDOT 2017 CONSTRUCTION STANDARD
DETAILS, 400.3.6

COMMONWEALTH OF MASSACHUSETTS
MassDOT, Highway Division
**CONCEPTUAL DESIGN IS ACCEPTABLE
TO MASSDOT FOR CONTRACTING**
[Signature] 3/17/2023
STATE BRIDGE ENGINEER DATE

GUARDRAIL TRANSITION TO BRIDGE RAIL (FACE OF CURB)

SCALE: NO SCALE

Last Saved: 5/5/2023 1:23pm By: SS&K
Tighe & Bond: 210/G0384-Gardner/100-Keyes Road Culvert Replacement/Drawings-Figures/AutoCAD/Sheet/Current Drawings/G0384-T60_22_GUARD_TRANSITION.dwg

**CITY OF GARDNER CAPITAL IMPROVEMENT PROJECT REQUEST FORM
FY2027 – FY2031**

PROJECT ID (by Committee)	26-042
PROJECT TITLE	
Dam Repairs	
DEPARTMENT	
Engineering/Survey	
SUBMITTED BY	DATE SUBMITTED
Robert Oliva	12/2/2025



Insert Picture if available/applicable

CATEGORY	<input type="checkbox"/> Facilities	<input checked="" type="checkbox"/> Infrastructure	<input type="checkbox"/> Study/Design	<input type="checkbox"/> Vehicle/Equipment	<input type="checkbox"/> Other
PRIORITY	<input type="checkbox"/> Emergency <i>Immediate Need</i>	<input type="checkbox"/> High <i>Needed in next 2 years</i>	<input checked="" type="checkbox"/> Low <i>Needed in 2-5 years</i>	USEFUL LIFE (YRS)	30

PROJECT DESCRIPTION
Please describe the project. Explain priority and justification for the project.
General repairs to existing city owned dams and related infrastructure
Provide additional sheets as necessary

Category*	Five Year Total	Estimated Cost by Fiscal Year				
		FY 2027	FY 2028	FY 2029	FY 2030	FY 2031
Facilities						
Infrastructure	1,500,000		1,500,000			
Study/Design						
Vehicle/Equipment						
Other						
TOTAL	1,500,000		1,500,000			

* If multiple categories for single project, include cost for each and for each FY as needed

**CITY OF GARDNER CAPITAL IMPROVEMENT PROJECT REQUEST FORM
FY2027 – FY2031**

PROJECT ID (by Committee)	26-044
PROJECT TITLE	
MS4 Municipal Property BMP Retrofit	
DEPARTMENT	
Engineering/Survey	
SUBMITTED BY	DATE SUBMITTED
Robert Oliva	12/2/2025



Insert Picture if available/applicable

CATEGORY	<input type="checkbox"/> Facilities	<input checked="" type="checkbox"/> Infrastructure	<input type="checkbox"/> Study/Design	<input type="checkbox"/> Vehicle/Equipment	<input type="checkbox"/> Other
PRIORITY	<input type="checkbox"/> Emergency <i>Immediate Need</i>	<input checked="" type="checkbox"/> High <i>Needed in next 2 years</i>	<input type="checkbox"/> Low <i>Needed in 2-5 years</i>	USEFUL LIFE (YRS)	30

PROJECT DESCRIPTION	
Please describe the project. Explain priority and justification for the project.	
<p>The requirements of our EPA MS4 permit, for coming years, will require that the City retrofit at least one municipal property per year with stormwater BMP's to provide treatment of runoff from those properties. This request would provide funding for design and construction of the mandated retrofits.</p>	
Provide additional sheets as necessary	

Category*	Five Year Total	Estimated Cost by Fiscal Year				
		FY 2027	FY 2028	FY 2029	FY 2030	FY 2031
Facilities						
Infrastructure	1,080,000	175,000	195,000	215,000	235,000	260,000
Study/Design	175,000	25,000	30,000	35,000	40,000	45,000
Vehicle/Equipment						
Other						
TOTAL	1,255,000	200,000	225,000	250,000	275,000	305,000

* If multiple categories for single project, include cost for each and for each FY as needed

**CITY OF GARDNER CAPITAL IMPROVEMENT PROJECT REQUEST FORM
FY2027 – FY2031**

PROJECT ID (by Committee)	26-045
PROJECT TITLE	
TIP List Roadway Design	
DEPARTMENT	
Engineering/Survey	
SUBMITTED BY	DATE SUBMITTED
Robert Oliva	12/2/2025



Insert Picture if available/applicable

CATEGORY	<input type="checkbox"/> Facilities	<input checked="" type="checkbox"/> Infrastructure	<input type="checkbox"/> Study/Design	<input type="checkbox"/> Vehicle/Equipment	<input type="checkbox"/> Other
PRIORITY	<input type="checkbox"/> Emergency <i>Immediate Need</i>	<input type="checkbox"/> High <i>Needed in next 2 years</i>	<input checked="" type="checkbox"/> Low <i>Needed in 2-5 years</i>	USEFUL LIFE (YRS)	30

PROJECT DESCRIPTION
Please describe the project. Explain priority and justification for the project.
Roadway corridor design for various roads including Elm Street, Chestnut Street, Pearson Boulevard, and Pearl Street. Designs would be used to procure construction funding via the State Transportation Improvement Program
Provide additional sheets as necessary

Category*	Five Year Total	Estimated Cost by Fiscal Year				
		FY 2027	FY 2028	FY 2029	FY 2030	FY 2031
Facilities						
Infrastructure	2,650,000	400,000	250,000	800,000	1,200,000	
Study/Design						
Vehicle/Equipment						
Other						
TOTAL	2,650,000	400,000	250,000	800,000	1,200,000	

* If multiple categories for single project, include cost for each and for each FY as needed

**CITY OF GARDNER CAPITAL IMPROVEMENT PROJECT REQUEST FORM
FY2027 – FY2031**

PROJECT ID (by Committee)	26-046
PROJECT TITLE	
Elm/Pearson Traffic Signals	
DEPARTMENT	
Engineering/Survey	
SUBMITTED BY	DATE SUBMITTED
Robert Oliva	12/2/2025



Insert Picture if available/applicable

CATEGORY	<input type="checkbox"/> Facilities	<input checked="" type="checkbox"/> Infrastructure	<input checked="" type="checkbox"/> Study/Design	<input type="checkbox"/> Vehicle/Equipment	<input type="checkbox"/> Other
PRIORITY	<input type="checkbox"/> Emergency <i>Immediate Need</i>	<input checked="" type="checkbox"/> High <i>Needed in next 2 years</i>	<input type="checkbox"/> Low <i>Needed in 2-5 years</i>	USEFUL LIFE (YRS)	25

PROJECT DESCRIPTION	
Please describe the project. Explain priority and justification for the project.	
<p>The project includes consultant design work (FY26) to improve traffic operations and pedestrian safety at the intersection of Pearson Street and Elm Street by replacing the existing outdated traffic signal. This is expected to include up to two (2) mast arms and video detection. In addition, updated pedestrian controls will be added to the new equipment. The design would also include improvements to the existing crosswalks and curb ramps to be ADA compliant</p> <p>At this time there is no construction cost estimate available but is being provided assuming the design cost is approximately 12% of the expected construction cost.</p>	
Provide additional sheets as necessary	

Category*	Five Year Total	Estimated Cost by Fiscal Year				
		FY 2027	FY 2028	FY 2029	FY 2030	FY 2031
Facilities						
Infrastructure	1,500,000		1,500,000			
Study/Design	125,000	125,000				
Vehicle/Equipment						
Other						
TOTAL	1,625,000	125,000	1,500,000			

* If multiple categories for single project, include cost for each and for each FY as needed

**CITY OF GARDNER CAPITAL IMPROVEMENT PROJECT REQUEST FORM
FY2027 – FY2031**



Insert Picture if available/applicable

PROJECT ID (by Committee)	26-048
PROJECT TITLE	
Fire HQ 3-Bay Garage (stand alone)	
DEPARTMENT	
Fire	
SUBMITTED BY	DATE SUBMITTED
Chief Lagoy	12/9/2025

CATEGORY	<input checked="" type="checkbox"/> Facilities	<input type="checkbox"/> Infrastructure	<input type="checkbox"/> Study/Design	<input type="checkbox"/> Vehicle/Equipment	<input type="checkbox"/> Other
PRIORITY	<input type="checkbox"/> Emergency <i>Immediate Need</i>	<input checked="" type="checkbox"/> High <i>Needed in next 2 years</i>	<input type="checkbox"/> Low <i>Needed in 2-5 years</i>	USEFUL LIFE (YRS)	50

PROJECT DESCRIPTION	
Please describe the project. Explain priority and justification for the project.	
<p>This project would be to replace the current Fire HQ “Annex” storage building (old Cumberland Farms). The current building does not meet the needs of the Fire Department, garage bays are too small to accommodate modern fire apparatus and ambulances. The building is not well insulated and there are issues with the HVAC unit. There is no running water to the building. A stand alone garage is an option if it could not be incorporated into the Fire HQ addition/Renovation project, although an attached garage is preferred.</p>	
Provide additional sheets as necessary	

Category*	Five Year Total	Estimated Cost by Fiscal Year				
		FY 2027	FY 2028	FY 2029	FY 2030	FY 2031
Facilities	750,000.00	750,000.00				
Infrastructure						
Study/Design						
Vehicle/Equipment						
Other						
TOTAL	750,000.00	750,000.00				

* If multiple categories for single project, include cost for each and for each FY as needed

**CITY OF GARDNER CAPITAL IMPROVEMENT PROJECT REQUEST FORM
FY2027 – FY2031**



Insert Picture if available/applicable

PROJECT ID (by Committee)	26-049
PROJECT TITLE	
Re-chassis Rescue 2	
DEPARTMENT	
Fire	
SUBMITTED BY	DATE SUBMITTED
Chief Lagoy	12/9/2025

CATEGORY	<input type="checkbox"/> Facilities	<input type="checkbox"/> Infrastructure	<input type="checkbox"/> Study/Design	<input checked="" type="checkbox"/> Vehicle/Equipment	<input type="checkbox"/> Other
PRIORITY	<input type="checkbox"/> Emergency <i>Immediate Need</i>	<input type="checkbox"/> High <i>Needed in next 2 years</i>	<input checked="" type="checkbox"/> Low <i>Needed in 2-5 years</i>	USEFUL LIFE (YRS)	10

PROJECT DESCRIPTION	
Please describe the project. Explain priority and justification for the project.	
<p>This is a request to re-chassis Rescue 2 (2007 Ford E450/Horton Ambulance). This unit is currently out of service due to mechanical issues, with no plans for repairs due to it's age. Instead of full replacement, I am recommending this ambulance be "re-chassied" where the ambulance module would be removed from the current 2007 chassis, reconditioned, and remounted on a new chassis. This is a cost-effective option that would be in lieu of purchasing a brand new ambulance to replace the current Rescue 4 (2019 Ford/Horton), which is another capital project on the Fire Department's request list. The only limitation is the vehicle is not four wheel drive.</p>	
Provide additional sheets as necessary	

Category*	Five Year Total	Estimated Cost by Fiscal Year				
		FY 2027	FY 2028	FY 2029	FY 2030	FY 2031
Facilities						
Infrastructure						
Study/Design						
Vehicle/Equipment	250,000.00			250,000.00		
Other						
TOTAL	250,000.00			250,000.00		

* If multiple categories for single project, include cost for each and for each FY as needed

**CITY OF GARDNER CAPITAL IMPROVEMENT PROJECT REQUEST FORM
FY2027 – FY2031**

PROJECT ID (by Committee)	26-050
PROJECT TITLE	
Replace Car 2	
DEPARTMENT	
Fire	
SUBMITTED BY	DATE SUBMITTED
Chief Lagoy	12/9/2025



Insert Picture if available/applicable

CATEGORY	<input type="checkbox"/> Facilities	<input type="checkbox"/> Infrastructure	<input type="checkbox"/> Study/Design	<input checked="" type="checkbox"/> Vehicle/Equipment	<input type="checkbox"/> Other
PRIORITY	<input type="checkbox"/> Emergency <i>Immediate Need</i>	<input checked="" type="checkbox"/> High <i>Needed in next 2 years</i>	<input type="checkbox"/> Low <i>Needed in 2-5 years</i>	USEFUL LIFE (YRS)	7

PROJECT DESCRIPTION	
Please describe the project. Explain priority and justification for the project.	
<p>This is a request to replace the current Car 2 (2020 Chevrolet Tahoe Shift Commander's SUV). This vehicle is used 24/7 by the Fire Department Shift Commander and responds to approximately 2,500 emergency calls yearly, in addition to multiple daily errands handled by the Shift Commander. The current vehicle is now 6 years old and is already showing significant wear and tear. Due to heavy use, this vehicle has a shorter life expectancy than most other Fire Department utility vehicles. It is also a critical emergency response unit and must be reliable and in good condition. Replacement of this vehicle is recommended within the next 1-2 years. This is 1 of 5 Fire Department utility vehicles that are all aging and appear on this year's CIP application.</p>	
Provide additional sheets as necessary	

Category*	Five Year Total	Estimated Cost by Fiscal Year				
		FY 2027	FY 2028	FY 2029	FY 2030	FY 2031
Facilities						
Infrastructure						
Study/Design						
Vehicle/Equipment	75,000.00	75,000.00				
Other						
TOTAL	75,000.00	75,000.00				

* If multiple categories for single project, include cost for each and for each FY as needed

**CITY OF GARDNER CAPITAL IMPROVEMENT PROJECT REQUEST FORM
FY2027 – FY2031**

PROJECT ID (by Committee)	26-051
PROJECT TITLE	
Replace Car 3	
DEPARTMENT	
Fire	
SUBMITTED BY	DATE SUBMITTED
Chief Lagoy	12/9/2025



Insert Picture if available/applicable

CATEGORY	<input type="checkbox"/> Facilities	<input type="checkbox"/> Infrastructure	<input type="checkbox"/> Study/Design	<input checked="" type="checkbox"/> Vehicle/Equipment	<input type="checkbox"/> Other
PRIORITY	<input type="checkbox"/> Emergency <i>Immediate Need</i>	<input type="checkbox"/> High <i>Needed in next 2 years</i>	<input checked="" type="checkbox"/> Low <i>Needed in 2-5 years</i>	USEFUL LIFE (YRS)	10

PROJECT DESCRIPTION	
Please describe the project. Explain priority and justification for the project.	
<p>This is a request to replace Car 3 (2017 Ford Interceptor SUV). This vehicle is currently assigned to the Captain, and is used for inspections and emergency response. It is now approaching 9 years old and showing signs of wear and tear. This is 1 of 5 Fire Department utility vehicles that are all aging and appear on this year's CIP application.</p>	
Provide additional sheets as necessary	

Category*	Five Year Total	Estimated Cost by Fiscal Year				
		FY 2027	FY 2028	FY 2029	FY 2030	FY 2031
Facilities						
Infrastructure						
Study/Design						
Vehicle/Equipment	75,000.00			75,000.00		
Other						
TOTAL	75,000.00			75,000.00		

* If multiple categories for single project, include cost for each and for each FY as needed

**CITY OF GARDNER CAPITAL IMPROVEMENT PROJECT REQUEST FORM
FY2027 – FY2031**



Insert Picture if available/applicable

PROJECT ID (by Committee)	26-052
PROJECT TITLE	
Replace Car 6	
DEPARTMENT	
Fire	
SUBMITTED BY	DATE SUBMITTED
Chief Lagoy	12/9/2025

CATEGORY	<input type="checkbox"/> Facilities	<input type="checkbox"/> Infrastructure	<input type="checkbox"/> Study/Design	<input checked="" type="checkbox"/> Vehicle/Equipment	<input type="checkbox"/> Other
PRIORITY	<input type="checkbox"/> Emergency <i>Immediate Need</i>	<input checked="" type="checkbox"/> High <i>Needed in next 2 years</i>	<input checked="" type="checkbox"/> Low <i>Needed in 2-5 years</i>	USEFUL LIFE (YRS)	10

PROJECT DESCRIPTION	
Please describe the project. Explain priority and justification for the project.	
<p>This is a request to replace the current Car 6 (2015 Ford Interceptor SUV). The current vehicle now has over 105,000 miles and is showing signs of heavy wear and tear. It is currently used as a utility vehicle (most often used a by new firefighters commuting daily to the the Mass Fire Academy Recruit Training Program). The new vehicle would be assigned to either the Chief or Captain, with one of those current vehicles being re-assigned to the utility vehicle role. This request has been moved up a year due to the deteriorating condition of this vehicle. This is 1 of 5 Fire Department utility vehicles that are all aging and appear on this year's CIP application.</p>	
Provide additional sheets as necessary	

Category*	Five Year Total	Estimated Cost by Fiscal Year				
		FY 2027	FY 2028	FY 2029	FY 2030	FY 2031
Facilities						
Infrastructure						
Study/Design						
Vehicle/Equipment	75,000.00	75,000.00				
Other						
TOTAL	75,000.00	75,000.00				

* If multiple categories for single project, include cost for each and for each FY as needed

**CITY OF GARDNER CAPITAL IMPROVEMENT PROJECT REQUEST FORM
FY2027 – FY2031**



Insert Picture if available/applicable

PROJECT ID (by Committee)	26-053
PROJECT TITLE	
Replace Engine 1	
DEPARTMENT	
Fire	
SUBMITTED BY	DATE SUBMITTED
Chief Lagoy	12/9/2025

CATEGORY	<input type="checkbox"/> Facilities	<input type="checkbox"/> Infrastructure	<input type="checkbox"/> Study/Design	<input checked="" type="checkbox"/> Vehicle/Equipment	<input type="checkbox"/> Other
PRIORITY	<input type="checkbox"/> Emergency <i>Immediate Need</i>	<input type="checkbox"/> High <i>Needed in next 2 years</i>	<input checked="" type="checkbox"/> Low <i>Needed in 2-5 years</i>	USEFUL LIFE (YRS)	20

PROJECT DESCRIPTION	
Please describe the project. Explain priority and justification for the project.	
<p>This is a request to replace Engine 1 (1996 E-One Pumper). This vehicle is currently in reserve status and housed at the South Gardner Fire Station. It is placed in service when another Engine is out of service for repairs, or staffed by recalled Firefighters to respond to major incidents. This vehicle is now almost 30 years old and in fair condition for it's age, although it currently has a limited role. The Fire Department's other two pumpers are 2019 and 2024 vintage and both in good condition. Replacement of this vehicle is recommended in FY29. This new pumper would become one of the Fire Department's primary response vehicles, and the next oldest pumper would be moved to reserve status. It should be noted that a 2 year delivery time should be expected after ordering the new custom vehicle. Current estimated replacement cost is \$1,000,000.00.as new fire apparatus prices have increased dramatically over the last several years.</p>	
Provide additional sheets as necessary	

Category*	Five Year Total	Estimated Cost by Fiscal Year				
		FY 2027	FY 2028	FY 2029	FY 2030	FY 2031
Facilities						
Infrastructure						
Study/Design						
Vehicle/Equipment	1,000,000.00			1,000,000.00		
Other						
TOTAL	1,000,000.00			1,000,000.00		

* If multiple categories for single project, include cost for each and for each FY as needed

**CITY OF GARDNER CAPITAL IMPROVEMENT PROJECT REQUEST FORM
FY2027 – FY2031**

PROJECT ID (by Committee)	26-054
PROJECT TITLE	
Replace Rescue 4	
DEPARTMENT	
Fire	
SUBMITTED BY	DATE SUBMITTED
Chief Lagoy	12/9/2025



Insert Picture if available/applicable

CATEGORY	<input type="checkbox"/> Facilities	<input type="checkbox"/> Infrastructure	<input type="checkbox"/> Study/Design	<input checked="" type="checkbox"/> Vehicle/Equipment	<input type="checkbox"/> Other
PRIORITY	<input type="checkbox"/> Emergency <i>Immediate Need</i>	<input type="checkbox"/> High <i>Needed in next 2 years</i>	<input checked="" type="checkbox"/> Low <i>Needed in 2-5 years</i>	USEFUL LIFE (YRS)	10

PROJECT DESCRIPTION	
Please describe the project. Explain priority and justification for the project.	
<p>This is a request to replace Rescue 4 (2018 Ford F550/Horton Ambulance). Currently this ambulance is in reserve status, as a new ambulance was placed in service August 2024 (purchased with ARPA funds). Industry recommendations and best practices call for ambulances to be kept in service for 10 years (5 as primary/5 as reserve). Replacing this unit in FY28 would follow this recommendation, keeping the Fire Department ambulance on the planned replacement schedule. It should be noted that there is currently an approximate time frame of 2 years from the time an order is placed until the new vehicle is delivered.</p>	
Provide additional sheets as necessary	

Category*	Five Year Total	Estimated Cost by Fiscal Year				
		FY 2027	FY 2028	FY 2029	FY 2030	FY 2031
Facilities						
Infrastructure						
Study/Design						
Vehicle/Equipment	500,000.00		500,000.00			
Other						
TOTAL	500,000.00		500,000.00			

* If multiple categories for single project, include cost for each and for each FY as needed

**CITY OF GARDNER CAPITAL IMPROVEMENT PROJECT REQUEST FORM
FY2027 – FY2031**

PROJECT ID (by Committee)	26-055
PROJECT TITLE	
Replace Truck 5	
DEPARTMENT	
Fire	
SUBMITTED BY	DATE SUBMITTED
Chief Lagoy	12/9/2025



Insert Picture if available/applicable

CATEGORY	<input type="checkbox"/> Facilities	<input type="checkbox"/> Infrastructure	<input type="checkbox"/> Study/Design	<input checked="" type="checkbox"/> Vehicle/Equipment	<input type="checkbox"/> Other
PRIORITY	<input type="checkbox"/> Emergency <i>Immediate Need</i>	<input checked="" type="checkbox"/> High <i>Needed in next 2 years</i>	<input type="checkbox"/> Low <i>Needed in 2-5 years</i>	USEFUL LIFE (YRS)	10

PROJECT DESCRIPTION	
Please describe the project. Explain priority and justification for the project.	
<p>This is a request to replace the current Truck 5 (2015 Ford F250 pickup truck). This vehicle is used as a plow truck, for towing trailers, and general utility and equipment moving. It has 10 years of hard use, including snow plowing Fire HQ, the Annex lot, and the South Gardner Fire Station that have caused heavy wear and tear. The truck is also showing significant body corrosion. The Fire Department needs reliable vehicles, and this critical vehicle is approaching the end of it's useful lifespan. This is 1 of 5 Fire Department utility vehicles that are all aging and appear on this year's CIP application.</p>	
Provide additional sheets as necessary	

Category*	Five Year Total	Estimated Cost by Fiscal Year				
		FY 2027	FY 2028	FY 2029	FY 2030	FY 2031
Facilities						
Infrastructure						
Study/Design						
Vehicle/Equipment	85,000.00	85,000.00				
Other						
TOTAL	85,000.00	85,000.00				

* If multiple categories for single project, include cost for each and for each FY as needed

**CITY OF GARDNER CAPITAL IMPROVEMENT PROJECT REQUEST FORM
FY2027 – FY2031**

PROJECT ID (by Committee)	26-056
PROJECT TITLE	
Fire HQ Building Addition/Renovation	
DEPARTMENT	
Fire	
SUBMITTED BY	DATE SUBMITTED
Chief Lagoy	12/9/2025



Insert Picture if available/applicable

CATEGORY	<input checked="" type="checkbox"/> Facilities	<input type="checkbox"/> Infrastructure	<input type="checkbox"/> Study/Design	<input type="checkbox"/> Vehicle/Equipment	<input type="checkbox"/> Other
PRIORITY	<input type="checkbox"/> Emergency <i>Immediate Need</i>	<input checked="" type="checkbox"/> High <i>Needed in next 2 years</i>	<input type="checkbox"/> Low <i>Needed in 2-5 years</i>	USEFUL LIFE (YRS)	50

PROJECT DESCRIPTION	
Please describe the project. Explain priority and justification for the project.	
<p>The Fire Headquarters building was constructed in 1978 and is approaching 50 years old. At that time, there were two other staffed fire stations. Now all operations are consolidated at HQ. The building is aging and suffering from extensive wear & tear from years of 24/7 service. It also lacks space for the current number of employees, female employees, current fire service safety & decontamination facilities, and the number and size of modern fire apparatus and ambulances that are housed there. The building had a new metal roof installed over the past year due to wind storm damage, which was paid through insurance. This was a significant investment in the building. Moving forward with this project would meet the needs of the Fire Department for the next 50+ years.</p>	
Provide additional sheets as necessary	

Category*	Five Year Total	Estimated Cost by Fiscal Year				
		FY 2027	FY 2028	FY 2029	FY 2030	FY 2031
Facilities	10,000,000.00	10,000,000.00				
Infrastructure						
Study/Design						
Vehicle/Equipment						
Other						
TOTAL	10,000,000.00	10,000,000.00				

* If multiple categories for single project, include cost for each and for each FY as needed

**CITY OF GARDNER CAPITAL IMPROVEMENT PROJECT REQUEST FORM
FY2027 – FY2031**

PROJECT ID (by Committee)	26-103
PROJECT TITLE	
Fire HQ Building Addition/Renovation Feasibility Study	
DEPARTMENT	
Fire	
SUBMITTED BY	DATE SUBMITTED
Chief Lagoy	12/9/2025



Insert Picture if available/applicable

CATEGORY	<input type="checkbox"/> Facilities	<input type="checkbox"/> Infrastructure	<input checked="" type="checkbox"/> Study/Design	<input type="checkbox"/> Vehicle/Equipment	<input type="checkbox"/> Other
PRIORITY	<input type="checkbox"/> Emergency <i>Immediate Need</i>	<input checked="" type="checkbox"/> High <i>Needed in next 2 years</i>	<input type="checkbox"/> Low <i>Needed in 2-5 years</i>	USEFUL LIFE (YRS)	50

PROJECT DESCRIPTION
Please describe the project. Explain priority and justification for the project.
This is the first step in the process for determining how to move forward with an addition/renovation of the current Fire Department Headquarters building. This study would analyze the current and future needs of the Fire Department, as well as evaluate the current facilities.
Provide additional sheets as necessary

Category*	Five Year Total	Estimated Cost by Fiscal Year				
		FY 2027	FY 2028	FY 2029	FY 2030	FY 2031
Facilities	250,000.00	250,000.00				
Infrastructure						
Study/Design						
Vehicle/Equipment						
Other						
TOTAL	250,000.00	250,000.00				

* If multiple categories for single project, include cost for each and for each FY as needed

**CITY OF GARDNER CAPITAL IMPROVEMENT PROJECT REQUEST FORM
FY2027 – FY2031**

PROJECT ID (by Committee)	27-018
PROJECT TITLE	
Replace Truck 4	
DEPARTMENT	
Fire	
SUBMITTED BY	DATE SUBMITTED
Chief Lagoy	12/9/2025



Insert Picture if available/applicable

CATEGORY	<input type="checkbox"/> Facilities	<input type="checkbox"/> Infrastructure	<input type="checkbox"/> Study/Design	<input checked="" type="checkbox"/> Vehicle/Equipment	<input type="checkbox"/> Other
PRIORITY	<input type="checkbox"/> Emergency <i>Immediate Need</i>	<input type="checkbox"/> High <i>Needed in next 2 years</i>	<input checked="" type="checkbox"/> Low <i>Needed in 2-5 years</i>	USEFUL LIFE (YRS)	10

PROJECT DESCRIPTION	
Please describe the project. Explain priority and justification for the project.	
<p>This is a request to replace the current Truck 4 (2018 Ford F-150). This pickup truck is used daily by the Fire Prevention/Training Officer for inspections, training evolutions, and emergency response. It is also used for towing Fire Department trailers and general errands. This vehicle is now almost 8 years old and is in fair condition. Replacement should be considered in the 3-4 year range to maintain a reliable emergency response vehicle. This is 1 of 5 Fire Department utility vehicles that are all aging and appear on this year's CIP application.</p>	
Provide additional sheets as necessary	

Category*	Five Year Total	Estimated Cost by Fiscal Year				
		FY 2027	FY 2028	FY 2029	FY 2030	FY 2031
Facilities						
Infrastructure						
Study/Design						
Vehicle/Equipment	75,000.00			75,000.00		
Other						
TOTAL	75,000.00			75,000.00		

* If multiple categories for single project, include cost for each and for each FY as needed

**CITY OF GARDNER CAPITAL IMPROVEMENT PROJECT REQUEST FORM
FY2026 – FY2030**

PROJECT ID (by Committee)	26-058
PROJECT TITLE	
Landill Erosion Control	
DEPARTMENT	
Health	
SUBMITTED BY	DATE SUBMITTED
Micah Blondeau	1/14/2025



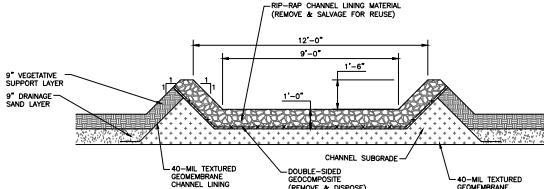
Insert Picture if available/applicable

CATEGORY	<input checked="" type="checkbox"/> Facilities	<input type="checkbox"/> Infrastructure	<input checked="" type="checkbox"/> Study/Design	<input type="checkbox"/> Vehicle/Equipment	<input type="checkbox"/> Other
PRIORITY	<input type="checkbox"/> Emergency <i>Immediate Need</i>	<input type="checkbox"/> High <i>Needed in next 2 years</i>	<input type="checkbox"/> Low <i>Needed in 2-5 years</i>	USEFUL LIFE (YRS)	

PROJECT DESCRIPTION	
Please describe the project. Explain priority and justification for the project.	
<p>The City of Gardner has been required to submit a corrective action plan and schedule with MassDEP as a result of erosion observed on the cap of the landfill. In particular, 3 letdown channels have significantly eroded, leading to improper drainage of surface water. The most recent groundwater monitoring has shown that contaminants in excess of reportable limits have impacted surface water in an abutting property.</p> <p>The corrective action plan also includes the replacement of 2 groundwater monitoring wells that have been damaged and are no longer able to be sampled. Sampling of these wells is a requirement of the landfill closure monitoring.</p>	
Provide additional sheets as necessary	

Category*	Five Year Total	Estimated Cost by Fiscal Year				
		FY 2026	FY 2027	FY 2028	FY 2029	FY 2030
Facilities		186,537				
Infrastructure						
Study/Design		43,000				
Vehicle/Equipment						
Other						
TOTAL						

* If multiple categories for single project, include cost for each and for each FY as needed

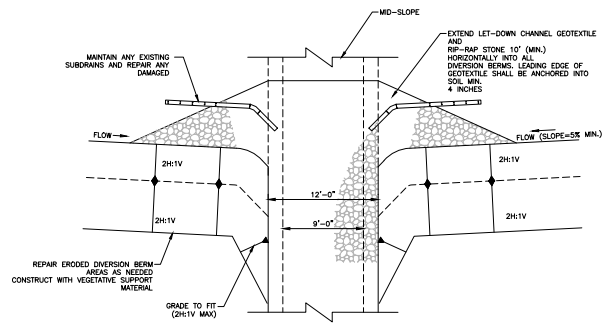


NOTES

1. DETAIL WAS TAKEN FROM PLANS TITLED "DETAIL SHEET 1, CELLS 1, 2, & 3 FINAL COVER, GARDNER SANITARY LANDFILL," PREPARED BY BROWN AND CALDWELL AND DATED MARCH 2005.

1 EXISTING LET DOWN CHANNEL CROSS-SECTION
SCALE: 1"= 3'

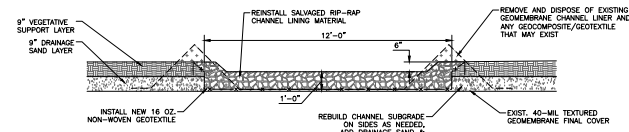
- CONSTRUCTION SEQUENCE - LET DOWN CHANNEL REPAIRS**
- CONTRACTOR SHALL LAYOUT AREA OF REPAIR AND REVIEW WITH THE OWNER AND ENGINEER PRIOR TO COMMENCING WORK. CONTRACTOR SHALL EXERCISE CAUTION WHEN WORKING NEAR/ABOVE FINAL COVER GEOSYNTHETICS OR TO THE LANDFILL GAS SYSTEM SHALL BE REPAIRED BY THE CONTRACTOR AT THEIR OWN EXPENSE.
 - REMOVE THE EXISTING RIPRAP IN THE LETDOWN CHANNEL AND STOCKPILE FOR REUSE. CAREFULLY REMOVE THE EXISTING VEGETATIVE SUPPORT SOIL ALONG THE EDGES OF THE LETDOWN CHANNEL AS NECESSARY AND STOCKPILE ON-SITE FOR RE-USE. AVOID MIXING OF THE VEGETATIVE SUPPORT SOIL WITH THE UNDERLYING DRAINAGE SAND.
 - CAREFULLY REMOVE THE EXISTING DRAINAGE SAND ALONG THE EDGES OF THE LETDOWN CHANNEL AS NECESSARY AND STOCKPILE ON-SITE FOR RE-USE. AVOID MIXING OF THE DRAINAGE SAND WITH THE OVERLYING VEGETATIVE SUPPORT SOIL. DRAINAGE SAND MUST BE REMOVED USING HAND TOOLS WITHIN 4 INCHES OF THE EXISTING FINAL COVER GEOMEMBRANE. CONTRACTOR SHALL BE RESPONSIBLE FOR EXERCISING EXTREME CARE DURING THIS PROCESS SO AS NOT TO DAMAGE THE EXISTING FINAL COVER GEOMEMBRANE.
 - REMOVE AND DISPOSE OF EXISTING GEOMEMBRANE CHANNEL LINER AND EXIST. CHANNEL GEOCOMPOSITE/GEOTEXTILE THAT MAY BE PRESENT.
 - REMOVE EXIST. CHANNEL SUBGRADE LOCATED BENEATH CHANNEL LINING MATERIAL AND REUSE TO REBUILD SIDES OF ERODED LETDOWN CHANNEL, OR STOCKPILE EXCESS CHANNEL SUBGRADE AT OWNER'S DESIGNATED ONSITE STOCKPILE LOCATION.
 - THE VEGETATIVE SUPPORT SOIL AND DRAINAGE SAND SHALL MEET THE REQUIREMENTS OUTLINED BELOW:
 - THE DRAINAGE SAND LAYER SHALL CONSIST OF SOIL WITH A MINIMUM PERMEABILITY OF 1x10⁻⁴ CM/SEC AND LESS THAN 10% PASSING THE #20 SIEVE.
 - THE VEGETATIVE SUPPORT LAYER SHALL CONSIST OF SOIL WITH AN ORGANIC CONTENT NOT LESS THAN 8%, A PH BETWEEN 5.0 AND 7.0 AND CONSIST OF A 3-INCH MINUS SOIL.
 - REPAIR ANY DAMAGE TO EXISTING FINAL COVER GEOMEMBRANE USING APPROPRIATE EXTRUSION WELDING REPAIR METHODS WITH 40 MIL TEXTURED GEOMEMBRANE.
 - INSTALL 16 OZ. GEOTEXTILE TO LINE CHANNEL BOTTOM AND SIDES BEFORE PLACING RIPRAP.
 - REINSTALL SALVAGED RIPRAP, AND INSTALL ADDITIONAL OFFSITE SOURCE RIPRAP AS NEEDED TO MEET 12-INCH THICK DEPTH REQ'T.
 - REPLACE THE DRAINAGE SAND LAYER AND VEGETATIVE SUPPORT SOIL LAYER TO THE THICKNESS INDICATED ON THE EXISTING FINAL COVER SECTION DETAILS.
 - HYDROSEED ALL DISTURBED AREAS OR INSTALL SEED, FERTILIZER AND EROSION CONTROL MAT.



NOTES:

- ALL DIVERSION BERM INLETS SHALL BE REPAIRED AS NOTED IN THIS DETAIL. CONTRACTOR SHALL REMOVE AND SALVAGE SOIL MATERIALS AS NECESSARY FOR REUSE.
- ANY OFFSITE SOILS OR RIP-RAP NEEDED FOR PROJECT SHALL MEET REQUIREMENTS AS INDICATED ON THIS SHEET AND IN NOTES.
- CHANNEL LINING MATERIAL (GEOTEXTILE & RIPRAP) SHALL EXTEND A MIN. OF 10'-0" INTO EACH DIVERSION BERM THAT INTERSECTS THE LET-DOWN CHANNEL.
- DISTURBED AREAS SHALL BE LOAMED AND HYDRO-SEEDED BY THE CONTRACTOR.

3 PROPOSED LET-DOWN CHANNEL INLET REPAIR DETAIL
SCALE: 1"=8'

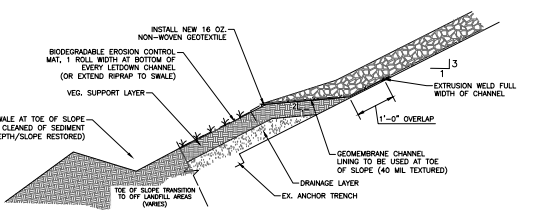


NOTES

- GEOSYNTHETIC MATERIALS ARE NOT TO SCALE.
- RIPRAP LINING CHANNEL LINING SHALL BE MINIMUM OF 12-INCHES THICK.
- ANY IMPORTED RIPRAP NEEDED FOR THE PROJECT SHALL CONSIST OF WELL GRADED ROCK, CONSISTING OF A D50 WITHIN THE FOLLOWING LIMITS:

STONE SIZE	% OF MASS
6" - 12"	30 - 40
4" - 6"	30 - 40
2" - 4"	10 - 20
1" - 2"	10 - 20
LESS THAN 1"	0 - 10

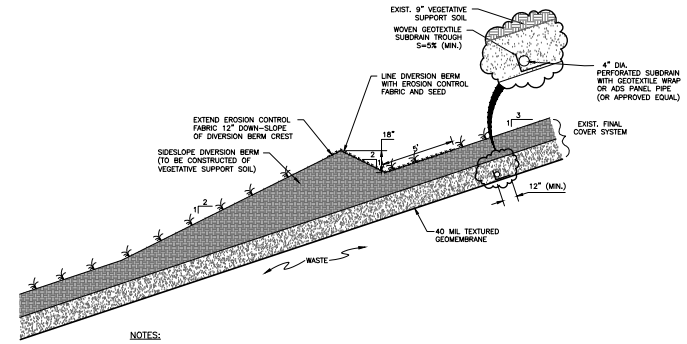
2 PROPOSED LET DOWN CHANNEL CROSS-SECTION
SCALE: 1"= 3'



NOTES

- A GEOMEMBRANE CHANNEL LINING WILL ONLY BE USED AT THE TOE OF SLOPE OF EACH LETDOWN CHANNEL REPAIR AREA, TO TRANSMIT THE STORMWATER RUNOFF ONTO VEGETATIVE SUPPORT SOILS AND OFF-LANDFILL AREAS.

5 PROPOSED LET DOWN CHANNEL TOE-OF-SLOPE TRANSITION CROSS-SECTION
SCALE: 1"=3'



NOTES:

- ANY ERODED DIVERSION BERMS SHOULD BE REPAIRED TO MEET THIS DETAIL.
- EXISTING SUBDRAINS TO STAY IN PLACE. ANY DAMAGED SUBDRAINS TO BE REPAIRED TO MEET THIS DETAIL.
- TO THE GREATEST POSSIBLE EXTENT, THE EXISTING DRAINAGE SOIL LAYER SHALL REMAIN IN-PLACE AND UNDISTURBED DURING THE FINAL COVER REPAIR WORK. ANY DRAINAGE LAYER SOIL REMOVED BY THE CONTRACTOR SHALL BE REPLACED TO A MINIMUM THICKNESS OF 9". SOIL REMOVAL WITHIN 6-INCHES OF THE FINAL COVER GEOMEMBRANE MUST BE PERFORMED USING HAND TOOLS TO PROTECT AGAINST DAMAGE TO THE FINAL COVER GEOMEMBRANE.
- THE MINIMUM THICKNESS OF VEGETATIVE SUPPORT SOIL SHALL BE 9". ADDITIONAL SOIL SHALL BE PLACED AS NECESSARY TO FORM THE SIDESLOPE DIVERSION BERM TO THE DIMENSIONS SHOWN ON THIS DETAIL.
- CONTRACTOR SHALL REPAIR ERODED PORTIONS OF DIVERSION BERMS AS NEEDED TO MAINTAIN FLOW INTO OR NEAR THE LETDOWN CHANNELS. ANY OTHER AREAS WHICH MAY BE ERODED SHALL ALSO BE REPAIRED FOLLOWING APPROVAL OF OWNER'S REPRESENTATIVE.

4 DIVERSION BERM REPAIR DETAIL
SCALE: 1"= 4'

NO.	DATE	REVISION RECORD

31 Bellows Road
Raynham, MA 02767
Ph: 774.501.2176
www.ccecinc.com

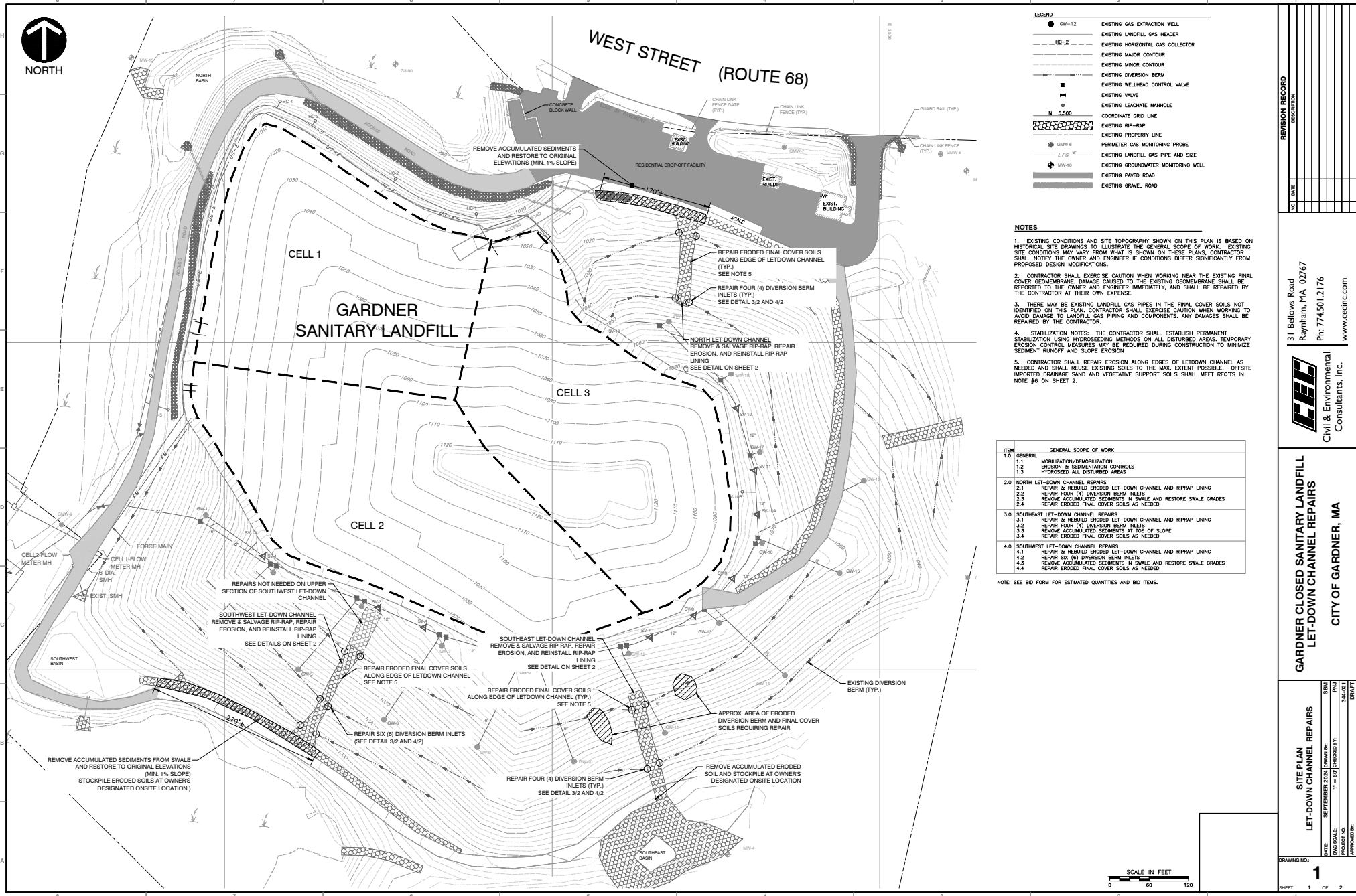


**GARDNER CLOSED SANITARY LANDFILL
LET-DOWN CHANNEL REPAIRS**
CITY OF GARDNER, MA

DATE	BY	CHK'D BY
SEPT 2024		

DATE: SEPT 2024
DRAWN BY: [blank]
DWG SCALE: AS SHOWN
CHECKED BY: [blank]
PROJECT NO.: [blank]
PROFESSOR: [blank]

DETAIL SHEET
LET-DOWN CHANNEL REPAIRS
SHEET 2 OF 2




LEGEND

● GW-12	EXISTING GAS EXTRACTION WELL
— HC-2	EXISTING LANDFILL GAS HEADER
—	EXISTING HORIZONTAL GAS COLLECTOR
—	EXISTING MAJOR CONTOUR
—	EXISTING MINOR CONTOUR
—	EXISTING DIVERSION BERM
■	EXISTING WELLSHAFT CONTROL VALVE
■	EXISTING VALVE
○	EXISTING LEACHATE MANHOLE
○	COORDINATE GRID LINE
▨	EXISTING RIP-RAP
—	EXISTING PROPERTY LINE
○	PERIMETER GAS MONITORING PROBE
— LFG-5	EXISTING LANDFILL GAS PIPE AND SIZE
○	EXISTING GROUNDWATER MONITORING WELL
—	EXISTING PAVED ROAD
—	EXISTING GRAVEL ROAD

- NOTES**
- EXISTING CONDITIONS AND SITE TOPOGRAPHY SHOWN ON THIS PLAN IS BASED ON HISTORICAL SITE DRAWINGS TO ILLUSTRATE THE GENERAL SCOPE OF WORK. EXISTING SITE CONDITIONS MAY VARY FROM WHAT IS SHOWN ON THESE PLANS. CONTRACTOR SHALL NOTIFY THE OWNER AND ENGINEER IF CONDITIONS DIFFER SIGNIFICANTLY FROM PROPOSED DESIGN MODIFICATIONS.
 - CONTRACTOR SHALL EXERCISE CAUTION WHEN WORKING NEAR THE EXISTING FINAL COVER GEOMEMBRANE. DAMAGE CAUSED TO THE EXISTING GEOMEMBRANE SHALL BE REPORTED TO THE OWNER AND ENGINEER IMMEDIATELY, AND SHALL BE REPAIRED BY THE CONTRACTOR AT THEIR OWN EXPENSE.
 - THERE MAY BE EXISTING LANDFILL GAS PIPES IN THE FINAL COVER SOILS NOT IDENTIFIED ON THIS PLAN. CONTRACTOR SHALL EXERCISE CAUTION WHEN WORKING TO AVOID DAMAGE TO LANDFILL GAS PIPING AND COMPONENTS. ANY DAMAGES SHALL BE REPAIRED BY THE CONTRACTOR.
 - STABILIZATION NOTES: THE CONTRACTOR SHALL ESTABLISH PERMANENT STABILIZATION USING HYDROSEEDING METHODS ON ALL DISTURBED AREAS. TEMPORARY EROSION CONTROL MEASURES MAY BE REQUIRED DURING CONSTRUCTION TO MINIMIZE SEDIMENT RUNOFF AND SLOPE EROSION.
 - CONTRACTOR SHALL REPAIR EROSION ALONG EDGES OF LETDOWN CHANNEL AS NEEDED AND SHALL REUSE EXISTING SOILS TO THE MAX. EXTENT POSSIBLE. OFFSITE IMPORTED DRAINAGE SAND AND VEGETATIVE SUPPORT SOILS SHALL MEET REQTS IN NOTE #8 ON SHEET 2.

ITEM	GENERAL SCOPE OF WORK
1.0	GENERAL
1.1	MOBILIZATION/DEMobilIZATION
1.2	EROSION & SEDIMENTATION CONTROLS
1.3	HYDROSEED ALL DISTURBED AREAS
2.0	NORTH LET-DOWN CHANNEL REPAIRS
2.1	REPAIR & REBUILD ERODED LET-DOWN CHANNEL AND RIPRAP LINING
2.2	REPAIR FOUR (4) DIVERSION BERM INLETS
2.3	REMOVE ACCUMULATED SEDIMENTS IN SWALE AND RESTORE SMALE GRADES
2.4	REPAIR ERODED FINAL COVER SOILS AS NEEDED
3.0	SOUTHWEST LET-DOWN CHANNEL REPAIRS
3.1	REPAIR & REBUILD ERODED LET-DOWN CHANNEL AND RIPRAP LINING
3.2	REPAIR FOUR (4) DIVERSION BERM INLETS
3.3	REMOVE ACCUMULATED SEDIMENTS AT TOE OF SLOPE
3.4	REPAIR ERODED FINAL COVER SOILS AS NEEDED
4.0	SOUTHWEST LET-DOWN CHANNEL REPAIRS
4.1	REPAIR & REBUILD ERODED LET-DOWN CHANNEL AND RIPRAP LINING
4.2	REPAIR SIX (6) DIVERSION BERM INLETS
4.3	REMOVE ACCUMULATED SEDIMENTS IN SWALE AND RESTORE SMALE GRADES
4.4	REPAIR ERODED FINAL COVER SOILS AS NEEDED

NOTE: SEE BID FORM FOR ESTIMATED QUANTITIES AND BID ITEMS.



REVISION RECORD

NO.	DATE	DESCRIPTION

31 Bellows Road
Rayham, MA 02767
Ph: 774.501.2176
www.cedinc.com



**GARDNER CLOSED SANITARY LANDFILL
LET-DOWN CHANNEL REPAIRS**

CITY OF GARDNER, MA

**SITE PLAN
LET-DOWN CHANNEL REPAIRS**

DATE	SEPTEMBER 2024	DRAWN BY	EBM
DWG SCALE	1" = 60'	CHECKED BY	PHU
PROJECT NO.	24-020	APPROVED BY	

**CITY OF GARDNER CAPITAL IMPROVEMENT PROJECT REQUEST FORM
FY2026 – FY2030**

PROJECT ID (by Committee)	26-059
PROJECT TITLE	
Transfer Station Facilities	
DEPARTMENT	
Health	
SUBMITTED BY	DATE SUBMITTED
Micah Blondeau	1/14/2025



Insert Picture if available/applicable

CATEGORY	<input checked="" type="checkbox"/> Facilities	<input checked="" type="checkbox"/> Infrastructure	<input type="checkbox"/> Study/Design	<input type="checkbox"/> Vehicle/Equipment	<input type="checkbox"/> Other
PRIORITY	<input type="checkbox"/> Emergency <i>Immediate Need</i>	<input checked="" type="checkbox"/> High <i>Needed in next 2 years</i>	<input type="checkbox"/> Low <i>Needed in 2-5 years</i>	USEFUL LIFE (YRS)	5+

PROJECT DESCRIPTION	
Please describe the project. Explain priority and justification for the project.	
<p>Construction of a permanent transfer station office with electricity, internet, sanitary sewer, and potable water. The current facilities at the transfer station consist of 2 porta-potties, an insulated shed for the monitor's station, and an unheated trailer for an office/breakroom. There is no water service for handwashing available. Electricity is supplied to the attendants shed via a small generator, and heat is provided by a propane radiator in the monitor's shed. Transfer station staff are subject to the elements year round without adequate facilities. Attached is a preliminary quote for the installation of a modular office, equipped with a bathroom and a mini split hvac system.</p>	
Provide additional sheets as necessary	

Category*	Five Year Total	Estimated Cost by Fiscal Year				
		FY 2026	FY 2027	FY 2028	FY 2029	FY 2030
Facilities		150,000	150,000			
Infrastructure		50,000	50,000			
Study/Design						
Vehicle/Equipment						
Other						
TOTAL						

* If multiple categories for single project, include cost for each and for each FY as needed

Gardner Transfer Station ROM Proposal



Project Contact:

Name

Title: Director of Construction

Development and Solutions

Email: mwhite@triumphmodular.com

Mobile: 267-638-2365

12/17/2024

Micah Blondeau R.S.
Director of Public Health
City of Gardner MA
95 Pleasant Street Room 29
Gardner, MA 01440

Dear Micah,

Thank you for your interest in exploring a modular office space facility with Triumph Modular. The modular construction method enables a significant amount of construction, in some cases up to 80%, to be completed off-site concurrent with permitting and preparation of the site to accept your new building.

The result is less disruption to your campus and personnel, more assurance of schedule and cost, and greater speed to occupancy.

Please find attached ROM pricing on the options detailed.

Please do not hesitate to reach out if you have any questions.

Best,

Megan White
Director of Construction Development and Solutions
mwhite@triumphmodular.com
267-638-2356

Building Information:

- (1) 10'x44' modular office unit
- (1) Individual office space
- (1) Unisex restroom

Associated Costs:

- Modular Building and Installation: \$329,800
 - Building drawings – Architectural, Structural, MEP
 - Transport the modular unit from Littleton, MA to Gardner, MA
 - Foundation system – Dry stack block on below grade concrete piers
 - Set unit via track machine
 - Install interior and exterior seaming at mate lines, including skirting around the building perimeter
 - 1/8" VCT flooring throughout
 - 1/2" vinyl covered gypsum walls throughout
 - 4" vinyl cove base throughout
 - C-spray ceiling, finished ceiling height 8'-0" AFF
 - Smart panel exterior siding with smart trim
 - R-30 Floor insulation
 - R-19 Exterior wall insulation
 - R-48 Ceiling insulation
 - R-11 Interior wall insulation
 - 48"x24" Horizontal sliding windows with Low E insulated glass

Please understand that providing Rough Order of Magnitude pricing is a challenge as specifications, design, site conditions, and scopes of work are all loosely defined at best.

The risk therefore providing a budget that is too low, resulting in disappointment with the results of a formal bidding process, or one too high that might cast doubt about the viability of a project.

Code Classification:

- Number of Stories: One
- Occupancy: Construction Code
- Construction: VB

Triumph will provide the following:

Division 1 – General Conditions, Building Code and Permitting Clarifications

- Design engineering services for construction and building department submission
- Client to provide civil design plan with proposed building layout
- All required staffing and general requirements to responsibly manage and facilitate turnkey construction project
- Submission to local building department for building permit and certificate of occupancy following installation

Division 2 – Site Work, 3 – Concrete, 4 – Masonry, 5 – Metals, 6 – Wood & Plastic, 7 – Thermal Moisture Protection, including Delivery, Set Up and Construction Services, at installation

- Building foundation will be per approved PE drawings provided by Triumph, and approved by local authority
- Site preparation and removal of excess material for new modular building foundation system
- Trenching, installation, and backfilling for new utility services
- Triumph to provide (2) new utility conduits from existing utility pole. Transformer provided by others (if required)
- Transport the modular units to the site, including all over the road transportation permits and route survey (if required), escort cars and local police escort if required.
- Removal and disposal of shipping walls and materials from modular units, preparation for set up on foundation, furnish of rigging equipment to set modular units on foundation specified, level and bolt buildings together and make weather tight.
- Placement of modules is assumed to be by track machines
- Anchoring of the building according to licensed engineer stamped tie down plan (provided by Triumph)
- Furnishing and installation of skirting materials around building perimeter with appropriate access and ventilation as required.

Division 15 – Mechanical/ Plumbing

- (1) 2.5 ton heat pump with 10 KW
- (1) individual restroom
- (1) Utility closet with mop sink
- Instant flow water heater
- Water and sewer connections (Assumed to municipal utilities)

- HVAC connections

Division 16 – Electrical

- Assumed electrical service is adequate size to accommodate new load requirements
- Outlets, switches, interior and exterior lights to code
- Security system and cameras are by others.
- Card access, low voltage/ data wiring, patch panels are by others.
- Electrical connections (Assumed to municipal utilities)

Division 17 – Miscellaneous

- Proposal is based on non-union, non-prevailing wage rates unless specified otherwise
- Assumes all existing utilities are adequately sized to support additional load with no modifications or improvements required
- Furniture (desk, chairs, tables, etc.) for these units have NOT been included in the above pricing
- Marker boards and smart boards for these units have NOT been included in the above pricing
- Shut down of any existing systems or any associated fee(s) if applicable, by others
- Final clean will be considered “construction clean” and includes broom clean, vacuuming of floors, wiping down of wall surfaces and interior and exterior cleaning of windows
- Pricing does NOT include sales, use, personal or real property taxes if applicable
- Police site detail for traffic management during installation is NOT included
- Construction fencing/ site security fencing during construction is by others

**CITY OF GARDNER CAPITAL IMPROVEMENT PROJECT REQUEST FORM
FY2027 – FY2031**

PROJECT ID (by Committee)	27-006
PROJECT TITLE	
Greenwood Pool Resurfacing	
DEPARTMENT	
Human Resources	
SUBMITTED BY	DATE SUBMITTED
Amanda Morse	12/5/2025



Insert Picture if available/applicable

CATEGORY	<input type="checkbox"/> Facilities	<input checked="" type="checkbox"/> Infrastructure	<input type="checkbox"/> Study/Design	<input type="checkbox"/> Vehicle/Equipment	<input type="checkbox"/> Other
PRIORITY	<input checked="" type="checkbox"/> Emergency <i>Immediate Need</i>	<input type="checkbox"/> High <i>Needed in next 2 years</i>	<input type="checkbox"/> Low <i>Needed in 2-5 years</i>	USEFUL LIFE (YRS)	

PROJECT DESCRIPTION
Please describe the project. Explain priority and justification for the project.
<p>The Greenwood Pool is in need of resurfacing, as it has not been completed in nearly 20 years. The previous resurfacing was expected to have a useful life of approximately 10–12 years, and the surface has now significantly deteriorated beyond that timeframe. The condition of the pool has reached a point where continued operation may not be possible without repair.</p> <p>This project would include draining the pool, repairing any structural cracks or damage, and applying a new plaster or aggregate surface to ensure safe and reliable operation. Timely completion of this project is critical to prevent potential closure for the upcoming swim season and to maintain a key community recreational amenity.</p>
Provide additional sheets as necessary

Category*	Five Year Total	Estimated Cost by Fiscal Year				
		FY 2027	FY 2028	FY 2029	FY 2030	FY 2031
Facilities	150,000	150,000				
Infrastructure						
Study/Design						
Vehicle/Equipment						
Other						
TOTAL	150,000	150,000				

* If multiple categories for single project, include cost for each and for each FY as needed



Scope of work

1 message

Nick Elezi <teamstarpools@gmail.com>
To: christof@cmchartier.com

Wed, Sep 24, 2025 at 9:05 PM

Team Star Pools & Masonry Inc.
P.O. Box 899, Methuen, MA 01844
(603) 540-1436
Toll-Free: 1-866-810-988

CM Chartier
Christof Chartier
978 340 2903

Scope of Work:

1. The association empties the pool.
2. Install 8 new non slip racing lines tiles one foot wide 2x2 and 80 feet long. Similar to existing. Install new tiles at the wall the same as they are. Install tiles on the steps. Price: \$39,000
4. Chip around fitting and light. Power wash the pool and apply a bonding agents to stick the plaster. Price: \$27,000
5. Check pool for hollow spots and cracks. If there is hollow and cracks it will be extra charge.
6. Apply white plaster to pool. Price: \$75,000.00

Team Star pays for all materials except water.

Total Price: \$141,000.00

If accepted, send a signed copy of this proposal with an initial deposit of \$41,000 to the PO Box at the top of the email. Another payment of \$50,000 is due when the pool is prepped And the final payment of \$50,000 is due when the job is completed.

Signature: _____
Date: _____

Signature: _____
Date: _____

**CITY OF GARDNER CAPITAL IMPROVEMENT PROJECT REQUEST FORM
FY2027 – FY2031**

PROJECT ID (by Committee)	27-007
PROJECT TITLE	
Splash Park Repair	
DEPARTMENT	
Human Resources	
SUBMITTED BY	DATE SUBMITTED
Amanda Morse	12/5/2025



Insert Picture if available/applicable

CATEGORY	<input type="checkbox"/> Facilities	<input checked="" type="checkbox"/> Infrastructure	<input type="checkbox"/> Study/Design	<input type="checkbox"/> Vehicle/Equipment	<input type="checkbox"/> Other
PRIORITY	<input type="checkbox"/> Emergency <i>Immediate Need</i>	<input checked="" type="checkbox"/> High <i>Needed in next 2 years</i>	<input type="checkbox"/> Low <i>Needed in 2-5 years</i>	USEFUL LIFE (YRS)	

PROJECT DESCRIPTION	
Please describe the project. Explain priority and justification for the project.	
<p>The City's Splash Park has been non-operational for over five years due to multiple equipment and infrastructure failures. This project would address the necessary repairs and replacements required to restore the facility to safe and functional condition. Planned improvements include replacing broken tipping buckets and other play features, performing maintenance and repairs on the sand filtration system, repairing underground pipelines, and restoring the holding tank and associated mechanical components.</p>	
Provide additional sheets as necessary	

Category*	Five Year Total	Estimated Cost by Fiscal Year				
		FY 2027	FY 2028	FY 2029	FY 2030	FY 2031
Facilities						
Infrastructure	22,000	22,000				
Study/Design						
Vehicle/Equipment						
Other						
TOTAL	22,000	22,000				

* If multiple categories for single project, include cost for each and for each FY as needed

Water Splash

Turnkey Splash Park Equipment Manufacturer
Barnesville, Georgia
sales@watersplashnet.com | www.watersplashnet.com

Date: May 13, 2025

To: City of Gardner, Massachusetts

Attn: Parks and Recreation Department

Subject: Official Project Cost Submittal – Splash Park Maintenance and Equipment Replacement

Dear City of Gardner Officials,

Water Splash is pleased to provide this official project cost submittal for the planned repair, maintenance, and component replacement for your existing splash park facility. Our team is committed to delivering high-quality service and ensuring your splash pad is fully operational and safe for the 2025 season.

Scope of Work

Chemical Feed Pump Replacement

Supply and install **two (2)** new chemical feed pumps.

Each unit is rated for accurate chlorine or acid dosing.

Replacement and Installation of Tipping Buckets

Remove existing units and install **three (3)** new thumbing bucket features.

Sand Filter Maintenance

Remove existing sand media and replace with new filtration-grade sand.

Pipeline Repair

Locate and repair broken underground line servicing the **cannon** water feature.

Tank Cleaning and System Testing

Full interior tank cleaning.

Functional testing of:

Water manifold

Activator unit

Circulation pumps

Chemical controller

Ensure operational status and calibrate for optimal performance.

Cost Summary

Item	Quantity	Unit Cost (USD)	Total (USD)
Labor	-	-	\$18,000.00
Chemical Feed Pumps	2	\$400.00	\$800.00
Tipping Buckets	3	\$760.00	\$2,280.00
Shipment		\$400	\$400.00
Subtotal			21,480.00

Contingency Items (If Required)

Circulation Pump (each): \$1,800.00

Chemical Controller (replacement): \$3,000.00

Activator Sensor (replacement): \$250.00

Check valves on suction line of pumps: \$370 (each)

Contingency items will only be billed if existing components fail testing and require replacement.

Project Schedule

Work Completion Deadline: On or before June 15, 2025

We appreciate the opportunity to support the City of Gardner with this critical upgrade and maintenance service. Our team is prepared to mobilize and ensure all systems are operational for the upcoming splash season. Should you have any questions or require additional documentation, please feel free to contact us directly.

Sincerely,

Gokhan Celik

CEO, Water Splash

gcelik@watersplashnet.com

(800) 936 3430

**CITY OF GARDNER CAPITAL IMPROVEMENT PROJECT REQUEST FORM
FY2026 – FY2030**

PROJECT ID (by Committee)	26-001
PROJECT TITLE	
1-ton Dump Truck	
DEPARTMENT	
Public Works	
SUBMITTED BY	DATE SUBMITTED
Dane E Arnold	12/19/2024



Insert Picture if available/applicable

CATEGORY	<input type="checkbox"/> Facilities	<input type="checkbox"/> Infrastructure	<input type="checkbox"/> Study/Design	<input checked="" type="checkbox"/> Vehicle/Equipment	<input type="checkbox"/> Other
PRIORITY	<input type="checkbox"/> Emergency <i>Immediate Need</i>	<input checked="" type="checkbox"/> High <i>Needed in next 2 years</i>	<input type="checkbox"/> Low <i>Needed in 2-5 years</i>	USEFUL LIFE (YRS)	15

PROJECT DESCRIPTION	
Please describe the project. Explain priority and justification for the project.	
Purchase new 1-ton Dump Truck with Plow to replace 2008 truck	
Provide additional sheets as necessary	

Category*	Five Year Total	Estimated Cost by Fiscal Year				
		FY 2026	FY 2027	FY 2028	FY 2029	FY 2030
Facilities						
Infrastructure						
Study/Design						
Vehicle/Equipment				85,000		
Other						
TOTAL				85,000		

* If multiple categories for single project, include cost for each and for each FY as needed

**CITY OF GARDNER CAPITAL IMPROVEMENT PROJECT REQUEST FORM
FY2026 – FY2030**

PROJECT ID (by Committee)	26-002
PROJECT TITLE	
1-ton Dump Truck	
DEPARTMENT	
Public Works	
SUBMITTED BY	DATE SUBMITTED
Dane E Arnold	12/19/2024



Insert Picture if available/applicable

CATEGORY	<input type="checkbox"/> Facilities	<input type="checkbox"/> Infrastructure	<input type="checkbox"/> Study/Design	<input checked="" type="checkbox"/> Vehicle/Equipment	<input type="checkbox"/> Other
PRIORITY	<input type="checkbox"/> Emergency <i>Immediate Need</i>	<input type="checkbox"/> High <i>Needed in next 2 years</i>	<input checked="" type="checkbox"/> Low <i>Needed in 2-5 years</i>	USEFUL LIFE (YRS)	15

PROJECT DESCRIPTION	
Please describe the project. Explain priority and justification for the project.	
Purchase new 1-ton Dump Truck with Plow to replace 2012 truck	
Provide additional sheets as necessary	

Category*	Five Year Total	Estimated Cost by Fiscal Year				
		FY 2026	FY 2027	FY 2028	FY 2029	FY 2030
Facilities						
Infrastructure						
Study/Design						
Vehicle/Equipment					85,000	
Other						
TOTAL					85,000	

* If multiple categories for single project, include cost for each and for each FY as needed

**CITY OF GARDNER CAPITAL IMPROVEMENT PROJECT REQUEST FORM
FY2026 – FY2030**

PROJECT ID (by Committee)	26-003
PROJECT TITLE	
1-ton Dump Truck	
DEPARTMENT	
Public Works	
SUBMITTED BY	DATE SUBMITTED
Dane E Arnold	12/19/2024



Insert Picture if available/applicable

CATEGORY	<input type="checkbox"/> Facilities	<input type="checkbox"/> Infrastructure	<input type="checkbox"/> Study/Design	<input checked="" type="checkbox"/> Vehicle/Equipment	<input type="checkbox"/> Other
PRIORITY	<input type="checkbox"/> Emergency <i>Immediate Need</i>	<input checked="" type="checkbox"/> High <i>Needed in next 2 years</i>	<input type="checkbox"/> Low <i>Needed in 2-5 years</i>	USEFUL LIFE (YRS)	15

PROJECT DESCRIPTION	
Please describe the project. Explain priority and justification for the project.	
Purchase new 1-ton Dump Truck with Plow to replace 2001 truck	
Provide additional sheets as necessary	

Category*	Five Year Total	Estimated Cost by Fiscal Year				
		FY 2026	FY 2027	FY 2028	FY 2029	FY 2030
Facilities						
Infrastructure						
Study/Design						
Vehicle/Equipment		85,000				
Other						
TOTAL		85,000				

* If multiple categories for single project, include cost for each and for each FY as needed

**CITY OF GARDNER CAPITAL IMPROVEMENT PROJECT REQUEST FORM
FY2026 – FY2030**

PROJECT ID (by Committee)	26-004
PROJECT TITLE	
6 Wheel Dump Truck/Spreader/Plow	
DEPARTMENT	
Public Works	
SUBMITTED BY	DATE SUBMITTED
Dane E Arnold	12/19/2024



Insert Picture if available/applicable

CATEGORY	<input type="checkbox"/> Facilities	<input type="checkbox"/> Infrastructure	<input type="checkbox"/> Study/Design	<input checked="" type="checkbox"/> Vehicle/Equipment	<input type="checkbox"/> Other
PRIORITY	<input checked="" type="checkbox"/> Emergency <i>Immediate Need</i>	<input type="checkbox"/> High <i>Needed in next 2 years</i>	<input type="checkbox"/> Low <i>Needed in 2-5 years</i>	USEFUL LIFE (YRS)	20

PROJECT DESCRIPTION	
Please describe the project. Explain priority and justification for the project.	
6 Wheel Dump Truck/Spreader/Plow replacing 1992 truck	
Provide additional sheets as necessary	

Category*	Five Year Total	Estimated Cost by Fiscal Year				
		FY 2026	FY 2027	FY 2028	FY 2029	FY 2030
Facilities						
Infrastructure						
Study/Design						
Vehicle/Equipment			295,000			
Other						
TOTAL			295,000			

* If multiple categories for single project, include cost for each and for each FY as needed

**CITY OF GARDNER CAPITAL IMPROVEMENT PROJECT REQUEST FORM
FY2026 – FY2030**

PROJECT ID (by Committee)	26-005
PROJECT TITLE	
6 Wheel Dump Truck/Spreader/Plow	
DEPARTMENT	
Public Works	
SUBMITTED BY	DATE SUBMITTED
Dane E Arnold	12/19/2024



Insert Picture if available/applicable

CATEGORY	<input type="checkbox"/> Facilities	<input type="checkbox"/> Infrastructure	<input type="checkbox"/> Study/Design	<input checked="" type="checkbox"/> Vehicle/Equipment	<input type="checkbox"/> Other
PRIORITY	<input type="checkbox"/> Emergency <i>Immediate Need</i>	<input checked="" type="checkbox"/> High <i>Needed in next 2 years</i>	<input type="checkbox"/> Low <i>Needed in 2-5 years</i>	USEFUL LIFE (YRS)	20

PROJECT DESCRIPTION	
Please describe the project. Explain priority and justification for the project.	
6 Wheel Dump Truck/Spreader/Plow replacing 1995 truck	
Provide additional sheets as necessary	

Category*	Five Year Total	Estimated Cost by Fiscal Year				
		FY 2026	FY 2027	FY 2028	FY 2029	FY 2030
Facilities						
Infrastructure						
Study/Design						
Vehicle/Equipment				295,000		
Other						
TOTAL				295,000		

* If multiple categories for single project, include cost for each and for each FY as needed

**CITY OF GARDNER CAPITAL IMPROVEMENT PROJECT REQUEST FORM
FY2026 – FY2030**

PROJECT ID (by Committee)	26-006
PROJECT TITLE	
6 Wheel Dump Truck/Spreader/Plow	
DEPARTMENT	
Public Works	
SUBMITTED BY	DATE SUBMITTED
Dane E Arnold	12/19/2024



Insert Picture if available/applicable

CATEGORY	<input type="checkbox"/> Facilities	<input type="checkbox"/> Infrastructure	<input type="checkbox"/> Study/Design	<input checked="" type="checkbox"/> Vehicle/Equipment	<input type="checkbox"/> Other
PRIORITY	<input type="checkbox"/> Emergency <i>Immediate Need</i>	<input type="checkbox"/> High <i>Needed in next 2 years</i>	<input checked="" type="checkbox"/> Low <i>Needed in 2-5 years</i>	USEFUL LIFE (YRS)	20

PROJECT DESCRIPTION	
Please describe the project. Explain priority and justification for the project.	
6 Wheel Dump Truck/Spreader/Plow replacing 1998 truck	
Provide additional sheets as necessary	

Category*	Five Year Total	Estimated Cost by Fiscal Year				
		FY 2026	FY 2027	FY 2028	FY 2029	FY 2030
Facilities						
Infrastructure						
Study/Design						
Vehicle/Equipment					295,000	
Other						
TOTAL					295,000	

* If multiple categories for single project, include cost for each and for each FY as needed

**CITY OF GARDNER CAPITAL IMPROVEMENT PROJECT REQUEST FORM
FY2026 – FY2030**

PROJECT ID (by Committee)	26-007
PROJECT TITLE	
6 Wheel Dump Truck/Spreader/Plow	
DEPARTMENT	
Public Works	
SUBMITTED BY	DATE SUBMITTED
Dane E Arnold	12/19/2024



Insert Picture if available/applicable

CATEGORY	<input type="checkbox"/> Facilities	<input type="checkbox"/> Infrastructure	<input type="checkbox"/> Study/Design	<input checked="" type="checkbox"/> Vehicle/Equipment	<input type="checkbox"/> Other
PRIORITY	<input type="checkbox"/> Emergency <i>Immediate Need</i>	<input type="checkbox"/> High <i>Needed in next 2 years</i>	<input checked="" type="checkbox"/> Low <i>Needed in 2-5 years</i>	USEFUL LIFE (YRS)	20

PROJECT DESCRIPTION	
Please describe the project. Explain priority and justification for the project.	
6 Wheel Dump Truck/Spreader/Plow replacing 2001 truck	
Provide additional sheets as necessary	

Category*	Five Year Total	Estimated Cost by Fiscal Year				
		FY 2026	FY 2027	FY 2028	FY 2029	FY 2030
Facilities						
Infrastructure						
Study/Design						
Vehicle/Equipment						295,000
Other						
TOTAL						295,000

* If multiple categories for single project, include cost for each and for each FY as needed

**CITY OF GARDNER CAPITAL IMPROVEMENT PROJECT REQUEST FORM
FY2026 – FY2030**

PROJECT ID (by Committee)	26-008
PROJECT TITLE	
6 Wheel Dump Truck/Spreader/Plow	
DEPARTMENT	
Public Works	
SUBMITTED BY	DATE SUBMITTED
Dane E Arnold	12/19/2024



Insert Picture if available/applicable

CATEGORY	<input type="checkbox"/> Facilities	<input type="checkbox"/> Infrastructure	<input type="checkbox"/> Study/Design	<input checked="" type="checkbox"/> Vehicle/Equipment	<input type="checkbox"/> Other
PRIORITY	<input checked="" type="checkbox"/> Emergency <i>Immediate Need</i>	<input type="checkbox"/> High <i>Needed in next 2 years</i>	<input type="checkbox"/> Low <i>Needed in 2-5 years</i>	USEFUL LIFE (YRS)	20

PROJECT DESCRIPTION	
Please describe the project. Explain priority and justification for the project.	
6 Wheel Dump Truck/Spreader/Plow replacing 1988 truck	
Provide additional sheets as necessary	

Category*	Five Year Total	Estimated Cost by Fiscal Year				
		FY 2026	FY 2027	FY 2028	FY 2029	FY 2030
Facilities						
Infrastructure						
Study/Design						
Vehicle/Equipment		295,000				
Other						
TOTAL		295,000				

* If multiple categories for single project, include cost for each and for each FY as needed

**CITY OF GARDNER CAPITAL IMPROVEMENT PROJECT REQUEST FORM
FY2026 – FY2030**

PROJECT ID (by Committee)	26-009
PROJECT TITLE	
10 Wheel Dump Truck/Spreader/Plow	
DEPARTMENT	
Public Works	
SUBMITTED BY	DATE SUBMITTED
Dane E Arnold	12/19/2024



Insert Picture if available/applicable

CATEGORY	<input type="checkbox"/> Facilities	<input type="checkbox"/> Infrastructure	<input type="checkbox"/> Study/Design	<input checked="" type="checkbox"/> Vehicle/Equipment	<input type="checkbox"/> Other
PRIORITY	<input type="checkbox"/> Emergency <i>Immediate Need</i>	<input checked="" type="checkbox"/> High <i>Needed in next 2 years</i>	<input type="checkbox"/> Low <i>Needed in 2-5 years</i>	USEFUL LIFE (YRS)	20

PROJECT DESCRIPTION	
Please describe the project. Explain priority and justification for the project.	
10 Wheel Dump Truck/Spreader/Plow replacing 1997 truck	
Provide additional sheets as necessary	

Category*	Five Year Total	Estimated Cost by Fiscal Year				
		FY 2026	FY 2027	FY 2028	FY 2029	FY 2030
Facilities						
Infrastructure						
Study/Design						
Vehicle/Equipment			385,000			
Other						
TOTAL			385,000			

* If multiple categories for single project, include cost for each and for each FY as needed

**CITY OF GARDNER CAPITAL IMPROVEMENT PROJECT REQUEST FORM
FY2026 – FY2030**

PROJECT ID (by Committee)	26-010
PROJECT TITLE	
10 Wheel Dump Truck/Spreader/Plow	
DEPARTMENT	
Public Works	
SUBMITTED BY	DATE SUBMITTED
Dane E Arnold	12/19/2024



Insert Picture if available/applicable

CATEGORY	<input type="checkbox"/> Facilities	<input type="checkbox"/> Infrastructure	<input type="checkbox"/> Study/Design	<input checked="" type="checkbox"/> Vehicle/Equipment	<input type="checkbox"/> Other
PRIORITY	<input checked="" type="checkbox"/> Emergency <i>Immediate Need</i>	<input type="checkbox"/> High <i>Needed in next 2 years</i>	<input type="checkbox"/> Low <i>Needed in 2-5 years</i>	USEFUL LIFE (YRS)	20

PROJECT DESCRIPTION	
Please describe the project. Explain priority and justification for the project.	
10 Wheel Dump Truck/Spreader/Plow replacing 2005 truck	
Provide additional sheets as necessary	

Category*	Five Year Total	Estimated Cost by Fiscal Year				
		FY 2026	FY 2027	FY 2028	FY 2029	FY 2030
Facilities						
Infrastructure						
Study/Design						
Vehicle/Equipment		385,000				
Other						
TOTAL		385,000				

* If multiple categories for single project, include cost for each and for each FY as needed

**CITY OF GARDNER CAPITAL IMPROVEMENT PROJECT REQUEST FORM
FY2026 – FY2030**

PROJECT ID (by Committee)	26-011
PROJECT TITLE	
24' Double Garage Door	
DEPARTMENT	
Public Works	
SUBMITTED BY	DATE SUBMITTED
Dane E Arnold	



Insert Picture if available/applicable

CATEGORY	<input checked="" type="checkbox"/> Facilities	<input type="checkbox"/> Infrastructure	<input type="checkbox"/> Study/Design	<input checked="" type="checkbox"/> Vehicle/Equipment	<input type="checkbox"/> Other
PRIORITY	<input type="checkbox"/> Emergency <i>Immediate Need</i>	<input checked="" type="checkbox"/> High <i>Needed in next 2 years</i>	<input type="checkbox"/> Low <i>Needed in 2-5 years</i>	USEFUL LIFE (YRS)	

PROJECT DESCRIPTION	
Please describe the project. Explain priority and justification for the project.	
Remove 2 existing garage doors and replace with 1-24' garage door for large trucks with plows for service bay.	
Provide additional sheets as necessary	

Category*	Five Year Total	Estimated Cost by Fiscal Year				
		FY 2026	FY 2027	FY 2028	FY 2029	FY 2030
Facilities		25,000				
Infrastructure						
Study/Design						
Vehicle/Equipment						
Other						
TOTAL		25,000				

* If multiple categories for single project, include cost for each and for each FY as needed

**CITY OF GARDNER CAPITAL IMPROVEMENT PROJECT REQUEST FORM
FY2026 – FY2030**

PROJECT ID (by Committee)	26-012
PROJECT TITLE	
Backhoe	
DEPARTMENT	
Public Works	
SUBMITTED BY	DATE SUBMITTED
Dane E Arnold	12/19/2024



Insert Picture if available/applicable

CATEGORY	<input type="checkbox"/> Facilities	<input type="checkbox"/> Infrastructure	<input type="checkbox"/> Study/Design	<input checked="" type="checkbox"/> Vehicle/Equipment	<input type="checkbox"/> Other
PRIORITY	<input type="checkbox"/> Emergency <i>Immediate Need</i>	<input type="checkbox"/> High <i>Needed in next 2 years</i>	<input checked="" type="checkbox"/> Low <i>Needed in 2-5 years</i>	USEFUL LIFE (YRS)	20

PROJECT DESCRIPTION	
Please describe the project. Explain priority and justification for the project.	
New Backhoe to replace 2007 backhoe	
Provide additional sheets as necessary	

Category*	Five Year Total	Estimated Cost by Fiscal Year				
		FY 2026	FY 2027	FY 2028	FY 2029	FY 2030
Facilities						
Infrastructure						
Study/Design						
Vehicle/Equipment				145,000		
Other						
TOTAL				145,000		

* If multiple categories for single project, include cost for each and for each FY as needed

**CITY OF GARDNER CAPITAL IMPROVEMENT PROJECT REQUEST FORM
FY2026 – FY2030**

PROJECT ID (by Committee)	26-013
PROJECT TITLE	
Bucket Truck	
DEPARTMENT	
Public Works	
SUBMITTED BY	DATE SUBMITTED
Dane E Arnold	12/19/2024



Insert Picture if available/applicable

CATEGORY	<input type="checkbox"/> Facilities	<input type="checkbox"/> Infrastructure	<input type="checkbox"/> Study/Design	<input checked="" type="checkbox"/> Vehicle/Equipment	<input type="checkbox"/> Other
PRIORITY	<input type="checkbox"/> Emergency <i>Immediate Need</i>	<input type="checkbox"/> High <i>Needed in next 2 years</i>	<input type="checkbox"/> Low <i>Needed in 2-5 years</i>	USEFUL LIFE (YRS)	15

PROJECT DESCRIPTION	
Please describe the project. Explain priority and justification for the project.	
Purchase new Bucket Truck for tree work/forestry department to replace 2011 truck	
Provide additional sheets as necessary	

Category*	Five Year Total	Estimated Cost by Fiscal Year				
		FY 2026	FY 2027	FY 2028	FY 2029	FY 2030
Facilities						
Infrastructure						
Study/Design						
Vehicle/Equipment		150,000				
Other						
TOTAL		150,000				

* If multiple categories for single project, include cost for each and for each FY as needed

**CITY OF GARDNER CAPITAL IMPROVEMENT PROJECT REQUEST FORM
FY2026 – FY2030**

PROJECT ID (by Committee)	26-014
PROJECT TITLE	
Cab and Chassis for Sander	
DEPARTMENT	
Public Works	
SUBMITTED BY	DATE SUBMITTED
Dane E Arnold	12/19/2024



Insert Picture if available/applicable

CATEGORY	<input type="checkbox"/> Facilities	<input type="checkbox"/> Infrastructure	<input type="checkbox"/> Study/Design	<input checked="" type="checkbox"/> Vehicle/Equipment	<input type="checkbox"/> Other
PRIORITY	<input type="checkbox"/> Emergency <i>Immediate Need</i>	<input checked="" type="checkbox"/> High <i>Needed in next 2 years</i>	<input type="checkbox"/> Low <i>Needed in 2-5 years</i>	USEFUL LIFE (YRS)	15

PROJECT DESCRIPTION	
Please describe the project. Explain priority and justification for the project.	
Purchase new/used Cab and Chassis to install existing sander body	
Provide additional sheets as necessary	

Category*	Five Year Total	Estimated Cost by Fiscal Year				
		FY 2026	FY 2027	FY 2028	FY 2029	FY 2030
Facilities						
Infrastructure						
Study/Design						
Vehicle/Equipment			35,000			
Other						
TOTAL			35,000			

* If multiple categories for single project, include cost for each and for each FY as needed

**CITY OF GARDNER CAPITAL IMPROVEMENT PROJECT REQUEST FORM
FY2026 – FY2030**

PROJECT ID (by Committee)	26-015
PROJECT TITLE	
Cab and Chassis for Sander	
DEPARTMENT	
Public Works	
SUBMITTED BY	DATE SUBMITTED
Dane E Arnold	12/19/2024



Insert Picture if available/applicable

CATEGORY	<input type="checkbox"/> Facilities	<input type="checkbox"/> Infrastructure	<input type="checkbox"/> Study/Design	<input checked="" type="checkbox"/> Vehicle/Equipment	<input type="checkbox"/> Other
PRIORITY	<input type="checkbox"/> Emergency <i>Immediate Need</i>	<input checked="" type="checkbox"/> High <i>Needed in next 2 years</i>	<input type="checkbox"/> Low <i>Needed in 2-5 years</i>	USEFUL LIFE (YRS)	15

PROJECT DESCRIPTION	
Please describe the project. Explain priority and justification for the project.	
Purchase new/used Cab and Chassis to install existing sander body	
Provide additional sheets as necessary	

Category*	Five Year Total	Estimated Cost by Fiscal Year				
		FY 2026	FY 2027	FY 2028	FY 2029	FY 2030
Facilities						
Infrastructure						
Study/Design						
Vehicle/Equipment		35,000				
Other						
TOTAL		35,000				

* If multiple categories for single project, include cost for each and for each FY as needed

**CITY OF GARDNER CAPITAL IMPROVEMENT PROJECT REQUEST FORM
FY2026 – FY2030**

PROJECT ID (by Committee)	26-016
PROJECT TITLE	
Cremation Vaults	
DEPARTMENT	
Public Works	
SUBMITTED BY	DATE SUBMITTED
Dane E Arnold	12/19/2024



Insert Picture if available/applicable

CATEGORY	<input checked="" type="checkbox"/> Facilities	<input type="checkbox"/> Infrastructure	<input type="checkbox"/> Study/Design	<input type="checkbox"/> Vehicle/Equipment	<input type="checkbox"/> Other
PRIORITY	<input type="checkbox"/> Emergency <i>Immediate Need</i>	<input type="checkbox"/> High <i>Needed in next 2 years</i>	<input checked="" type="checkbox"/> Low <i>Needed in 2-5 years</i>	USEFUL LIFE (YRS)	50

PROJECT DESCRIPTION	
Please describe the project. Explain priority and justification for the project.	
Purchase Cremation Vaults and Site work at Crystal Lake Cemetery	
Provide additional sheets as necessary	

Category*	Five Year Total	Estimated Cost by Fiscal Year				
		FY 2026	FY 2027	FY 2028	FY 2029	FY 2030
Facilities			200,000			
Infrastructure						
Study/Design						
Vehicle/Equipment						
Other						
TOTAL			200,000			

* If multiple categories for single project, include cost for each and for each FY as needed

**CITY OF GARDNER CAPITAL IMPROVEMENT PROJECT REQUEST FORM
FY2026 – FY2030**

PROJECT ID (by Committee)	26-017
PROJECT TITLE	
Large Mower	
DEPARTMENT	
Public Works	
SUBMITTED BY	DATE SUBMITTED
Dane E Arnold	12/19/2024



Insert Picture if available/applicable

CATEGORY	<input type="checkbox"/> Facilities	<input type="checkbox"/> Infrastructure	<input type="checkbox"/> Study/Design	<input checked="" type="checkbox"/> Vehicle/Equipment	<input type="checkbox"/> Other
PRIORITY	<input type="checkbox"/> Emergency <i>Immediate Need</i>	<input checked="" type="checkbox"/> High <i>Needed in next 2 years</i>	<input type="checkbox"/> Low <i>Needed in 2-5 years</i>	USEFUL LIFE (YRS)	15

PROJECT DESCRIPTION	
Please describe the project. Explain priority and justification for the project.	
Large Mower with 14' mower deck to replace 2005 mower	
Provide additional sheets as necessary	

Category*	Five Year Total	Estimated Cost by Fiscal Year				
		FY 2026	FY 2027	FY 2028	FY 2029	FY 2030
Facilities						
Infrastructure						
Study/Design						
Vehicle/Equipment			45,000			
Other						
TOTAL			45,000			

* If multiple categories for single project, include cost for each and for each FY as needed

**CITY OF GARDNER CAPITAL IMPROVEMENT PROJECT REQUEST FORM
FY2026 – FY2030**

PROJECT ID (by Committee)	26-018
PROJECT TITLE	
Front End Loader	
DEPARTMENT	
Public Works	
SUBMITTED BY	DATE SUBMITTED
Dane E Arnold	12/19/2024



Insert Picture if available/applicable

CATEGORY	<input type="checkbox"/> Facilities	<input type="checkbox"/> Infrastructure	<input type="checkbox"/> Study/Design	<input checked="" type="checkbox"/> Vehicle/Equipment	<input type="checkbox"/> Other
PRIORITY	<input type="checkbox"/> Emergency <i>Immediate Need</i>	<input checked="" type="checkbox"/> High <i>Needed in next 2 years</i>	<input type="checkbox"/> Low <i>Needed in 2-5 years</i>	USEFUL LIFE (YRS)	20

PROJECT DESCRIPTION	
Please describe the project. Explain priority and justification for the project.	
New Front End Loader Replacing 2002 Loader	
Provide additional sheets as necessary	

Category*	Five Year Total	Estimated Cost by Fiscal Year				
		FY 2026	FY 2027	FY 2028	FY 2029	FY 2030
Facilities						
Infrastructure						
Study/Design						
Vehicle/Equipment			252,000			
Other						
TOTAL			252,000			

* If multiple categories for single project, include cost for each and for each FY as needed

CITY OF GARDNER CAPITAL IMPROVEMENT PROJECT REQUEST FORM
FY2026 – FY2030

PROJECT ID (by Committee)	26-019
PROJECT TITLE	
Front End Loader	
DEPARTMENT	
Public Works	
SUBMITTED BY	DATE SUBMITTED
Dane E Arnold	12/19/2024



Insert Picture if available/applicable

CATEGORY	<input type="checkbox"/> Facilities	<input type="checkbox"/> Infrastructure	<input type="checkbox"/> Study/Design	<input checked="" type="checkbox"/> Vehicle/Equipment	<input type="checkbox"/> Other
PRIORITY	<input type="checkbox"/> Emergency <i>Immediate Need</i>	<input type="checkbox"/> High <i>Needed in next 2 years</i>	<input checked="" type="checkbox"/> Low <i>Needed in 2-5 years</i>	USEFUL LIFE (YRS)	20

PROJECT DESCRIPTION
Please describe the project. Explain priority and justification for the project.
New Front End Loader Replacing 1999 Loader
Provide additional sheets as necessary

Category*	Five Year Total	Estimated Cost by Fiscal Year				
		FY 2026	FY 2027	FY 2028	FY 2029	FY 2030
Facilities						
Infrastructure						
Study/Design						
Vehicle/Equipment					252,000	
Other						
TOTAL					252,000	

* If multiple categories for single project, include cost for each and for each FY as needed

**CITY OF GARDNER CAPITAL IMPROVEMENT PROJECT REQUEST FORM
FY2026 – FY2030**

PROJECT ID (by Committee)	26-022
PROJECT TITLE	
Repave Municipal Lots	
DEPARTMENT	
Public Works	
SUBMITTED BY	DATE SUBMITTED
Dane E Arnold	12/19/2024



Insert Picture if available/applicable

CATEGORY	<input type="checkbox"/> Facilities	<input checked="" type="checkbox"/> Infrastructure	<input type="checkbox"/> Study/Design	<input type="checkbox"/> Vehicle/Equipment	<input type="checkbox"/> Other
PRIORITY	<input type="checkbox"/> Emergency <i>Immediate Need</i>	<input type="checkbox"/> High <i>Needed in next 2 years</i>	<input checked="" type="checkbox"/> Low <i>Needed in 2-5 years</i>	USEFUL LIFE (YRS)	20

PROJECT DESCRIPTION	
Please describe the project. Explain priority and justification for the project.	
<u>Pave Municipal Parking Lots</u> <u>Knowlton Street Parking Lot</u> <u>Pleasant Street Parking Lot CAC</u> <u>West Street Parking Lot</u> <u>Uptown Parking Lot</u> <u>George Sweeney Park</u> <u>Connors Street Lot</u> <u>Nichols Street Parking Lot</u> <u>Pine Street Lot</u> <u>West Lynde Street (North) Parking Lot</u> <u>City Hall Parking Lots</u> <u>Library Parking Lot</u> <u>Police Department Parking Lot</u> <u>Fire Department Lot</u> <u>Municipal Garage Parking Lot</u> <u>Animal Shelter Parking Lot</u> <u>School Parking Lots</u> <u>Waterford St Parking Lot</u>	
Provide additional sheets as necessary	

Category*	Five Year Total	Estimated Cost by Fiscal Year				
		FY 2026	FY 2027	FY 2028	FY 2029	FY 2030
Facilities						
Infrastructure		100,000	100,000	100,000	100,000	100,000
Study/Design						
Vehicle/Equipment						
Other						
TOTAL		100,000	100,000	100,000	100,000	100,000

* If multiple categories for single project, include cost for each and for each FY as needed

**CITY OF GARDNER CAPITAL IMPROVEMENT PROJECT REQUEST FORM
FY2026 – FY2030**

PROJECT ID (by Committee)	26-023
PROJECT TITLE	
Pick-up Truck	
DEPARTMENT	
Public Works	
SUBMITTED BY	DATE SUBMITTED
Dane E Arnold	12/19/2024



Insert Picture if available/applicable

CATEGORY	<input type="checkbox"/> Facilities	<input type="checkbox"/> Infrastructure	<input type="checkbox"/> Study/Design	<input checked="" type="checkbox"/> Vehicle/Equipment	<input type="checkbox"/> Other
PRIORITY	<input type="checkbox"/> Emergency <i>Immediate Need</i>	<input type="checkbox"/> High <i>Needed in next 2 years</i>	<input type="checkbox"/> Low <i>Needed in 2-5 years</i>	USEFUL LIFE (YRS)	20

PROJECT DESCRIPTION	
Please describe the project. Explain priority and justification for the project.	
New 1-ton pick-up with plow to replace 2005 pick-up	
Provide additional sheets as necessary	

Category*	Five Year Total	Estimated Cost by Fiscal Year				
		FY 2026	FY 2027	FY 2028	FY 2029	FY 2030
Facilities						
Infrastructure						
Study/Design						
Vehicle/Equipment			85,000			
Other						
TOTAL			85,000			

* If multiple categories for single project, include cost for each and for each FY as needed

**CITY OF GARDNER CAPITAL IMPROVEMENT PROJECT REQUEST FORM
FY2026 – FY2030**

PROJECT ID (by Committee)	26-024
PROJECT TITLE	
Pick-up Truck	
DEPARTMENT	
Public Works	
SUBMITTED BY	DATE SUBMITTED
Dane E Arnold	12/19/2024



Insert Picture if available/applicable

CATEGORY	<input type="checkbox"/> Facilities	<input type="checkbox"/> Infrastructure	<input type="checkbox"/> Study/Design	<input checked="" type="checkbox"/> Vehicle/Equipment	<input type="checkbox"/> Other
PRIORITY	<input type="checkbox"/> Emergency <i>Immediate Need</i>	<input type="checkbox"/> High <i>Needed in next 2 years</i>	<input checked="" type="checkbox"/> Low <i>Needed in 2-5 years</i>	USEFUL LIFE (YRS)	20

PROJECT DESCRIPTION	
Please describe the project. Explain priority and justification for the project.	
New 1-ton pick-up with plow to replace 2005 pick-up	
Provide additional sheets as necessary	

Category*	Five Year Total	Estimated Cost by Fiscal Year				
		FY 2026	FY 2027	FY 2028	FY 2029	FY 2030
Facilities						
Infrastructure						
Study/Design						
Vehicle/Equipment					85,000	
Other						
TOTAL					85,000	

* If multiple categories for single project, include cost for each and for each FY as needed

**CITY OF GARDNER CAPITAL IMPROVEMENT PROJECT REQUEST FORM
FY2026 – FY2030**

PROJECT ID (by Committee)	26-025
PROJECT TITLE	
Sidewalk Tractor	
DEPARTMENT	
Public Works	
SUBMITTED BY	DATE SUBMITTED
Dane E Arnold	12/19/2024



Insert Picture if available/applicable

CATEGORY	<input type="checkbox"/> Facilities	<input type="checkbox"/> Infrastructure	<input type="checkbox"/> Study/Design	<input checked="" type="checkbox"/> Vehicle/Equipment	<input type="checkbox"/> Other
PRIORITY	<input type="checkbox"/> Emergency <i>Immediate Need</i>	<input checked="" type="checkbox"/> High <i>Needed in next 2 years</i>	<input type="checkbox"/> Low <i>Needed in 2-5 years</i>	USEFUL LIFE (YRS)	20

PROJECT DESCRIPTION	
Please describe the project. Explain priority and justification for the project.	
Purchase new sidewalk tractor with blower/sweeper to replace 1994 tractor	
Provide additional sheets as necessary	

Category*	Five Year Total	Estimated Cost by Fiscal Year				
		FY 2026	FY 2027	FY 2028	FY 2029	FY 2030
Facilities						
Infrastructure						
Study/Design						
Vehicle/Equipment			190,000			
Other						
TOTAL			190,000			

* If multiple categories for single project, include cost for each and for each FY as needed

**CITY OF GARDNER CAPITAL IMPROVEMENT PROJECT REQUEST FORM
FY2026 – FY2030**

PROJECT ID (by Committee)	26-026
PROJECT TITLE	
Sidewalk Tractor	
DEPARTMENT	
Public Works	
SUBMITTED BY	DATE SUBMITTED
Dane E Arnold	12/19/2024



Insert Picture if available/applicable

CATEGORY	<input type="checkbox"/> Facilities	<input type="checkbox"/> Infrastructure	<input type="checkbox"/> Study/Design	<input checked="" type="checkbox"/> Vehicle/Equipment	<input type="checkbox"/> Other
PRIORITY	<input type="checkbox"/> Emergency <i>Immediate Need</i>	<input checked="" type="checkbox"/> High <i>Needed in next 2 years</i>	<input checked="" type="checkbox"/> Low <i>Needed in 2-5 years</i>	USEFUL LIFE (YRS)	20

PROJECT DESCRIPTION	
Please describe the project. Explain priority and justification for the project.	
Purchase new sidewalk tractor with blower/sweeper to replace 2001 tractor	
Provide additional sheets as necessary	

Category*	Five Year Total	Estimated Cost by Fiscal Year				
		FY 2026	FY 2027	FY 2028	FY 2029	FY 2030
Facilities						
Infrastructure						
Study/Design						
Vehicle/Equipment					190000	
Other						
TOTAL					190000	

* If multiple categories for single project, include cost for each and for each FY as needed

**CITY OF GARDNER CAPITAL IMPROVEMENT PROJECT REQUEST FORM
FY2026 – FY2030**

PROJECT ID (by Committee)	26-027
PROJECT TITLE	
Sidewalk Tractor	
DEPARTMENT	
Public Works	
SUBMITTED BY	DATE SUBMITTED
Dane E Arnold	12/19/2024



Insert Picture if available/applicable

CATEGORY	<input type="checkbox"/> Facilities	<input type="checkbox"/> Infrastructure	<input type="checkbox"/> Study/Design	<input checked="" type="checkbox"/> Vehicle/Equipment	<input type="checkbox"/> Other
PRIORITY	<input type="checkbox"/> Emergency <i>Immediate Need</i>	<input type="checkbox"/> High <i>Needed in next 2 years</i>	<input checked="" type="checkbox"/> Low <i>Needed in 2-5 years</i>	USEFUL LIFE (YRS)	20

PROJECT DESCRIPTION	
Please describe the project. Explain priority and justification for the project.	
Purchase new sidewalk tractor with blower/sweeper to replace 2006 tractor	
Provide additional sheets as necessary	

Category*	Five Year Total	Estimated Cost by Fiscal Year				
		FY 2026	FY 2027	FY 2028	FY 2029	FY 2030
Facilities						
Infrastructure						
Study/Design						
Vehicle/Equipment						190,000
Other						
TOTAL						190,000

* If multiple categories for single project, include cost for each and for each FY as needed

**CITY OF GARDNER CAPITAL IMPROVEMENT PROJECT REQUEST FORM
FY2026 – FY2030**

PROJECT ID (by Committee)	26-028
PROJECT TITLE	
Sign Department Printer	
DEPARTMENT	
Public Works	
SUBMITTED BY	DATE SUBMITTED
Dane E Arnold	12/19/2024



Insert Picture if available/applicable

CATEGORY	<input type="checkbox"/> Facilities	<input type="checkbox"/> Infrastructure	<input type="checkbox"/> Study/Design	<input checked="" type="checkbox"/> Vehicle/Equipment	<input type="checkbox"/> Other
PRIORITY	<input type="checkbox"/> Emergency <i>Immediate Need</i>	<input checked="" type="checkbox"/> High <i>Needed in next 2 years</i>	<input type="checkbox"/> Low <i>Needed in 2-5 years</i>	USEFUL LIFE (YRS)	7

PROJECT DESCRIPTION	
Please describe the project. Explain priority and justification for the project.	
Replace Sing Plotter/Printer/Banner Maker replaces 2018 machine	
Provide additional sheets as necessary	

Category*	Five Year Total	Estimated Cost by Fiscal Year				
		FY 2026	FY 2027	FY 2028	FY 2029	FY 2030
Facilities						
Infrastructure						
Study/Design						
Vehicle/Equipment		26,000				
Other						
TOTAL		26,000				

* If multiple categories for single project, include cost for each and for each FY as needed

**CITY OF GARDNER CAPITAL IMPROVEMENT PROJECT REQUEST FORM
FY2026 – FY2030**

PROJECT ID (by Committee)	26-029
PROJECT TITLE	
Street Sweeper	
DEPARTMENT	
Public Works	
SUBMITTED BY	DATE SUBMITTED
Dane E Arnold	12/19/2024



Insert Picture if available/applicable

CATEGORY	<input type="checkbox"/> Facilities	<input type="checkbox"/> Infrastructure	<input type="checkbox"/> Study/Design	<input checked="" type="checkbox"/> Vehicle/Equipment	<input type="checkbox"/> Other
PRIORITY	<input type="checkbox"/> Emergency <i>Immediate Need</i>	<input checked="" type="checkbox"/> High <i>Needed in next 2 years</i>	<input type="checkbox"/> Low <i>Needed in 2-5 years</i>	USEFUL LIFE (YRS)	

PROJECT DESCRIPTION	
Please describe the project. Explain priority and justification for the project.	
Purchase new Street Sweeper to replace 2005 sweeper	
Provide additional sheets as necessary	

Category*	Five Year Total	Estimated Cost by Fiscal Year				
		FY 2026	FY 2027	FY 2028	FY 2029	FY 2030
Facilities						
Infrastructure						
Study/Design						
Vehicle/Equipment			310,000			
Other						
TOTAL			310,000			

* If multiple categories for single project, include cost for each and for each FY as needed

**CITY OF GARDNER CAPITAL IMPROVEMENT PROJECT REQUEST FORM
FY2026 – FY2030**

PROJECT ID (by Committee)	26-030
PROJECT TITLE	
Tractor/Brush Cutter	
DEPARTMENT	
Public Works	
SUBMITTED BY	DATE SUBMITTED
Dane E Arnold	12/19/2024



Insert Picture if available/applicable

CATEGORY	<input type="checkbox"/> Facilities	<input type="checkbox"/> Infrastructure	<input type="checkbox"/> Study/Design	<input checked="" type="checkbox"/> Vehicle/Equipment	<input type="checkbox"/> Other
PRIORITY	<input type="checkbox"/> Emergency <i>Immediate Need</i>	<input type="checkbox"/> High <i>Needed in next 2 years</i>	<input type="checkbox"/> Low <i>Needed in 2-5 years</i>	USEFUL LIFE (YRS)	15

PROJECT DESCRIPTION	
Please describe the project. Explain priority and justification for the project.	
Tractor and brush cutter for roadside brush clearing to replace 2011 tractor	
Provide additional sheets as necessary	

Category*	Five Year Total	Estimated Cost by Fiscal Year				
		FY 2026	FY 2027	FY 2028	FY 2029	FY 2030
Facilities						
Infrastructure						
Study/Design						
Vehicle/Equipment			125,000			
Other						
TOTAL			125,000			

* If multiple categories for single project, include cost for each and for each FY as needed

**CITY OF GARDNER CAPITAL IMPROVEMENT PROJECT REQUEST FORM
FY2026 – FY2030**

PROJECT ID (by Committee)	26-031
PROJECT TITLE	
Utility Body Truck	
DEPARTMENT	
Public Works	
SUBMITTED BY	DATE SUBMITTED
Dane E Arnold	



Insert Picture if available/applicable

CATEGORY	<input type="checkbox"/> Facilities	<input type="checkbox"/> Infrastructure	<input type="checkbox"/> Study/Design	<input checked="" type="checkbox"/> Vehicle/Equipment	<input type="checkbox"/> Other
PRIORITY	<input type="checkbox"/> Emergency <i>Immediate Need</i>	<input checked="" type="checkbox"/> High <i>Needed in next 2 years</i>	<input type="checkbox"/> Low <i>Needed in 2-5 years</i>	USEFUL LIFE (YRS)	15

PROJECT DESCRIPTION	
Please describe the project. Explain priority and justification for the project.	
Purchase new Utility style body pick-up to replace 2006 truck	
Provide additional sheets as necessary	

Category*	Five Year Total	Estimated Cost by Fiscal Year				
		FY 2026	FY 2027	FY 2028	FY 2029	FY 2030
Facilities						
Infrastructure						
Study/Design						
Vehicle/Equipment			92,000			
Other						
TOTAL			92,000			

* If multiple categories for single project, include cost for each and for each FY as needed

**CITY OF GARDNER CAPITAL IMPROVEMENT PROJECT REQUEST FORM
FY2026 – FY2030**

PROJECT ID (by Committee)	26-032
PROJECT TITLE	
Utility Body Truck	
DEPARTMENT	
Public Works	
SUBMITTED BY	DATE SUBMITTED
Dane E Arnold	



Insert Picture if available/applicable

CATEGORY	<input type="checkbox"/> Facilities	<input type="checkbox"/> Infrastructure	<input type="checkbox"/> Study/Design	<input checked="" type="checkbox"/> Vehicle/Equipment	<input type="checkbox"/> Other
PRIORITY	<input type="checkbox"/> Emergency <i>Immediate Need</i>	<input type="checkbox"/> High <i>Needed in next 2 years</i>	<input checked="" type="checkbox"/> Low <i>Needed in 2-5 years</i>	USEFUL LIFE (YRS)	15

PROJECT DESCRIPTION	
Please describe the project. Explain priority and justification for the project.	
Purchase new Utility style body pick-up to replace 2016 truck	
Provide additional sheets as necessary	

Category*	Five Year Total	Estimated Cost by Fiscal Year				
		FY 2026	FY 2027	FY 2028	FY 2029	FY 2030
Facilities						
Infrastructure						
Study/Design						
Vehicle/Equipment						92,000
Other						
TOTAL						92,000

* If multiple categories for single project, include cost for each and for each FY as needed

**CITY OF GARDNER CAPITAL IMPROVEMENT PROJECT REQUEST FORM
FY2026 – FY2030**

PROJECT ID (by Committee)	26-033
PROJECT TITLE	
Wilder Field Drainage/Soccer Field	
DEPARTMENT	
Public Works	
SUBMITTED BY	DATE SUBMITTED
Dane E Arnold	



Insert Picture if available/applicable

CATEGORY	<input checked="" type="checkbox"/> Facilities	<input type="checkbox"/> Infrastructure	<input type="checkbox"/> Study/Design	<input type="checkbox"/> Vehicle/Equipment	<input type="checkbox"/> Other
PRIORITY	<input type="checkbox"/> Emergency <i>Immediate Need</i>	<input type="checkbox"/> High <i>Needed in next 2 years</i>	<input checked="" type="checkbox"/> Low <i>Needed in 2-5 years</i>	USEFUL LIFE (YRS)	50

PROJECT DESCRIPTION	
Please describe the project. Explain priority and justification for the project.	
Install drainage at Wilder Field and build soccer field	
Provide additional sheets as necessary	

Category*	Five Year Total	Estimated Cost by Fiscal Year				
		FY 2026	FY 2027	FY 2028	FY 2029	FY 2030
Facilities				100,000		
Infrastructure						
Study/Design						
Vehicle/Equipment						
Other						
TOTAL				100,000		

* If multiple categories for single project, include cost for each and for each FY as needed

**CITY OF GARDNER CAPITAL IMPROVEMENT PROJECT REQUEST FORM
FY2026 – FY2030**

PROJECT ID (by Committee)	26-034
PROJECT TITLE	
Bickford Playground Improvements	
DEPARTMENT	
Public Works	
SUBMITTED BY	DATE SUBMITTED
Dane E Arnold	12/19/2024



Insert Picture if available/applicable

CATEGORY	<input type="checkbox"/> Facilities	<input type="checkbox"/> Infrastructure	<input type="checkbox"/> Study/Design	<input checked="" type="checkbox"/> Vehicle/Equipment	<input type="checkbox"/> Other
PRIORITY	<input type="checkbox"/> Emergency <i>Immediate Need</i>	<input type="checkbox"/> High <i>Needed in next 2 years</i>	<input checked="" type="checkbox"/> Low <i>Needed in 2-5 years</i>	USEFUL LIFE (YRS)	20

PROJECT DESCRIPTION
Please describe the project. Explain priority and justification for the project.
Install New Toddler and 8-12 year olds Playground Equipment, New Backstops and Ball Field Improvements
Provide additional sheets as necessary

Category*	Five Year Total	Estimated Cost by Fiscal Year				
		FY 2026	FY 2027	FY 2028	FY 2029	FY 2030
Facilities			150000			
Infrastructure						
Study/Design						
Vehicle/Equipment						
Other						
TOTAL			150000			

* If multiple categories for single project, include cost for each and for each FY as needed

**CITY OF GARDNER CAPITAL IMPROVEMENT PROJECT REQUEST FORM
FY2026 – FY2030**

PROJECT ID (by Committee)	26-035
PROJECT TITLE	
DPW Facility Upgrades	
DEPARTMENT	
Public Works	
SUBMITTED BY	DATE SUBMITTED
Dane E Arnold	4/17/2025



Insert Picture if available/applicable

CATEGORY	<input checked="" type="checkbox"/> Facilities	<input type="checkbox"/> Infrastructure	<input type="checkbox"/> Study/Design	<input checked="" type="checkbox"/> Vehicle/Equipment	<input type="checkbox"/> Other
PRIORITY	<input type="checkbox"/> Emergency <i>Immediate Need</i>	<input checked="" type="checkbox"/> High <i>Needed in next 2 years</i>	<input type="checkbox"/> Low <i>Needed in 2-5 years</i>	USEFUL LIFE (YRS)	25

PROJECT DESCRIPTION	
Please describe the project. Explain priority and justification for the project.	
<p>The existing Department of Public Works garage was built in the early 1970, nearing 55 years old. The facility is in dire need of new siding, roof, garage doors and electrical upgrades along with new insulation. The building is poorly insulated allowing heat to escape through many openings throughout the building. There are many rotted overhead doors. The electrical system needs to be upgraded.</p>	
Provide additional sheets as necessary	

Category*	Five Year Total	Estimated Cost by Fiscal Year				
		FY 2026	FY 2027	FY 2028	FY 2029	FY 2030
Facilities		3,000,000	3,000,000			
Infrastructure						
Study/Design						
Vehicle/Equipment						
Other						
TOTAL		3,000,000	3,000,000			

* If multiple categories for single project, include cost for each and for each FY as needed

**CITY OF GARDNER CAPITAL IMPROVEMENT PROJECT REQUEST FORM
FY2026 – FY2030**

PROJECT ID (by Committee)	26-036
PROJECT TITLE	
Jackson Playground Improvements	
DEPARTMENT	
Public Works	
SUBMITTED BY	DATE SUBMITTED
Dane E Arnold	12/19/2024



Insert Picture if available/applicable

CATEGORY	<input type="checkbox"/> Facilities	<input type="checkbox"/> Infrastructure	<input type="checkbox"/> Study/Design	<input checked="" type="checkbox"/> Vehicle/Equipment	<input type="checkbox"/> Other
PRIORITY	<input type="checkbox"/> Emergency <i>Immediate Need</i>	<input type="checkbox"/> High <i>Needed in next 2 years</i>	<input checked="" type="checkbox"/> Low <i>Needed in 2-5 years</i>	USEFUL LIFE (YRS)	20

PROJECT DESCRIPTION	
Please describe the project. Explain priority and justification for the project.	
Install New Toddler and 8-12 year olds Playground Equipment, New Backstops and Ball Field Improvements	
Provide additional sheets as necessary	

Category*	Five Year Total	Estimated Cost by Fiscal Year				
		FY 2026	FY 2027	FY 2028	FY 2029	FY 2030
Facilities			150000			
Infrastructure						
Study/Design						
Vehicle/Equipment						
Other						
TOTAL			150000			

* If multiple categories for single project, include cost for each and for each FY as needed

**CITY OF GARDNER CAPITAL IMPROVEMENT PROJECT REQUEST FORM
FY2026 – FY2030**

PROJECT ID (by Committee)	26-037
PROJECT TITLE	
OC/Bickford Ball Field Light Replacement	
DEPARTMENT	
Public Works	
SUBMITTED BY	DATE SUBMITTED
Dane E Arnold	12/19/2024



Insert Picture if available/applicable

CATEGORY	<input checked="" type="checkbox"/> Facilities	<input type="checkbox"/> Infrastructure	<input type="checkbox"/> Study/Design	<input type="checkbox"/> Vehicle/Equipment	<input type="checkbox"/> Other
PRIORITY	<input type="checkbox"/> Emergency <i>Immediate Need</i>	<input checked="" type="checkbox"/> High <i>Needed in next 2 years</i>	<input type="checkbox"/> Low <i>Needed in 2-5 years</i>	USEFUL LIFE (YRS)	20

PROJECT DESCRIPTION
Please describe the project. Explain priority and justification for the project.
Replace Lights at OC and Bickford Ball Fields
Provide additional sheets as necessary

Category*	Five Year Total	Estimated Cost by Fiscal Year				
		FY 2026	FY 2027	FY 2028	FY 2029	FY 2030
Facilities		\$100,000				
Infrastructure						
Study/Design						
Vehicle/Equipment						
Other						
TOTAL		\$100,000				

* If multiple categories for single project, include cost for each and for each FY as needed

**CITY OF GARDNER CAPITAL IMPROVEMENT PROJECT REQUEST FORM
FY2026 – FY2030**

PROJECT ID (by Committee)	26-038
PROJECT TITLE	
OC Playground Improvements	
DEPARTMENT	
Public Works	
SUBMITTED BY	DATE SUBMITTED
Dane E Arnold	12/19/2024



Insert Picture if available/applicable

CATEGORY	<input type="checkbox"/> Facilities	<input type="checkbox"/> Infrastructure	<input type="checkbox"/> Study/Design	<input checked="" type="checkbox"/> Vehicle/Equipment	<input type="checkbox"/> Other
PRIORITY	<input type="checkbox"/> Emergency <i>Immediate Need</i>	<input checked="" type="checkbox"/> High <i>Needed in next 2 years</i>	<input type="checkbox"/> Low <i>Needed in 2-5 years</i>	USEFUL LIFE (YRS)	20

PROJECT DESCRIPTION	
Please describe the project. Explain priority and justification for the project.	
Install New Toddler and 8-12 year olds Playground Equipment, New Backstops and Ball Field Improvements	
Provide additional sheets as necessary	

Category*	Five Year Total	Estimated Cost by Fiscal Year				
		FY 2026	FY 2027	FY 2028	FY 2029	FY 2030
Facilities			150000			
Infrastructure						
Study/Design						
Vehicle/Equipment						
Other						
TOTAL			150000			

* If multiple categories for single project, include cost for each and for each FY as needed

**CITY OF GARDNER CAPITAL IMPROVEMENT PROJECT REQUEST FORM
FY2026 – FY2030**

PROJECT ID (by Committee)	26-039
PROJECT TITLE	
Pond Brook Drainage Repair	
DEPARTMENT	
Public Works	
SUBMITTED BY	DATE SUBMITTED
Dane E Arnold	12/19/2024



Insert Picture if available/applicable

CATEGORY	<input type="checkbox"/> Facilities	<input checked="" type="checkbox"/> Infrastructure	<input type="checkbox"/> Study/Design	<input type="checkbox"/> Vehicle/Equipment	<input type="checkbox"/> Other
PRIORITY	<input type="checkbox"/> Emergency <i>Immediate Need</i>	<input checked="" type="checkbox"/> High <i>Needed in next 2 years</i>	<input type="checkbox"/> Low <i>Needed in 2-5 years</i>	USEFUL LIFE (YRS)	50

PROJECT DESCRIPTION	
Please describe the project. Explain priority and justification for the project.	
Drainage Repairs needed on Pond Brook where culvert is collapsing	
Provide additional sheets as necessary	

Category*	Five Year Total	Estimated Cost by Fiscal Year				
		FY 2026	FY 2027	FY 2028	FY 2029	FY 2030
Facilities						
Infrastructure		500,000		500,000		
Study/Design						
Vehicle/Equipment						
Other						
TOTAL		500,000		500,000		

* If multiple categories for single project, include cost for each and for each FY as needed

**CITY OF GARDNER CAPITAL IMPROVEMENT PROJECT REQUEST FORM
FY2026 – FY2030**

PROJECT ID (by Committee)	26-040
PROJECT TITLE	
Sign Room Expansion/Building	
DEPARTMENT	
Public Works	
SUBMITTED BY	DATE SUBMITTED
Dane E Arnold	12/19/2024



Insert Picture if available/applicable

CATEGORY	<input checked="" type="checkbox"/> Facilities	<input type="checkbox"/> Infrastructure	<input type="checkbox"/> Study/Design	<input type="checkbox"/> Vehicle/Equipment	<input type="checkbox"/> Other
PRIORITY	<input checked="" type="checkbox"/> Emergency <i>Immediate Need</i>	<input type="checkbox"/> High <i>Needed in next 2 years</i>	<input type="checkbox"/> Low <i>Needed in 2-5 years</i>	USEFUL LIFE (YRS)	25

PROJECT DESCRIPTION
Please describe the project. Explain priority and justification for the project.
Expand existing sign room at the DPW. Lines and Signs Department has outgrown existing small room
Provide additional sheets as necessary

Category*	Five Year Total	Estimated Cost by Fiscal Year				
		FY 2026	FY 2027	FY 2028	FY 2029	FY 2030
Facilities		275,000				
Infrastructure						
Study/Design						
Vehicle/Equipment						
Other						
TOTAL		275,000				

* If multiple categories for single project, include cost for each and for each FY as needed

**CITY OF GARDNER CAPITAL IMPROVEMENT PROJECT REQUEST FORM
FY2026 – FY2030**

PROJECT ID (by Committee)	26-041
PROJECT TITLE	
Remove Underground Fuel Storage Tanks	
DEPARTMENT	
Public Works	
SUBMITTED BY	DATE SUBMITTED
Dane E Arnold	12/19/2024



Insert Picture if available/applicable

CATEGORY	<input checked="" type="checkbox"/> Facilities	<input type="checkbox"/> Infrastructure	<input type="checkbox"/> Study/Design	<input type="checkbox"/> Vehicle/Equipment	<input type="checkbox"/> Other
PRIORITY	<input type="checkbox"/> Emergency <i>Immediate Need</i>	<input checked="" type="checkbox"/> High <i>Needed in next 2 years</i>	<input type="checkbox"/> Low <i>Needed in 2-5 years</i>	USEFUL LIFE (YRS)	N/A

PROJECT DESCRIPTION	
Please describe the project. Explain priority and justification for the project.	
Remove Underground Storage Tanks located at the DPW. These tanks have been taken out of service and are mandated by DEP to be removed by 5-20-26. Add fill material, compact, regrade site, and pave the DPW lot that has not been paved since 1970's	
Provide additional sheets as necessary	

Category*	Five Year Total	Estimated Cost by Fiscal Year				
		FY 2026	FY 2027	FY 2028	FY 2029	FY 2030
Facilities		600,000				
Infrastructure						
Study/Design						
Vehicle/Equipment						
Other						
TOTAL		600,000				

* If multiple categories for single project, include cost for each and for each FY as needed

**CITY OF GARDNER CAPITAL IMPROVEMENT PROJECT REQUEST FORM
FY2026 – FY2030**

PROJECT ID (by Committee)	26-086
PROJECT TITLE	
Collection System Improvements	
DEPARTMENT	
Sewer (Enterprise)	
SUBMITTED BY	DATE SUBMITTED
Dane E Arnold	4/15/2025



Insert Picture if available/applicable

CATEGORY	<input type="checkbox"/> Facilities	<input checked="" type="checkbox"/> Infrastructure	<input type="checkbox"/> Study/Design	<input type="checkbox"/> Vehicle/Equipment	<input type="checkbox"/> Other
PRIORITY	<input type="checkbox"/> Emergency <i>Immediate Need</i>	<input checked="" type="checkbox"/> High <i>Needed in next 2 years</i>	<input type="checkbox"/> Low <i>Needed in 2-5 years</i>	USEFUL LIFE (YRS)	50+

PROJECT DESCRIPTION	
Please describe the project. Explain priority and justification for the project.	
<p>This capital expense request is for the relining of aging sewer lines and the repair of deteriorating sewer manholes. These improvements are essential to maintaining the integrity of the wastewater collection system, preventing inflow and infiltration, and reducing the risk of costly emergency repairs. By proactively addressing these infrastructure needs, we can extend the service life of existing assets, enhance system performance, and ensure continued compliance with environmental and public health standards.</p>	
Provide additional sheets as necessary	

Category*	Five Year Total	Estimated Cost by Fiscal Year				
		FY 2026	FY 2027	FY 2028	FY 2029	FY 2030
Facilities						
Infrastructure		\$500,000	\$500,000	\$250,000		
Study/Design						
Vehicle/Equipment						
Other						
TOTAL	\$1,250,000					

* If multiple categories for single project, include cost for each and for each FY as needed

**CITY OF GARDNER CAPITAL IMPROVEMENT PROJECT REQUEST FORM
FY2026 – FY2030**

PROJECT ID (by Committee)	26-087
PROJECT TITLE	
Pump Station Upgrades	
DEPARTMENT	
Sewer (Enterprise)	
SUBMITTED BY	DATE SUBMITTED
Dane E Arnold	4/15/2025



Insert Picture if available/applicable

CATEGORY	<input type="checkbox"/> Facilities	<input checked="" type="checkbox"/> Infrastructure	<input type="checkbox"/> Study/Design	<input type="checkbox"/> Vehicle/Equipment	<input type="checkbox"/> Other
PRIORITY	<input type="checkbox"/> Emergency <i>Immediate Need</i>	<input checked="" type="checkbox"/> High <i>Needed in next 2 years</i>	<input type="checkbox"/> Low <i>Needed in 2-5 years</i>	USEFUL LIFE (YRS)	20+

PROJECT DESCRIPTION	
Please describe the project. Explain priority and justification for the project.	
Summit Street Sewer Pump Station and Racette Avenue Pump Station have reached the end of their useful lives. Summit Street will need to be replaced and upgraded in order to support increased flows from Ashburnham. Racette will be replaced in kind.	
For FY2026 the DPW submitted Summit Street Pump Station as a candidate for a Congressionally Directed Spending Grant. We anticipate hearing back on the award status in late 2026.	
Provide additional sheets as necessary	

Category*	Five Year Total	Estimated Cost by Fiscal Year				
		FY 2026	FY 2027	FY 2028	FY 2029	FY 2030
Facilities						
Infrastructure		\$1,000,000				
Study/Design						
Vehicle/Equipment						
Other						
TOTAL	\$1,000,000					

* If multiple categories for single project, include cost for each and for each FY as needed

**CITY OF GARDNER CAPITAL IMPROVEMENT PROJECT REQUEST FORM
FY2026 – FY2030**

PROJECT ID (by Committee)	26-088
PROJECT TITLE	
Sludge Landfill Expansion / Hauling	
DEPARTMENT	
Sewer (Enterprise)	
SUBMITTED BY	DATE SUBMITTED
Dane E Arnold	4/15/2025



Insert Picture if available/applicable

CATEGORY	<input checked="" type="checkbox"/> Facilities	<input type="checkbox"/> Infrastructure	<input type="checkbox"/> Study/Design	<input type="checkbox"/> Vehicle/Equipment	<input type="checkbox"/> Other
PRIORITY	<input checked="" type="checkbox"/> Emergency <i>Immediate Need</i>	<input type="checkbox"/> High <i>Needed in next 2 years</i>	<input type="checkbox"/> Low <i>Needed in 2-5 years</i>	USEFUL LIFE (YRS)	20+

PROJECT DESCRIPTION
Please describe the project. Explain priority and justification for the project.
Pending State-level regulatory approval this money would fund the construction of an expansion to the existing landfill as well as appurtenant infrastructure in the area. The current landfill is expected to be at capacity in 2027. If approval is not granted for the sludge landfill expansion third party hauling of the sludge will be required.
Provide additional sheets as necessary

Category*	Five Year Total	Estimated Cost by Fiscal Year				
		FY 2026	FY 2027	FY 2028	FY 2029	FY 2030
Facilities						
Infrastructure			\$7,000,000			
Study/Design						
Vehicle/Equipment						
Other						
TOTAL	\$7,000,000					

* If multiple categories for single project, include cost for each and for each FY as needed

CITY OF GARDNER CAPITAL IMPROVEMENT PROJECT REQUEST FORM
FY2026 – FY2030

PROJECT ID (by Committee)	26-089
PROJECT TITLE	
Wastewater Treatment Plant Upgrade	
DEPARTMENT	
Sewer (Enterprise)	
SUBMITTED BY	DATE SUBMITTED
Dane E Arnold	4/15/2025



Insert Picture if available/applicable

CATEGORY	<input type="checkbox"/> Facilities	<input checked="" type="checkbox"/> Infrastructure	<input type="checkbox"/> Study/Design	<input checked="" type="checkbox"/> Vehicle/Equipment	<input type="checkbox"/> Other
PRIORITY	<input type="checkbox"/> Emergency <i>Immediate Need</i>	<input checked="" type="checkbox"/> High <i>Needed in next 2 years</i>	<input type="checkbox"/> Low <i>Needed in 2-5 years</i>	USEFUL LIFE (YRS)	30+

PROJECT DESCRIPTION
Please describe the project. Explain priority and justification for the project.
<p>The Wastewater Treatment Plant in it's current configuration was built in 1986. Major repairs and upgrades to meet modern wastewater regulations were completed in 2014 and 2018. This project will be the next phase of those repairs and upgrades. This work will primarily be focused on the clarifier sweep mechanisms and structural coatings to the primary, intermediate & final clarifier tanks.</p> <p>This work will utilize the EPA Clean Water Trust.</p>
Provide additional sheets as necessary

Category*	Five Year Total	Estimated Cost by Fiscal Year				
		FY 2026	FY 2027	FY 2028	FY 2029	FY 2030
Facilities						
Infrastructure		\$5,000,000	\$5,000,000			
Study/Design						
Vehicle/Equipment						
Other						
TOTAL	\$10,000,000	\$5,000,000	\$5,000,000			

* If multiple categories for single project, include cost for each and for each FY as needed

**CITY OF GARDNER CAPITAL IMPROVEMENT PROJECT REQUEST FORM
FY2026 – FY2030**

PROJECT ID (by Committee)	26-090
PROJECT TITLE	
1 Ton Pickup Truck	
DEPARTMENT	
Water (Enterprise)	
SUBMITTED BY	DATE SUBMITTED
Dane E Arnold	4/15/2025



Insert Picture if available/applicable

CATEGORY	<input type="checkbox"/> Facilities	<input type="checkbox"/> Infrastructure	<input type="checkbox"/> Study/Design	<input checked="" type="checkbox"/> Vehicle/Equipment	<input type="checkbox"/> Other
PRIORITY	<input type="checkbox"/> Emergency <i>Immediate Need</i>	<input checked="" type="checkbox"/> High <i>Needed in next 2 years</i>	<input type="checkbox"/> Low <i>Needed in 2-5 years</i>	USEFUL LIFE (YRS)	20+

PROJECT DESCRIPTION	
Please describe the project. Explain priority and justification for the project.	
1 Ton pickup truck for work & snow removal related to Water Dept.	
Provide additional sheets as necessary	

Category*	Five Year Total	Estimated Cost by Fiscal Year				
		FY 2026	FY 2027	FY 2028	FY 2029	FY 2030
Facilities						
Infrastructure		\$100,000				
Study/Design						
Vehicle/Equipment						
Other						
TOTAL	\$100,000	\$100,000				

* If multiple categories for single project, include cost for each and for each FY as needed

**CITY OF GARDNER CAPITAL IMPROVEMENT PROJECT REQUEST FORM
FY2026 – FY2030**

PROJECT ID (by Committee)	26-091
PROJECT TITLE	
CLWTF PLC Replacement	
DEPARTMENT	
Water (Enterprise)	
SUBMITTED BY	DATE SUBMITTED
Dane E Arnold	4/15/2025



Insert Picture if available/applicable

CATEGORY	<input type="checkbox"/> Facilities	<input checked="" type="checkbox"/> Infrastructure	<input type="checkbox"/> Study/Design	<input checked="" type="checkbox"/> Vehicle/Equipment	<input type="checkbox"/> Other
PRIORITY	<input type="checkbox"/> Emergency <i>Immediate Need</i>	<input checked="" type="checkbox"/> High <i>Needed in next 2 years</i>	<input type="checkbox"/> Low <i>Needed in 2-5 years</i>	USEFUL LIFE (YRS)	25+

PROJECT DESCRIPTION	
Please describe the project. Explain priority and justification for the project.	
<p>This capital expense request is for the replacement of the programmable logic controllers (PLCs) at the Water Treatment Facility. The existing PLCs are nearing the end of their service life and pose a risk to reliable plant operations. Upgrading to modern PLC systems will enhance operational control, improve system reliability, and reduce the likelihood of unplanned downtime. This investment is essential for maintaining compliance, optimizing performance, and supporting the long-term resiliency of the facility.</p>	
Provide additional sheets as necessary	

Category*	Five Year Total	Estimated Cost by Fiscal Year				
		FY 2026	FY 2027	FY 2028	FY 2029	FY 2030
Facilities						
Infrastructure		\$250,000				
Study/Design						
Vehicle/Equipment						
Other						
TOTAL	\$250,000					

* If multiple categories for single project, include cost for each and for each FY as needed

**CITY OF GARDNER CAPITAL IMPROVEMENT PROJECT REQUEST FORM
FY2026 – FY2030**

PROJECT ID (by Committee)	26-093
PROJECT TITLE	
Dam Repairs	
DEPARTMENT	
Water (Enterprise)	
SUBMITTED BY	DATE SUBMITTED
Dane E Arnold	4/15/2025



Insert Picture if available/applicable

CATEGORY	<input type="checkbox"/> Facilities	<input checked="" type="checkbox"/> Infrastructure	<input type="checkbox"/> Study/Design	<input checked="" type="checkbox"/> Vehicle/Equipment	<input type="checkbox"/> Other
PRIORITY	<input type="checkbox"/> Emergency <i>Immediate Need</i>	<input checked="" type="checkbox"/> High <i>Needed in next 2 years</i>	<input type="checkbox"/> Low <i>Needed in 2-5 years</i>	USEFUL LIFE (YRS)	20+

PROJECT DESCRIPTION	
Please describe the project. Explain priority and justification for the project.	
<p>This capital expense request is for critical repairs to the dam at Perley Brook. These repairs are necessary to address structural deficiencies, ensure regulatory compliance, and protect downstream properties and infrastructure. Investing in the dam's integrity now will reduce the risk of future failures, enhance public safety, and provide long-term stability.</p>	
Provide additional sheets as necessary	

Category*	Five Year Total	Estimated Cost by Fiscal Year				
		FY 2026	FY 2027	FY 2028	FY 2029	FY 2030
Facilities						
Infrastructure			\$1,000,000			
Study/Design						
Vehicle/Equipment						
Other						
TOTAL	\$1,000,000					

* If multiple categories for single project, include cost for each and for each FY as needed

CITY OF GARDNER CAPITAL IMPROVEMENT PROJECT REQUEST FORM
FY2026 – FY2030

PROJECT ID (by Committee)	26-094
PROJECT TITLE	
Elevated Water Tank Interior Repairs	
DEPARTMENT	
Water (Enterprise)	
SUBMITTED BY	DATE SUBMITTED
Dane E Arnold	4/15/2025



Insert Picture if available/applicable

CATEGORY	<input checked="" type="checkbox"/> Facilities	<input type="checkbox"/> Infrastructure	<input type="checkbox"/> Study/Design	<input checked="" type="checkbox"/> Vehicle/Equipment	<input type="checkbox"/> Other
PRIORITY	<input type="checkbox"/> Emergency <i>Immediate Need</i>	<input checked="" type="checkbox"/> High <i>Needed in next 2 years</i>	<input type="checkbox"/> Low <i>Needed in 2-5 years</i>	USEFUL LIFE (YRS)	25+

PROJECT DESCRIPTION
Please describe the project. Explain priority and justification for the project.
<p>This capital expense request is for the interior cleaning and relining of the elevated water storage tank. The tank's protective interior coating has deteriorated over time, increasing the risk of corrosion and potential water quality issues. Cleaning and relining the tank will restore its structural integrity, extend its service life, and ensure continued compliance with public health and safety standards. This proactive maintenance is essential for preserving the reliability of the drinking water system.</p>
Provide additional sheets as necessary

Category*	Five Year Total	Estimated Cost by Fiscal Year				
		FY 2026	FY 2027	FY 2028	FY 2029	FY 2030
Facilities		\$650,000				
Infrastructure						
Study/Design						
Vehicle/Equipment						
Other						
TOTAL	\$650,000					

* If multiple categories for single project, include cost for each and for each FY as needed

**CITY OF GARDNER CAPITAL IMPROVEMENT PROJECT REQUEST FORM
FY2026 – FY2030**

PROJECT ID (by Committee)	26-095
PROJECT TITLE	
Treatment Facility Upgrades	
DEPARTMENT	
Water (Enterprise)	
SUBMITTED BY	DATE SUBMITTED
Dane E Arnold	4/15/2025



Insert Picture if available/applicable

CATEGORY	<input checked="" type="checkbox"/> Facilities	<input type="checkbox"/> Infrastructure	<input type="checkbox"/> Study/Design	<input type="checkbox"/> Vehicle/Equipment	<input type="checkbox"/> Other
PRIORITY	<input type="checkbox"/> Emergency <i>Immediate Need</i>	<input checked="" type="checkbox"/> High <i>Needed in next 2 years</i>	<input type="checkbox"/> Low <i>Needed in 2-5 years</i>	USEFUL LIFE (YRS)	25+

PROJECT DESCRIPTION	
Please describe the project. Explain priority and justification for the project.	
<p>This capital improvement project request covers a number of items at two locations. Both Crystal Lake Water Treatment Facility and Snake Pond Water Treatment Facility have multiple assets (pumps, tanks, HVAC etc.) that are reaching the end of their useful life.</p>	
Provide additional sheets as necessary	

Category*	Five Year Total	Estimated Cost by Fiscal Year				
		FY 2026	FY 2027	FY 2028	FY 2029	FY 2030
Facilities						
Infrastructure		\$100,000	\$200,000	\$200,000		
Study/Design						
Vehicle/Equipment						
Other						
TOTAL	\$500,000					

* If multiple categories for single project, include cost for each and for each FY as needed

**CITY OF GARDNER CAPITAL IMPROVEMENT PROJECT REQUEST FORM
FY2026 – FY2030**

PROJECT ID (by Committee)	26-096
PROJECT TITLE	
Perley Brook Pump Station Replacement	
DEPARTMENT	
Water (Enterprise)	
SUBMITTED BY	DATE SUBMITTED
Dane E Arnold	4/15/2025



Insert Picture if available/applicable

CATEGORY	<input type="checkbox"/> Facilities	<input checked="" type="checkbox"/> Infrastructure	<input type="checkbox"/> Study/Design	<input checked="" type="checkbox"/> Vehicle/Equipment	<input type="checkbox"/> Other
PRIORITY	<input type="checkbox"/> Emergency <i>Immediate Need</i>	<input checked="" type="checkbox"/> High <i>Needed in next 2 years</i>	<input type="checkbox"/> Low <i>Needed in 2-5 years</i>	USEFUL LIFE (YRS)	25+

PROJECT DESCRIPTION
Please describe the project. Explain priority and justification for the project.
<p>This capital expense request is for the replacement of the Perley Brook Pump Station, which plays a critical role in transferring water from the Perley Brook Reservoir to Crystal Lake to maintain appropriate water levels for drinking water production. The existing pump station is aging and increasingly unreliable, posing a risk to the consistent supply of raw water to the treatment facility.</p>
Provide additional sheets as necessary

Category*	Five Year Total	Estimated Cost by Fiscal Year				
		FY 2026	FY 2027	FY 2028	FY 2029	FY 2030
Facilities						
Infrastructure				\$600,000		
Study/Design						
Vehicle/Equipment						
Other						
TOTAL	\$600,000					

* If multiple categories for single project, include cost for each and for each FY as needed

**CITY OF GARDNER CAPITAL IMPROVEMENT PROJECT REQUEST FORM
FY2026 – FY2030**

PROJECT ID (by Committee)	26-097
PROJECT TITLE	
Water Main Replacement	
DEPARTMENT	
Water (Enterprise)	
SUBMITTED BY	DATE SUBMITTED
Dane E Arnold	4/15/2025



Insert Picture if available/applicable

CATEGORY	<input type="checkbox"/> Facilities	<input checked="" type="checkbox"/> Infrastructure	<input type="checkbox"/> Study/Design	<input checked="" type="checkbox"/> Vehicle/Equipment	<input type="checkbox"/> Other
PRIORITY	<input type="checkbox"/> Emergency <i>Immediate Need</i>	<input checked="" type="checkbox"/> High <i>Needed in next 2 years</i>	<input type="checkbox"/> Low <i>Needed in 2-5 years</i>	USEFUL LIFE (YRS)	50+

PROJECT DESCRIPTION	
Please describe the project. Explain priority and justification for the project.	
<p>This capital expense request is for the replacement of aging water mains throughout the distribution system. Many of these mains are undersized, prone to breaks, or nearing the end of their useful life, posing risks to water quality, service reliability and roadway damage. Design work has already been completed for many of the proposed replacement locations, allowing the project to move forward efficiently.</p>	
Provide additional sheets as necessary	

Category*	Five Year Total	Estimated Cost by Fiscal Year				
		FY 2026	FY 2027	FY 2028	FY 2029	FY 2030
Facilities						
Infrastructure			\$5,000,000	\$6,000,000		
Study/Design						
Vehicle/Equipment						
Other						
TOTAL	\$11,000,000					

* If multiple categories for single project, include cost for each and for each FY as needed

**CITY OF GARDNER CAPITAL IMPROVEMENT PROJECT REQUEST FORM
FY2026 – FY2030**

PROJECT ID (by Committee)	26-098
PROJECT TITLE	
Water Meter Replacement	
DEPARTMENT	
Water (Enterprise)	
SUBMITTED BY	DATE SUBMITTED
Dane E Arnold	4/15/2025



Insert Picture if available/applicable

CATEGORY	<input type="checkbox"/> Facilities	<input checked="" type="checkbox"/> Infrastructure	<input type="checkbox"/> Study/Design	<input checked="" type="checkbox"/> Vehicle/Equipment	<input type="checkbox"/> Other
PRIORITY	<input type="checkbox"/> Emergency <i>Immediate Need</i>	<input checked="" type="checkbox"/> High <i>Needed in next 2 years</i>	<input type="checkbox"/> Low <i>Needed in 2-5 years</i>	USEFUL LIFE (YRS)	20+

PROJECT DESCRIPTION	
Please describe the project. Explain priority and justification for the project.	
<p>This capital expense request is for the replacement of outdated municipal water meters. Upgrading to modern, more accurate meters will improve billing efficiency, reduce water loss through more precise usage tracking, and enhance customer service. The new meters will also support long-term operational savings and provide the data needed for proactive system management and future planning.</p>	
Provide additional sheets as necessary	

Category*	Five Year Total	Estimated Cost by Fiscal Year				
		FY 2026	FY 2027	FY 2028	FY 2029	FY 2030
Facilities						
Infrastructure		\$1,000,000	\$1,000,000			
Study/Design						
Vehicle/Equipment						
Other						
TOTAL	\$2,000,000					

* If multiple categories for single project, include cost for each and for each FY as needed

CITY OF GARDNER CAPITAL IMPROVEMENT PROJECT REQUEST
FORM FY2027 – FY2031

PROJECT ID (by Committee)	26-060
PROJECT TITLE	
Central Office Building	
DEPARTMENT	
School	
SUBMITTED BY	DATE SUBMITTED
School	11/5/25



Insert Picture if available/applicable

CATEGORY	<input checked="" type="checkbox"/> Facilities	<input type="checkbox"/> Infrastructure	<input type="checkbox"/> Study/Design	<input type="checkbox"/> Vehicle/Equipment	<input type="checkbox"/> Other
PRIORITY	<input type="checkbox"/> Emergency <i>Immediate Need</i>	<input checked="" type="checkbox"/> High <i>Needed in next 2 years</i>	<input type="checkbox"/> Low <i>Needed in 2-5 years</i>	USEFUL LIFE (YRS)	50

PROJECT DESCRIPTION
Please describe the project. Explain priority and justification for the project.
<p>Estimated cost \$5,000,000. Project would construct a new office building to house all of the Central Office Administration and Departments. This would include approximately 16 people making up the District Administration team and Special Education team. All of these people are currently housed in Elm Street School. Elm Street School was originally built as a high school in 1926. The buildings electrical, HVAC and utilities are mostly original to the building. The District offices are mainly on the second floor of the building. It is not the highest and best use of Elm Street School. A new efficient and modern building on the three school campus would be beneficial.</p>
Provide additional sheets as necessary

Category*	Five Year Total	Estimated Cost by Fiscal Year				
		FY 2027	FY 2028	FY 2029	FY 2030	FY 2031
Facilities	5,000,000		5,000,000			
Infrastructure						
Study/Design						
Vehicle/Equipment						
Other						
TOTAL	5,000,000					

* If multiple categories for single project, include cost for each and for each FY as needed

CITY OF GARDNER CAPITAL IMPROVEMENT PROJECT REQUEST
FORM FY2027 – FY2031

PROJECT ID (by Committee)	26-061
PROJECT TITLE	
ESS Auditorium	
DEPARTMENT	
School	
SUBMITTED BY	DATE SUBMITTED
School	11/5/25



Insert Picture if available/applicable

CATEGORY	<input checked="" type="checkbox"/> Facilities	<input type="checkbox"/> Infrastructure	<input type="checkbox"/> Study/Design	<input type="checkbox"/> Vehicle/Equipment	<input type="checkbox"/> Other
PRIORITY	<input type="checkbox"/> Emergency <i>Immediate Need</i>	<input type="checkbox"/> High <i>Needed in next 2 years</i>	<input checked="" type="checkbox"/> Low <i>Needed in 2-5 years</i>	USEFUL LIFE (YRS)	30

PROJECT DESCRIPTION
Please describe the project. Explain priority and justification for the project.
Estimated cost \$150,000. This project will re-finish the floor and paint the walls and ceiling at ESS.
Provide additional sheets as necessary

Category*	Five Year Total	Estimated Cost by Fiscal Year				
		FY 2027	FY 2028	FY 2029	FY 2030	FY 2031
Facilities	150,000					150,000
Infrastructure						
Study/Design						
Vehicle/Equipment						
Other						
TOTAL	150,000					

* If multiple categories for single project, include cost for each and for each FY as needed

CITY OF GARDNER CAPITAL IMPROVEMENT PROJECT REQUEST
FORM FY2027 – FY2031

PROJECT ID (by Committee)	26-062
PROJECT TITLE	
ESS Replace Bathroom Partitions	
DEPARTMENT	
School	
SUBMITTED BY	DATE SUBMITTED
School	11/5/25



Insert Picture if available/applicable

CATEGORY	<input checked="" type="checkbox"/> Facilities	<input type="checkbox"/> Infrastructure	<input type="checkbox"/> Study/Design	<input type="checkbox"/> Vehicle/Equipment	<input type="checkbox"/> Other
PRIORITY	<input type="checkbox"/> Emergency <i>Immediate Need</i>	<input type="checkbox"/> High <i>Needed in next 2 years</i>	<input checked="" type="checkbox"/> Low <i>Needed in 2-5 years</i>	USEFUL LIFE (YRS)	30

PROJECT DESCRIPTION
Please describe the project. Explain priority and justification for the project.
Estimated cost \$75,000. This project will replace original bathroom partitions throughout the buildings. Many of the partitions have been repaired past their useful life span.
Provide additional sheets as necessary

Category*	Five Year Total	Estimated Cost by Fiscal Year				
		FY 2027	FY 2028	FY 2029	FY 2030	FY 2031
Facilities	75,000			75,000		
Infrastructure						
Study/Design						
Vehicle/Equipment						
Other						
TOTAL	75,000					

* If multiple categories for single project, include cost for each and for each FY as needed

CITY OF GARDNER CAPITAL IMPROVEMENT PROJECT REQUEST
FORM FY2027 – FY2031

PROJECT ID (by Committee)	26-063
PROJECT TITLE	
ESS Roof	
DEPARTMENT	
School	
SUBMITTED BY	DATE SUBMITTED
School	11/5/25



Insert Picture if available/applicable

CATEGORY	<input checked="" type="checkbox"/> Facilities	<input type="checkbox"/> Infrastructure	<input type="checkbox"/> Study/Design	<input type="checkbox"/> Vehicle/Equipment	<input type="checkbox"/> Other
PRIORITY	<input type="checkbox"/> Emergency <i>Immediate Need</i>	<input checked="" type="checkbox"/> High <i>Needed in next 2 years</i>	<input type="checkbox"/> Low <i>Needed in 2-5 years</i>	USEFUL LIFE (YRS)	25

PROJECT DESCRIPTION
Please describe the project. Explain priority and justification for the project.
Estimated cost \$250,000. Project consists of the replacement and/or repair of the ESS roof. Project would have a consultant assess the roof at ESS as leaks continue to appear. Facilities patches the roof, but leaks continue.
Provide additional sheets as necessary

Category*	Five Year Total	Estimated Cost by Fiscal Year				
		FY 2027	FY 2028	FY 2029	FY 2030	FY 2031
Facilities	250,000		250,000			
Infrastructure						
Study/Design						
Vehicle/Equipment						
Other						
TOTAL	250,000					

* If multiple categories for single project, include cost for each and for each FY as needed

CITY OF GARDNER CAPITAL IMPROVEMENT PROJECT REQUEST
FORM FY2027 – FY2031



Insert Picture if available/applicable

PROJECT ID (by Committee)	26-064
PROJECT TITLE	
ESS Standby Generator	
DEPARTMENT	
School	
SUBMITTED BY	DATE SUBMITTED
School	11/5/25

CATEGORY	<input checked="" type="checkbox"/> Facilities	<input type="checkbox"/> Infrastructure	<input type="checkbox"/> Study/Design	<input type="checkbox"/> Vehicle/Equipment	<input type="checkbox"/> Other
PRIORITY	<input type="checkbox"/> Emergency <i>Immediate Need</i>	<input type="checkbox"/> High <i>Needed in next 2 years</i>	<input checked="" type="checkbox"/> Low <i>Needed in 2-5 years</i>	USEFUL LIFE (YRS)	30

PROJECT DESCRIPTION	
Please describe the project. Explain priority and justification for the project.	
Estimated cost \$250,000. This project will replace the generator at ESS. The current generator is past its expected useful life.	
Provide additional sheets as necessary	

Category*	Five Year Total	Estimated Cost by Fiscal Year				
		FY 2027	FY 2028	FY 2029	FY 2030	FY 2031
Facilities	250,000				250,000	
Infrastructure						
Study/Design						
Vehicle/Equipment						
Other						
TOTAL	250,000					

* If multiple categories for single project, include cost for each and for each FY as needed

CITY OF GARDNER CAPITAL IMPROVEMENT PROJECT REQUEST
FORM FY2027 – FY2031

PROJECT ID (by Committee)	26-065
PROJECT TITLE	
Facilities Garage Addition	
DEPARTMENT	
School	
SUBMITTED BY	DATE SUBMITTED
School	11/5/25



Insert Picture if available/applicable

CATEGORY	<input checked="" type="checkbox"/> Facilities	<input type="checkbox"/> Infrastructure	<input type="checkbox"/> Study/Design	<input type="checkbox"/> Vehicle/Equipment	<input type="checkbox"/> Other
PRIORITY	<input type="checkbox"/> Emergency <i>Immediate Need</i>	<input checked="" type="checkbox"/> High <i>Needed in next 2 years</i>	<input type="checkbox"/> Low <i>Needed in 2-5 years</i>	USEFUL LIFE (YRS)	50

PROJECT DESCRIPTION	
Please describe the project. Explain priority and justification for the project.	
<p>Estimated cost \$500,000. Project would add on to the existing facilities garage. The current two bay garage is used to store various pieces of equipment such as tractors, mowers, paint machines, attachments, etc. The space is full and a lot of equipment is stored outside. An addition would allow all the equipment to be stored inside and out of the elements.</p>	
Provide additional sheets as necessary	

Category*	Five Year Total	Estimated Cost by Fiscal Year				
		FY 2027	FY 2028	FY 2029	FY 2030	FY 2031
Facilities	500,000		500,000			
Infrastructure						
Study/Design						
Vehicle/Equipment						
Other						
TOTAL	500,000					

* If multiple categories for single project, include cost for each and for each FY as needed

CITY OF GARDNER CAPITAL IMPROVEMENT PROJECT REQUEST
FORM FY2027 – FY2031



Insert Picture if available/applicable

PROJECT ID (by Committee)	26-066
PROJECT TITLE	
Facilities Pickup Truck	
DEPARTMENT	
School	
SUBMITTED BY	DATE SUBMITTED
School	11/5/25

CATEGORY	<input type="checkbox"/> Facilities	<input type="checkbox"/> Infrastructure	<input type="checkbox"/> Study/Design	<input checked="" type="checkbox"/> Vehicle/Equipment	<input type="checkbox"/> Other
PRIORITY	<input checked="" type="checkbox"/> Emergency <i>Immediate Need</i>	<input type="checkbox"/> High <i>Needed in next 2 years</i>	<input type="checkbox"/> Low <i>Needed in 2-5 years</i>	USEFUL LIFE (YRS)	10

PROJECT DESCRIPTION	
Please describe the project. Explain priority and justification for the project.	
<p>Estimated cost \$65,000. Project would purchase a new truck for the facilities department. A new truck will replace the 2012 GMC Sierra with over 100,000 miles on it. The newest truck in our fleet of four (4) is a 2021 Chevrolet Silverado.</p>	
Provide additional sheets as necessary	

Category*	Five Year Total	Estimated Cost by Fiscal Year				
		FY 2027	FY 2028	FY 2029	FY 2030	FY 2031
Facilities						
Infrastructure						
Study/Design						
Vehicle/Equipment	65,000	65,000				
Other						
TOTAL	65,000					

* If multiple categories for single project, include cost for each and for each FY as needed

CITY OF GARDNER CAPITAL IMPROVEMENT PROJECT REQUEST
FORM FY2027 – FY2031

PROJECT ID (by Committee)	26-068
PROJECT TITLE	
GHS C-Wing (locker rooms) renovations	
DEPARTMENT	
School	
SUBMITTED BY	DATE SUBMITTED
School	11/5/25



Insert Picture if available/applicable

CATEGORY	<input checked="" type="checkbox"/> Facilities	<input type="checkbox"/> Infrastructure	<input type="checkbox"/> Study/Design	<input type="checkbox"/> Vehicle/Equipment	<input type="checkbox"/> Other
PRIORITY	<input type="checkbox"/> Emergency <i>Immediate Need</i>	<input checked="" type="checkbox"/> High <i>Needed in next 2 years</i>	<input type="checkbox"/> Low <i>Needed in 2-5 years</i>	USEFUL LIFE (YRS)	30

PROJECT DESCRIPTION
Please describe the project. Explain priority and justification for the project.
<p>Estimated cost \$3,000,000. This project will take a holistic look at the C-wing of GHS (Gym and Cafeteria). In particular, the boys and girls locker rooms and associated rooms/offices. In both locker rooms, the showers are not utilized and the original lockers are well beyond their useful life. The weight room is undersized. The tile work is failing after 50 years of use and abuse. The project would re-make the aforementioned areas into modern usable locker rooms, weight rooms and offices.</p>
Provide additional sheets as necessary

Category*	Five Year Total	Estimated Cost by Fiscal Year				
		FY 2027	FY 2028	FY 2029	FY 2030	FY 2031
Facilities	3,000,000		3,000,000			
Infrastructure						
Study/Design						
Vehicle/Equipment						
Other						
TOTAL	3,000,000					

* If multiple categories for single project, include cost for each and for each FY as needed

CITY OF GARDNER CAPITAL IMPROVEMENT PROJECT REQUEST
FORM FY2027 – FY2031



Insert Picture if available/applicable

PROJECT ID (by Committee)	26-069
PROJECT TITLE	
GHS Replace Exit / Emergency Lighting	
DEPARTMENT	
School	
SUBMITTED BY	DATE SUBMITTED
School	11/5/25

CATEGORY	<input checked="" type="checkbox"/> Facilities	<input type="checkbox"/> Infrastructure	<input type="checkbox"/> Study/Design	<input type="checkbox"/> Vehicle/Equipment	<input type="checkbox"/> Other
PRIORITY	<input type="checkbox"/> Emergency <i>Immediate Need</i>	<input checked="" type="checkbox"/> High <i>Needed in next 2 years</i>	<input type="checkbox"/> Low <i>Needed in 2-5 years</i>	USEFUL LIFE (YRS)	30

PROJECT DESCRIPTION
Please describe the project. Explain priority and justification for the project.
Estimated cost \$150,000. This project will replace original EXIT signage and emergency lighting. A lot of the EXIT signage at GHS is not code compliant, but is grandfathered in as it is not illuminated. The emergency lighting is mostly original to the building and is need of updating and replacement.
Provide additional sheets as necessary

Category*	Five Year Total	Estimated Cost by Fiscal Year				
		FY 2027	FY 2028	FY 2029	FY 2030	FY 2031
Facilities		150,000				
Infrastructure						
Study/Design						
Vehicle/Equipment						
Other						
TOTAL						

* If multiple categories for single project, include cost for each and for each FY as needed

CITY OF GARDNER CAPITAL IMPROVEMENT PROJECT REQUEST
FORM FY2027 – FY2031

PROJECT ID (by Committee)	26-070
PROJECT TITLE	
GHS Interior Painting	
DEPARTMENT	
School	
SUBMITTED BY	DATE SUBMITTED
School	11/5/25



Insert Picture if available/applicable

CATEGORY	<input checked="" type="checkbox"/> Facilities	<input type="checkbox"/> Infrastructure	<input type="checkbox"/> Study/Design	<input type="checkbox"/> Vehicle/Equipment	<input type="checkbox"/> Other
PRIORITY	<input type="checkbox"/> Emergency <i>Immediate Need</i>	<input type="checkbox"/> High <i>Needed in next 2 years</i>	<input checked="" type="checkbox"/> Low <i>Needed in 2-5 years</i>	USEFUL LIFE (YRS)	30

PROJECT DESCRIPTION
Please describe the project. Explain priority and justification for the project.
Estimated cost \$150,000. This project will paint all interior walls at GHS. While some walls are painted each year, many of the walls have not been re-painted in excess of 15 years.
Provide additional sheets as necessary

Category*	Five Year Total	Estimated Cost by Fiscal Year				
		FY 2027	FY 2028	FY 2029	FY 2030	FY 2031
Facilities	150.000			150,000		
Infrastructure						
Study/Design						
Vehicle/Equipment						
Other						
TOTAL	150.000					

* If multiple categories for single project, include cost for each and for each FY as needed

CITY OF GARDNER CAPITAL IMPROVEMENT PROJECT REQUEST
FORM FY2027 – FY2031

PROJECT ID (by Committee)	26-071
PROJECT TITLE	
GHS Landscaping	
DEPARTMENT	
School	
SUBMITTED BY	DATE SUBMITTED
School	11/5/25



Insert Picture if available/applicable

CATEGORY	<input checked="" type="checkbox"/> Facilities	<input type="checkbox"/> Infrastructure	<input type="checkbox"/> Study/Design	<input type="checkbox"/> Vehicle/Equipment	<input type="checkbox"/> Other
PRIORITY	<input type="checkbox"/> Emergency <i>Immediate Need</i>	<input type="checkbox"/> High <i>Needed in next 2 years</i>	<input checked="" type="checkbox"/> Low <i>Needed in 2-5 years</i>	USEFUL LIFE (YRS)	30

PROJECT DESCRIPTION
Please describe the project. Explain priority and justification for the project.
<p>Estimated cost \$50,000. This project will replace the existing landscaping of mostly ewe bushes. First impressions are important and the first impression of the landscaping around the City's premier educational facility is lacking. Many of the bushes are damaged, dying or missing. A new low-maintenance landscape design would not only be appealing, but would also assist in time it takes to maintain the area.</p>
Provide additional sheets as necessary

Category*	Five Year Total	Estimated Cost by Fiscal Year				
		FY 2027	FY 2028	FY 2029	FY 2030	FY 2031
Facilities				50,000		
Infrastructure						
Study/Design						
Vehicle/Equipment						
Other						
TOTAL						

* If multiple categories for single project, include cost for each and for each FY as needed

CITY OF GARDNER CAPITAL IMPROVEMENT PROJECT REQUEST
FORM FY2027 – FY2031

PROJECT ID (by Committee)	26-074
PROJECT TITLE	
GHS Replace Service Equipment	
DEPARTMENT	
School	
SUBMITTED BY	DATE SUBMITTED
School	11/5/24



Insert Picture if available/applicable

CATEGORY	<input type="checkbox"/> Facilities	<input checked="" type="checkbox"/> Infrastructure	<input type="checkbox"/> Study/Design	<input type="checkbox"/> Vehicle/Equipment	<input type="checkbox"/> Other
PRIORITY	<input type="checkbox"/> Emergency <i>Immediate Need</i>	<input type="checkbox"/> High <i>Needed in next 2 years</i>	<input checked="" type="checkbox"/> Low <i>Needed in 2-5 years</i>	USEFUL LIFE (YRS)	30

PROJECT DESCRIPTION	
Please describe the project. Explain priority and justification for the project.	
<p>Estimated cost \$800,000. This project will replace original service equipment throughout the building. The Auditorium project replaced a dangerous and original piece of service equipment which serves the electrical needs of a portion of the buildings. Replacement of the remaining equipment is necessary. The reason this is listed as a low priority is that an engineering firm would need to be consulted to evaluate the existing equipment and make recommendations for replacement equipment. This would push the timing of the project out past two years.</p>	
Provide additional sheets as necessary	

Category*	Five Year Total	Estimated Cost by Fiscal Year				
		FY 2027	FY 2028	FY 2029	FY 2030	FY 2031
Facilities						
Infrastructure				800,000		
Study/Design						
Vehicle/Equipment						
Other						
TOTAL						

* If multiple categories for single project, include cost for each and for each FY as needed

CITY OF GARDNER CAPITAL IMPROVEMENT PROJECT REQUEST
FORM FY2027 – FY2031

PROJECT ID (by Committee)	26-076
PROJECT TITLE	
GHS Standby Generator	
DEPARTMENT	
School	
SUBMITTED BY	DATE SUBMITTED
School	11/5/25



Insert Picture if available/applicable

CATEGORY	<input checked="" type="checkbox"/> Facilities	<input type="checkbox"/> Infrastructure	<input type="checkbox"/> Study/Design	<input type="checkbox"/> Vehicle/Equipment	<input type="checkbox"/> Other
PRIORITY	<input type="checkbox"/> Emergency <i>Immediate Need</i>	<input checked="" type="checkbox"/> High <i>Needed in next 2 years</i>	<input type="checkbox"/> Low <i>Needed in 2-5 years</i>	USEFUL LIFE (YRS)	30

PROJECT DESCRIPTION
Please describe the project. Explain priority and justification for the project.
<p>Estimated cost \$250,000. This project will replace the original 49 year old generator. The current generators size will only run a portion of the building during an electrical outage. A new appropriately sized generator will ensure essential functions like lighting, heating, security systems and communication networks will continue to operate during an outage. Most of the aforementioned electrical needs (i.e. security, communication) were not in existence at the time of construction.</p>
Provide additional sheets as necessary

Category*	Five Year Total	Estimated Cost by Fiscal Year				
		FY 2027	FY 2028	FY 2029	FY 2030	FY 2031
Facilities			250,000			
Infrastructure						
Study/Design						
Vehicle/Equipment						
Other						
TOTAL						

* If multiple categories for single project, include cost for each and for each FY as needed

CITY OF GARDNER CAPITAL IMPROVEMENT PROJECT REQUEST
FORM FY2027 – FY2031

PROJECT ID (by Committee)	26-077
PROJECT TITLE	
GHS to GMS Fiber Underground	
DEPARTMENT	
School	
SUBMITTED BY	DATE SUBMITTED
School	11/5/25



Insert Picture if available/applicable

CATEGORY	<input type="checkbox"/> Facilities	<input checked="" type="checkbox"/> Infrastructure	<input type="checkbox"/> Study/Design	<input type="checkbox"/> Vehicle/Equipment	<input type="checkbox"/> Other
PRIORITY	<input type="checkbox"/> Emergency <i>Immediate Need</i>	<input type="checkbox"/> High <i>Needed in next 2 years</i>	<input checked="" type="checkbox"/> Low <i>Needed in 2-5 years</i>	USEFUL LIFE (YRS)	30

PROJECT DESCRIPTION	
Please describe the project. Explain priority and justification for the project.	
<p>Estimated cost \$40,000. Project would replace the overhead lines that currently carry the fiber with underground conduit. The current lines are currently strung on self-installed telephone poles at a less than optimal height.</p>	
Provide additional sheets as necessary	

Category*	Five Year Total	Estimated Cost by Fiscal Year				
		FY 2027	FY 2028	FY 2029	FY 2030	FY 2031
Facilities						
Infrastructure				40,000		
Study/Design						
Vehicle/Equipment						
Other						
TOTAL						

* If multiple categories for single project, include cost for each and for each FY as needed

CITY OF GARDNER CAPITAL IMPROVEMENT PROJECT REQUEST
FORM FY2027 – FY2031

PROJECT ID (by Committee)	26-078
PROJECT TITLE	
GMS Domestic Hot Water Tank	
DEPARTMENT	
School	
SUBMITTED BY	DATE SUBMITTED
School	11/5/25



Insert Picture if available/applicable

CATEGORY	<input checked="" type="checkbox"/> Facilities	<input type="checkbox"/> Infrastructure	<input type="checkbox"/> Study/Design	<input type="checkbox"/> Vehicle/Equipment	<input type="checkbox"/> Other
PRIORITY	<input type="checkbox"/> Emergency <i>Immediate Need</i>	<input checked="" type="checkbox"/> High <i>Needed in next 2 years</i>	<input type="checkbox"/> Low <i>Needed in 2-5 years</i>	USEFUL LIFE (YRS)	25

PROJECT DESCRIPTION	
Please describe the project. Explain priority and justification for the project.	
Estimated cost \$50,000. Project would replace the original domestic hot water tank which is original to the building. The tank is showing signs of age and components are beginning to fail	
Provide additional sheets as necessary	

Category*	Five Year Total	Estimated Cost by Fiscal Year				
		FY 2027	FY 2028	FY 2029	FY 2030	FY 2031
Facilities			50,000			
Infrastructure						
Study/Design						
Vehicle/Equipment						
Other						
TOTAL						

* If multiple categories for single project, include cost for each and for each FY as needed

CITY OF GARDNER CAPITAL IMPROVEMENT PROJECT REQUEST
FORM FY2027 – FY2031

PROJECT ID (by Committee)	26-079
PROJECT TITLE	
GMS Electronic Sign	
DEPARTMENT	
School	
SUBMITTED BY	DATE SUBMITTED
School	11/5/25



Insert Picture if available/applicable

CATEGORY	<input type="checkbox"/> Facilities	<input type="checkbox"/> Infrastructure	<input type="checkbox"/> Study/Design	<input checked="" type="checkbox"/> Vehicle/Equipment	<input type="checkbox"/> Other
PRIORITY	<input type="checkbox"/> Emergency <i>Immediate Need</i>	<input type="checkbox"/> High <i>Needed in next 2 years</i>	<input checked="" type="checkbox"/> Low <i>Needed in 2-5 years</i>	USEFUL LIFE (YRS)	25

PROJECT DESCRIPTION
Please describe the project. Explain priority and justification for the project.
Estimated cost \$40,000. Project would replace the original movable letter sign near the entrance to GMS. This would align with the electronic signs at GHS and GES and allow for important information to be displayed to all visitors.
Provide additional sheets as necessary

Category*	Five Year Total	Estimated Cost by Fiscal Year				
		FY 2027	FY 2028	FY 2029	FY 2030	FY 2031
Facilities						
Infrastructure						
Study/Design						
Vehicle/Equipment						40,000
Other						
TOTAL						

* If multiple categories for single project, include cost for each and for each FY as needed

**CITY OF GARDNER CAPITAL IMPROVEMENT PROJECT REQUEST
FORM FY2027 – FY2031**

PROJECT ID (by Committee)	26-080
PROJECT TITLE	
GMS Road Improvements	
DEPARTMENT	
School	
SUBMITTED BY	DATE SUBMITTED
School	11/5/25



Insert Picture if available/applicable

CATEGORY	<input type="checkbox"/> Facilities	<input checked="" type="checkbox"/> Infrastructure	<input type="checkbox"/> Study/Design	<input type="checkbox"/> Vehicle/Equipment	<input type="checkbox"/> Other
PRIORITY	<input type="checkbox"/> Emergency <i>Immediate Need</i>	<input checked="" type="checkbox"/> High <i>Needed in next 2 years</i>	<input type="checkbox"/> Low <i>Needed in 2-5 years</i>	USEFUL LIFE (YRS)	15

PROJECT DESCRIPTION	
Please describe the project. Explain priority and justification for the project.	
<p>Estimated cost \$500,000. Project consists of reclamation and re-paving of road, restoration/replacement of curbing of approximately 2,200 linear feet of two-lane road. Project would start at the intersection of the GMS roadway and Catherine Street and include the perimeter roadway at GMS. The goal is to have this completed by the end of 2025.</p>	
Provide additional sheets as necessary	

Category*	Five Year Total	Estimated Cost by Fiscal Year				
		FY 2027	FY 2028	FY 2029	FY 2030	FY 2031
Facilities			500,000			
Infrastructure						
Study/Design						
Vehicle/Equipment						
Other						
TOTAL						

* If multiple categories for single project, include cost for each and for each FY as needed

CITY OF GARDNER CAPITAL IMPROVEMENT PROJECT REQUEST
FORM FY2027 – FY2031

PROJECT ID (by Committee)	26-082
PROJECT TITLE	
GMS Rooftop Condensers	
DEPARTMENT	
School	
SUBMITTED BY	DATE SUBMITTED
School	11/5/25



Insert Picture if available/applicable

CATEGORY	<input checked="" type="checkbox"/> Facilities	<input type="checkbox"/> Infrastructure	<input type="checkbox"/> Study/Design	<input type="checkbox"/> Vehicle/Equipment	<input type="checkbox"/> Other
PRIORITY	<input checked="" type="checkbox"/> Emergency <i>Immediate Need</i>	<input type="checkbox"/> High <i>Needed in next 2 years</i>	<input type="checkbox"/> Low <i>Needed in 2-5 years</i>	USEFUL LIFE (YRS)	25

PROJECT DESCRIPTION
Please describe the project. Explain priority and justification for the project.
Estimated cost \$350,000. Project would replace the original rooftop condensers at the same time as the GMS roof project. Condensers are original to the construction of the building. The goal is to have this completed by the end of 2027.
Provide additional sheets as necessary

Category*	Five Year Total	Estimated Cost by Fiscal Year				
		FY 2027	FY 2028	FY 2029	FY 2030	FY 2031
Facilities		350,000				
Infrastructure						
Study/Design						
Vehicle/Equipment						
Other						
TOTAL						

* If multiple categories for single project, include cost for each and for each FY as needed

CITY OF GARDNER CAPITAL IMPROVEMENT PROJECT REQUEST
FORM FY2027 – FY2031



Insert Picture if available/applicable

PROJECT ID (by Committee)	26-083
PROJECT TITLE	
GMS Unit Ventilator Controller	
DEPARTMENT	
School	
SUBMITTED BY	DATE SUBMITTED
School	11/5/25

CATEGORY	<input checked="" type="checkbox"/> Facilities	<input type="checkbox"/> Infrastructure	<input type="checkbox"/> Study/Design	<input type="checkbox"/> Vehicle/Equipment	<input type="checkbox"/> Other
PRIORITY	<input type="checkbox"/> Emergency <i>Immediate Need</i>	<input checked="" type="checkbox"/> High <i>Needed in next 2 years</i>	<input type="checkbox"/> Low <i>Needed in 2-5 years</i>	USEFUL LIFE (YRS)	25

PROJECT DESCRIPTION	
Please describe the project. Explain priority and justification for the project.	
<p>Estimated cost \$500,000. Project would replace the original controllers for the unit ventilators in each room at GMS. The current controllers are twenty-nine (29) years old, not supported or manufactured any longer and are beginning to fail.</p>	
Provide additional sheets as necessary	

Category*	Five Year Total	Estimated Cost by Fiscal Year				
		FY 2027	FY 2028	FY 2029	FY 2030	FY 2031
Facilities			500,000			
Infrastructure						
Study/Design						
Vehicle/Equipment						
Other						
TOTAL						

* If multiple categories for single project, include cost for each and for each FY as needed

CITY OF GARDNER CAPITAL IMPROVEMENT PROJECT REQUEST
FORM FY2027 – FY2031

PROJECT ID (by Committee)	26-084
PROJECT TITLE	
GHS Elevator Renovations	
DEPARTMENT	
School	
SUBMITTED BY	DATE SUBMITTED
School	11/5/25



Insert Picture if available/applicable

CATEGORY	<input type="checkbox"/> Facilities	<input checked="" type="checkbox"/> Infrastructure	<input type="checkbox"/> Study/Design	<input type="checkbox"/> Vehicle/Equipment	<input type="checkbox"/> Other
PRIORITY	<input checked="" type="checkbox"/> Emergency <i>Immediate Need</i>	<input type="checkbox"/> High <i>Needed in next 2 years</i>	<input type="checkbox"/> Low <i>Needed in 2-5 years</i>	USEFUL LIFE (YRS)	50

PROJECT DESCRIPTION
Please describe the project. Explain priority and justification for the project.
<p>Estimated cost \$150,000. There is only one elevator at GHS and it is original to the building. A recent inspection noted that the elevator was "tired" and many portions of the elevator were past their life expectancy. The project would entail the updating of the GHS elevator to include the motor, cables, cab interior, cab floor and all aspects and devices of the elevator cab and equipment. It would also bring portions of the elevator into ADA compliance (call button positioning).</p>
Provide additional sheets as necessary

Category*	Five Year Total	Estimated Cost by Fiscal Year				
		FY 2027	FY 2028	FY 2029	FY 2030	FY 2031
Facilities	150,000	150,000				
Infrastructure						
Study/Design						
Vehicle/Equipment						
Other						
TOTAL	150,000					

* If multiple categories for single project, include cost for each and for each FY as needed

CITY OF GARDNER CAPITAL IMPROVEMENT PROJECT REQUEST
FORM FY2027 – FY2031

PROJECT ID (by Committee)	27-008
PROJECT TITLE	
GHS Roof	
DEPARTMENT	
School	
SUBMITTED BY	DATE SUBMITTED
School	11/5/25



Insert Picture if available/applicable

CATEGORY	<input checked="" type="checkbox"/> Facilities	<input type="checkbox"/> Infrastructure	<input type="checkbox"/> Study/Design	<input type="checkbox"/> Vehicle/Equipment	<input type="checkbox"/> Other
PRIORITY	<input type="checkbox"/> Emergency <i>Immediate Need</i>	<input type="checkbox"/> High <i>Needed in next 2 years</i>	<input checked="" type="checkbox"/> Low <i>Needed in 2-5 years</i>	USEFUL LIFE (YRS)	25

PROJECT DESCRIPTION	
Please describe the project. Explain priority and justification for the project.	
Estimated cost \$2,000,000. Project consists of the replacement and/or repair of the GHS roof. Project is likely an MSBA candidate.	
Provide additional sheets as necessary	

Category*	Five Year Total	Estimated Cost by Fiscal Year				
		FY 2027	FY 2028	FY 2029	FY 2030	FY 2031
Facilities	2,000,000					2,000,000
Infrastructure						
Study/Design						
Vehicle/Equipment						
Other						
TOTAL	2,000,000					

* If multiple categories for single project, include cost for each and for each FY as needed

CITY OF GARDNER CAPITAL IMPROVEMENT PROJECT REQUEST
FORM FY2027 – FY2031

PROJECT ID (by Committee)	27-009
PROJECT TITLE	
GMS PA and Clock System	
DEPARTMENT	
School	
SUBMITTED BY	DATE SUBMITTED
School	11/5/25



Insert Picture if available/applicable

CATEGORY	<input type="checkbox"/> Facilities	<input type="checkbox"/> Infrastructure	<input type="checkbox"/> Study/Design	<input checked="" type="checkbox"/> Vehicle/Equipment	<input type="checkbox"/> Other
PRIORITY	<input type="checkbox"/> Emergency <i>Immediate Need</i>	<input checked="" type="checkbox"/> High <i>Needed in next 2 years</i>	<input type="checkbox"/> Low <i>Needed in 2-5 years</i>	USEFUL LIFE (YRS)	30

PROJECT DESCRIPTION	
Please describe the project. Explain priority and justification for the project.	
Estimated cost \$175,000. Project would replace the original PA and Clock system that is currently not working and is no longer supported by the manufacturer. The parts needed to get the system running again are no longer available.	
Provide additional sheets as necessary	

Category*	Five Year Total	Estimated Cost by Fiscal Year				
		FY 2027	FY 2028	FY 2029	FY 2030	FY 2031
Facilities		175,000				
Infrastructure						
Study/Design						
Vehicle/Equipment						
Other						
TOTAL						

* If multiple categories for single project, include cost for each and for each FY as needed